

Type:

Model:

## MARINER DOUBLE-APERTURE Integrated LED Dock Light

### SPECIFICATIONS

#### HOUSING:

Cast brass cover. Stainless-steel base plate. IP65 weatherproof.

#### FINISH:

Raw brass or architectural powder coated colors. Custom powder coated colors available.

#### INTEGRATED LED:

2.2W. 12V. 220 lumens. 4.71 VA at 2700K, 4.75 VA at 3000K. 80 CRI.

#### MOUNTING:

Mounts with stainless-steel screws.






#### WIRING:

Pre-wired with a 5' pigtail of 18/2 cable.

#### WARRANTY:

Ten years.

#### AVAILABLE COLORS:

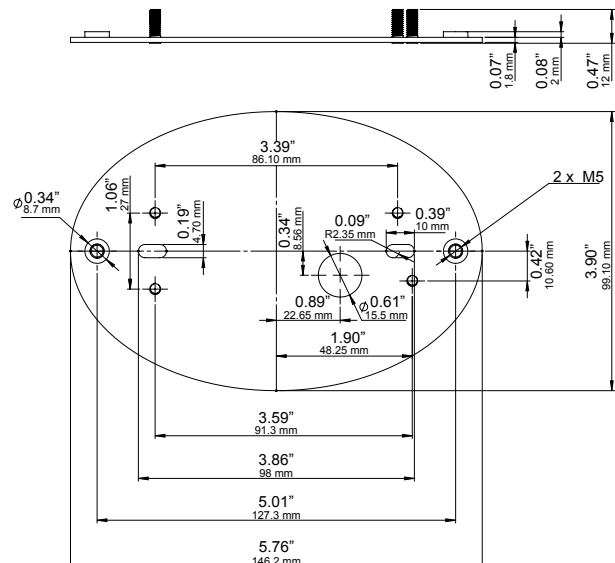
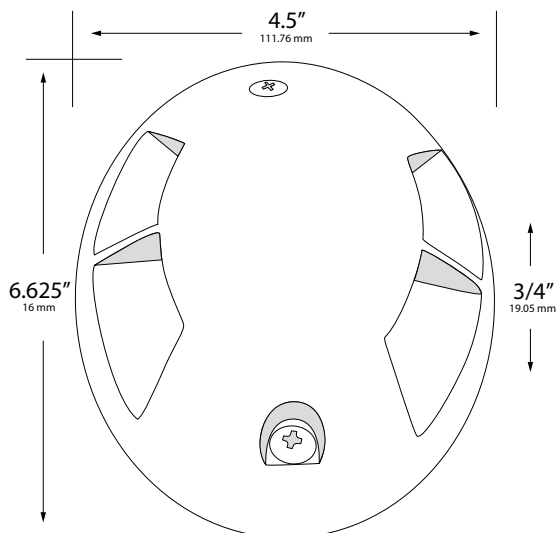
489935-BLK-2700K 489935-BLK-3000K	
489935-BRZ-2700K 489935-BRZ-3000K	
489935-S-2700K 489935-S-3000K	
489935-WH-2700K 489935-WH-3000K	
489935-RAW-2700K 489935-RAW-3000K	



Driver-over rated at 4,400 lbs.



### DIMENSIONS:



FIXTURE MOUNTING AND INSTALLATION

