

Type:

Model:

LED Non-Cutoff Wall Packs

SPECIFICATIONS

VOLTAGE: 120V to 277V (347V available)

COLOR TEMPERATURE: 5000K (4000K available)

LENS: Prismatic UV-stabilized acrylic sealed lens

CONDUIT ENTRY POINTS: Three 1/2" threaded on three sides, plus J-box knockouts on wall side.

FINISH: Dark bronze. Custom powder coated colors available.

AGENCY LISTINGS: UL approved (F19277002) for wet locations

WARRANTY: Five years



45 W and 65 W



90 W and 135 W

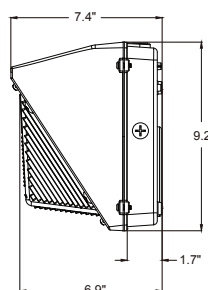
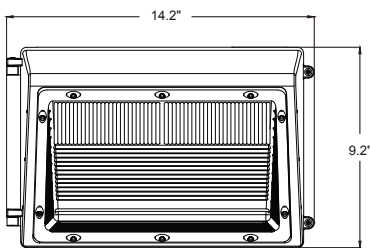
Model	490612	490614	490616	490618
Description	LED-WP-45W-5000K	LED-WP-65W-5000K	LED-WP-90W-5000K	LED-WP-135W-5000K
Wattage	45 W	65 W	90 W	135 W
Lumens	5,300	7,300	11,200	16,400
Efficacy	117 lm/W	112 lm/W	124 lm/W	121 lm/W
CRI	70	70	70	70
HID Equivalent	175 W MH	250 W MH	320 W MH	400 W MH

Highly efficient LED wall packs offer maximum light output for general-purpose area and security lighting. Ideal replacement for up to 400 W HID fixtures. Cast aluminum housing. Waterproof J-box gasket included. Surge protector. Impact-resistant prismatic sealed lens.



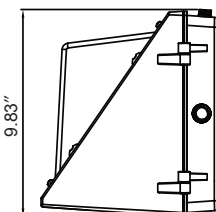

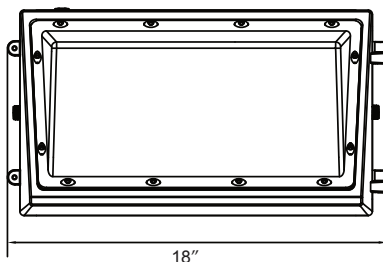
DIMENSIONS:

45 W
and 65 W



Approximate Luminaire Weight: 7.7 Lbs

90 W
and 135 W



Approximate Luminaire Weight: 13.3 Lbs