

Report No.:

Test Time: 2020-08-27 14:48

Luminaire Property

Luminaire Manufacturer:

Luminaire Description: MS-MR16-3B

Current: 0.523 A

Power Factor: 0.770

Voltage: 11.9 V

Power: 4.80 W

Photometric Results

CIE Class: Direct

Measurement Flux: 398.8 lm

Downward Ratio: 99%

Horizontal Diffuse Angle(10%,50%,75%,100%): H74.4,H40.1,H26.9,H5

Vertical Diffuse Angle(10%,50%,75%,100%): V73.2,V38.9,V25.5,V3

Luminaire Efficacy Rating (LER): 83

Max. Intensity: 714.11 cd

Total Rated Lamp Lumens: 398.8 lm


Efficiency: 100%

Upward Ratio: 1%

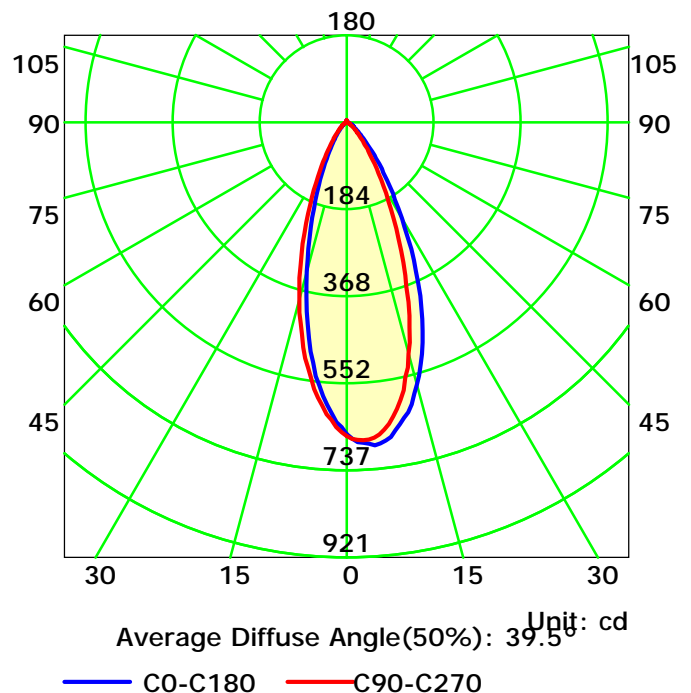
Central Intensity: 660.71 cd

Pos of Max. Intensity: H45 V8

Picture Of Luminaire



Luminous Intensity Distribution Curve



C Plane (°):0.0-360.0: 45.0

Test Lab:

Test Type: TYPE C

Temperature:

Operator:

Gamma Plane (°):0.0-180.0: 1.0

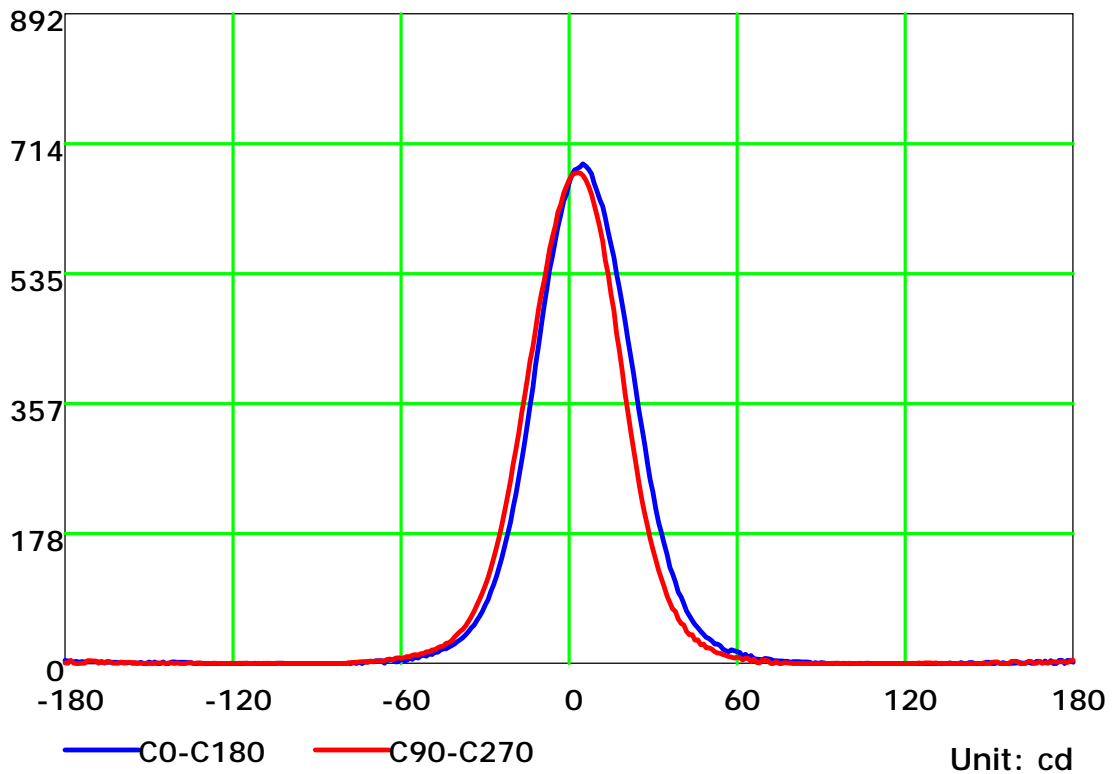
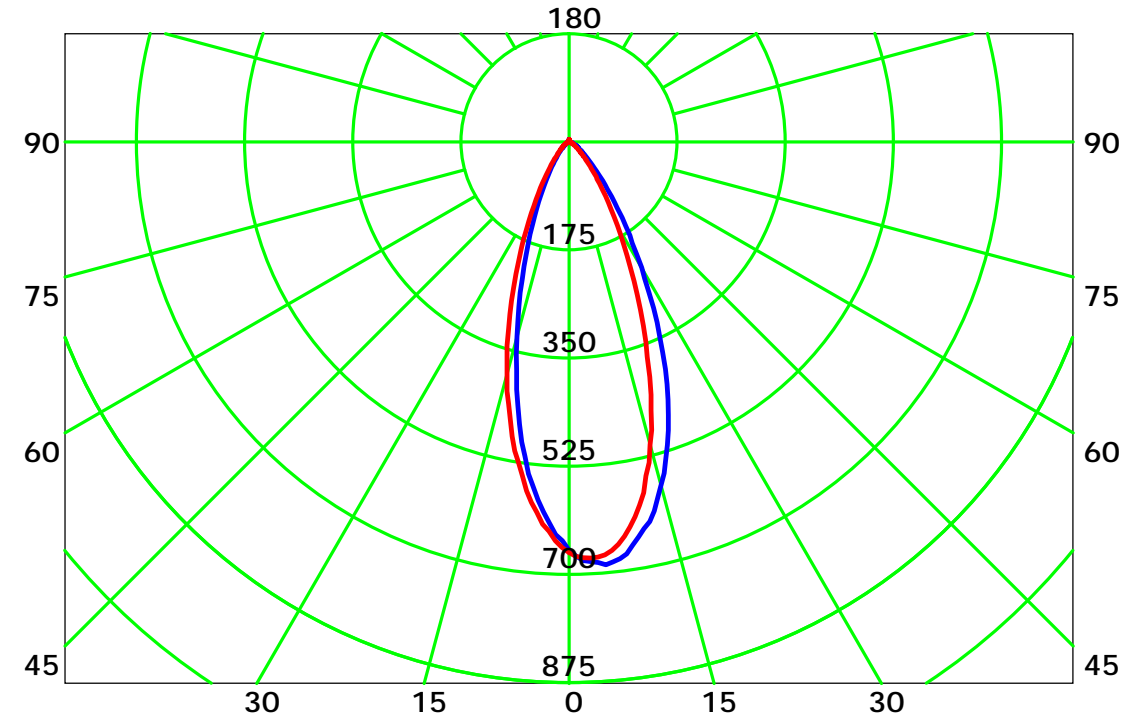
Test Device: GPM-1600

Distance: 8.177 m

Humidity:

Inspector:

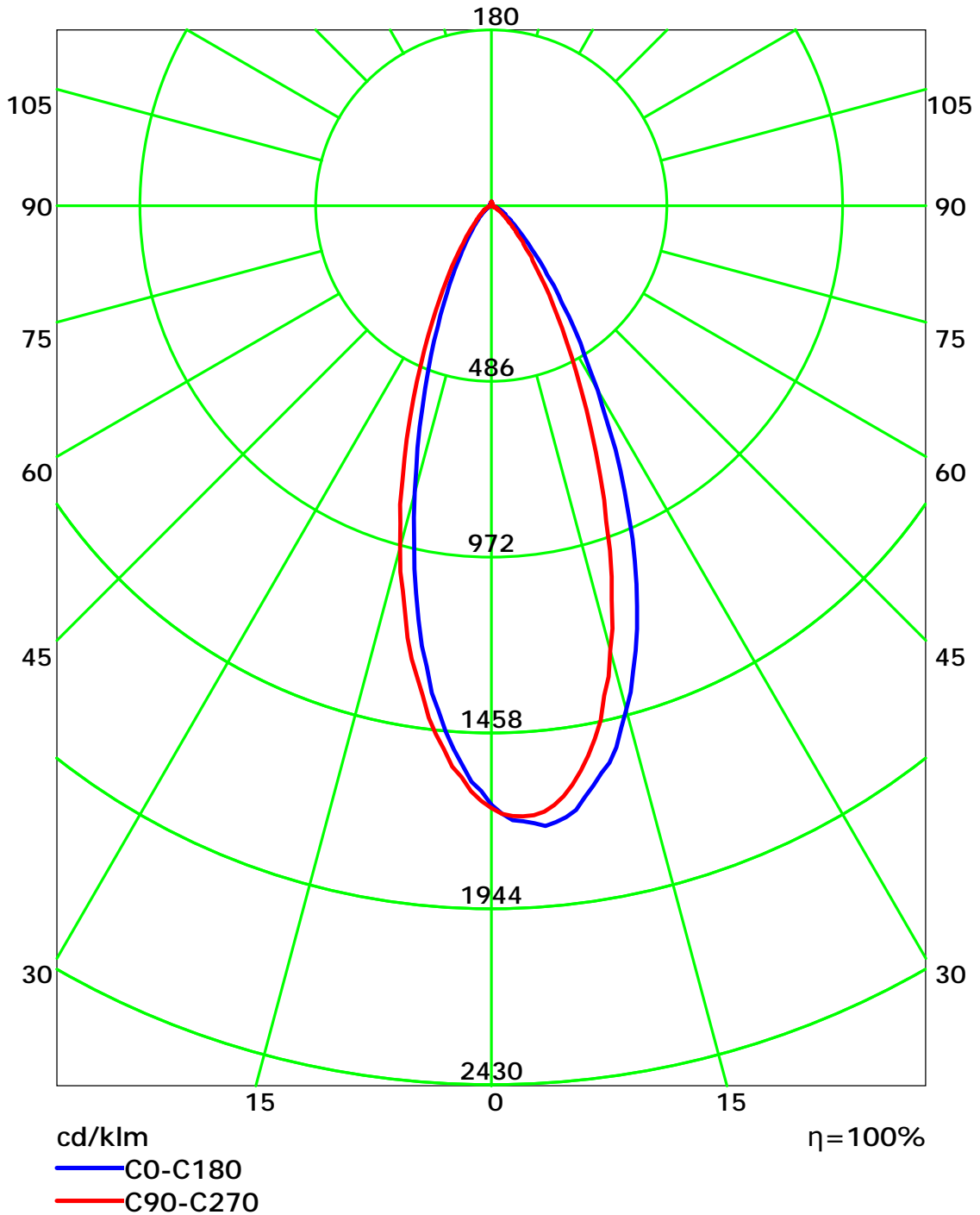
Luminous Intensity Distribution Curve



C Plane (°):0.0-360.0: 45.0
 Test Lab:
 Test Type: TYPE C
 Temperature:
 Operator:

Gamma Plane (°):0.0-180.0:1.0
 Test Device: GPM-1600
 Distance: 8.177 m
 Humidity:
 Inspector:

Luminous Intensity Distribution Curve(cd/klm)



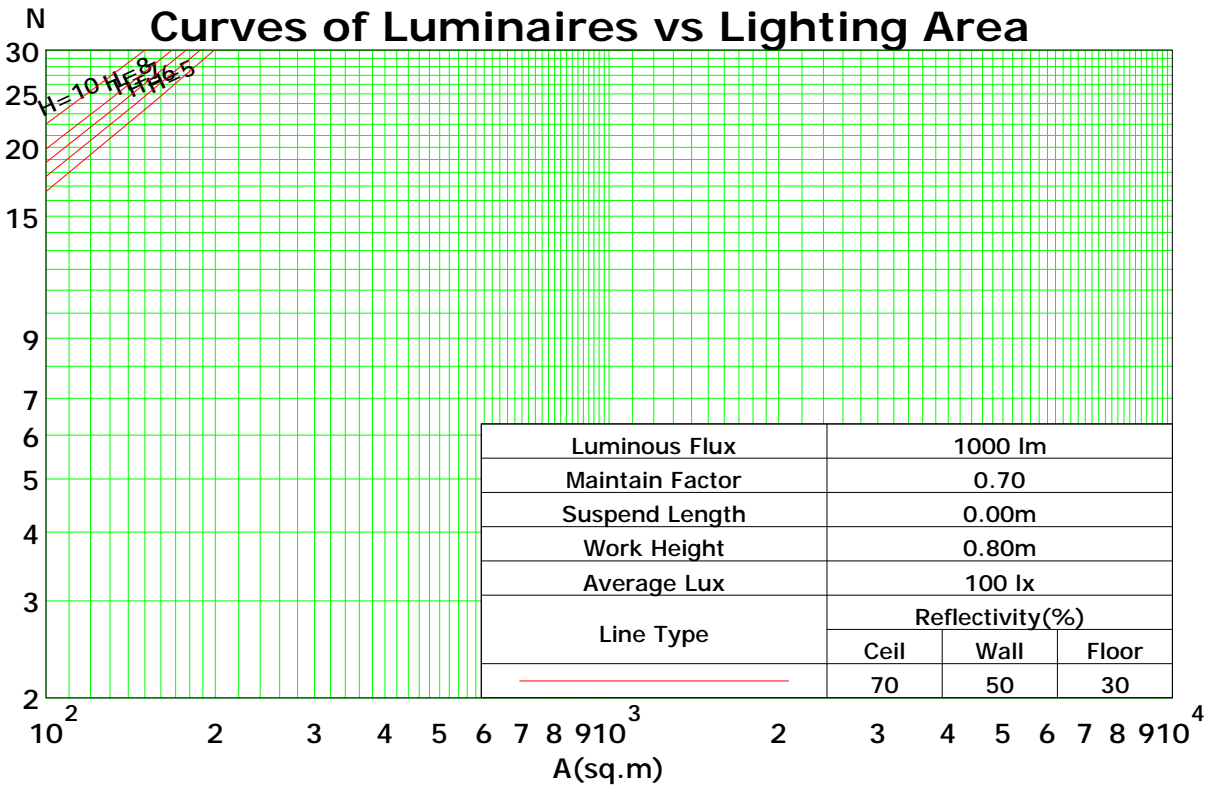
C Plane (°):0.0-360.0: 45.0
 Test Lab:
 Test Type: TYPE C
 Temperature:
 Operator:

Gamma Plane (°):0.0-180.0:1.0
 Test Device: GPM-1600
 Distance: 8.177 m
 Humidity:
 Inspector:

Coefficients Of Utilization - Zonal Cavity Method

RC	0.8	0.8	0.8	0.8	0.7	0.7	0.7	0.7	0.5	0.5	0.5	0.3	0.3	0.3	0.1	0.1	0.1	0
RW	0.7	0.5	0.3	0.1	0.7	0.5	0.3	0.1	0.5	0.3	0.1	0.5	0.3	0.1	0.5	0.3	0.1	0
RCR	RF = 0.2																	
0	119	119	119	119	116	116	116	116	111	111	111	106	106	106	101	101	101	99
1	113	110	108	106	111	108	106	104	104	102	101	100	99	97	97	95	94	93
2	108	103	99	95	105	101	97	94	97	94	92	94	92	90	92	90	88	86
3	102	96	91	87	100	94	90	86	92	88	84	89	86	83	87	84	82	80
4	97	90	84	80	95	88	83	79	86	82	78	84	80	77	82	79	76	75
5	92	84	78	74	91	83	78	74	81	77	73	80	75	72	78	74	72	70
6	88	79	73	69	86	78	73	69	77	72	68	75	71	68	74	70	67	66
7	84	75	69	65	83	74	69	65	73	68	64	72	67	64	70	66	63	62
8	80	71	65	61	79	70	65	61	69	64	61	68	64	60	67	63	60	59
9	77	67	62	58	76	67	61	58	66	61	57	65	60	57	64	60	57	56
10	73	64	58	55	72	64	58	55	63	58	54	62	57	54	61	57	54	53

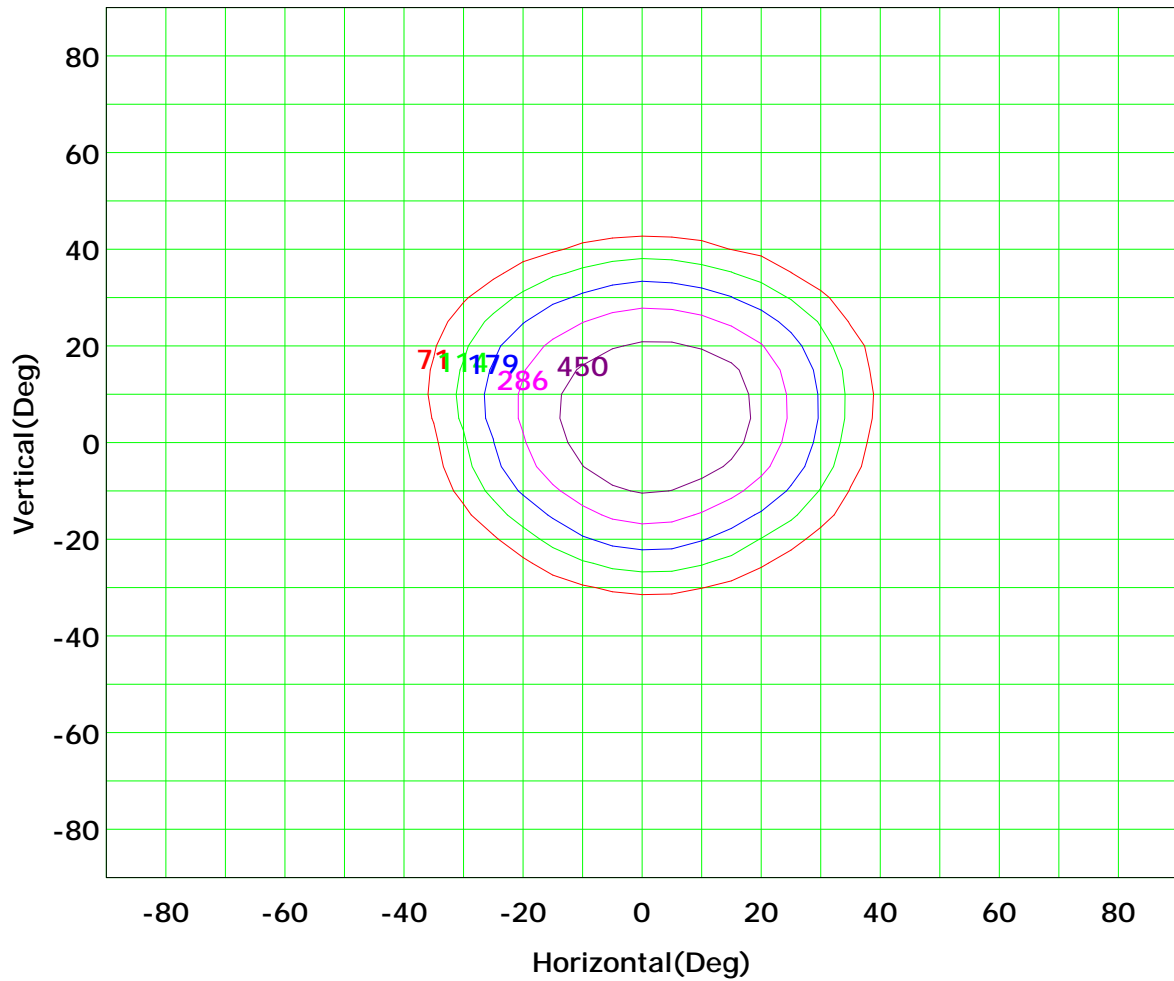
Spacing Criteria (0-180): 0.65
 Spacing Criteria (90-270): 0.64
 Spacing Criteria (Diagonal): 0.68



C Plane (°):0.0-360.0: 45.0
 Test Lab:
 Test Type: TYPE C
 Temperature:
 Operator:

Gamma Plane (°):0.0-180.0:1.0
 Test Device: GPM-1600
 Distance: 8.177 m
 Humidity:
 Inspector:

Isocandela (rectangle)



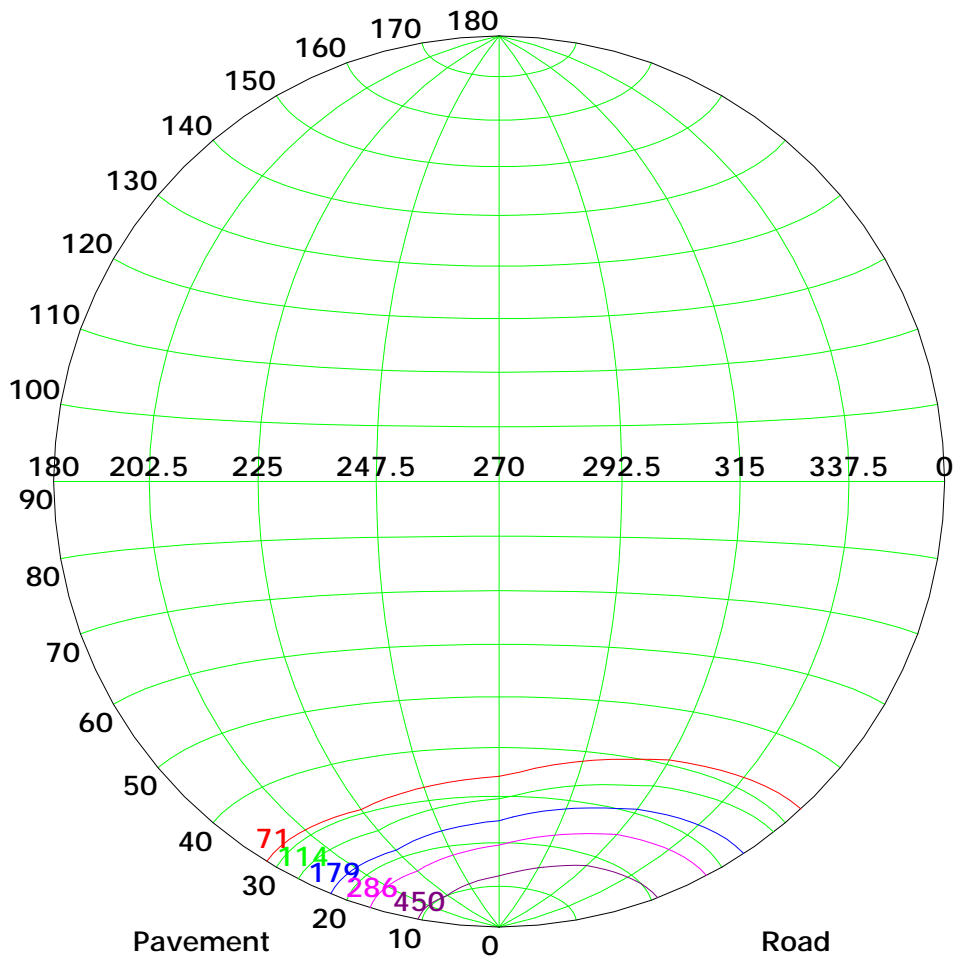
Imax (100%): 714 cd

— (10%):	71 cd	— (16%):	114 cd
— (25%):	179 cd	— (40%):	286 cd
— (63%):	450 cd	— (100%):	714 cd

C Plane (°):0.0-360.0: 45.0
Test Lab:
Test Type: TYPE C
Temperature:
Operator:

Gamma Plane (°):0.0-180.0:1.0
Test Device: GPM-1600
Distance: 8.177 m
Humidity:
Inspector:

Isocandela (sphere)



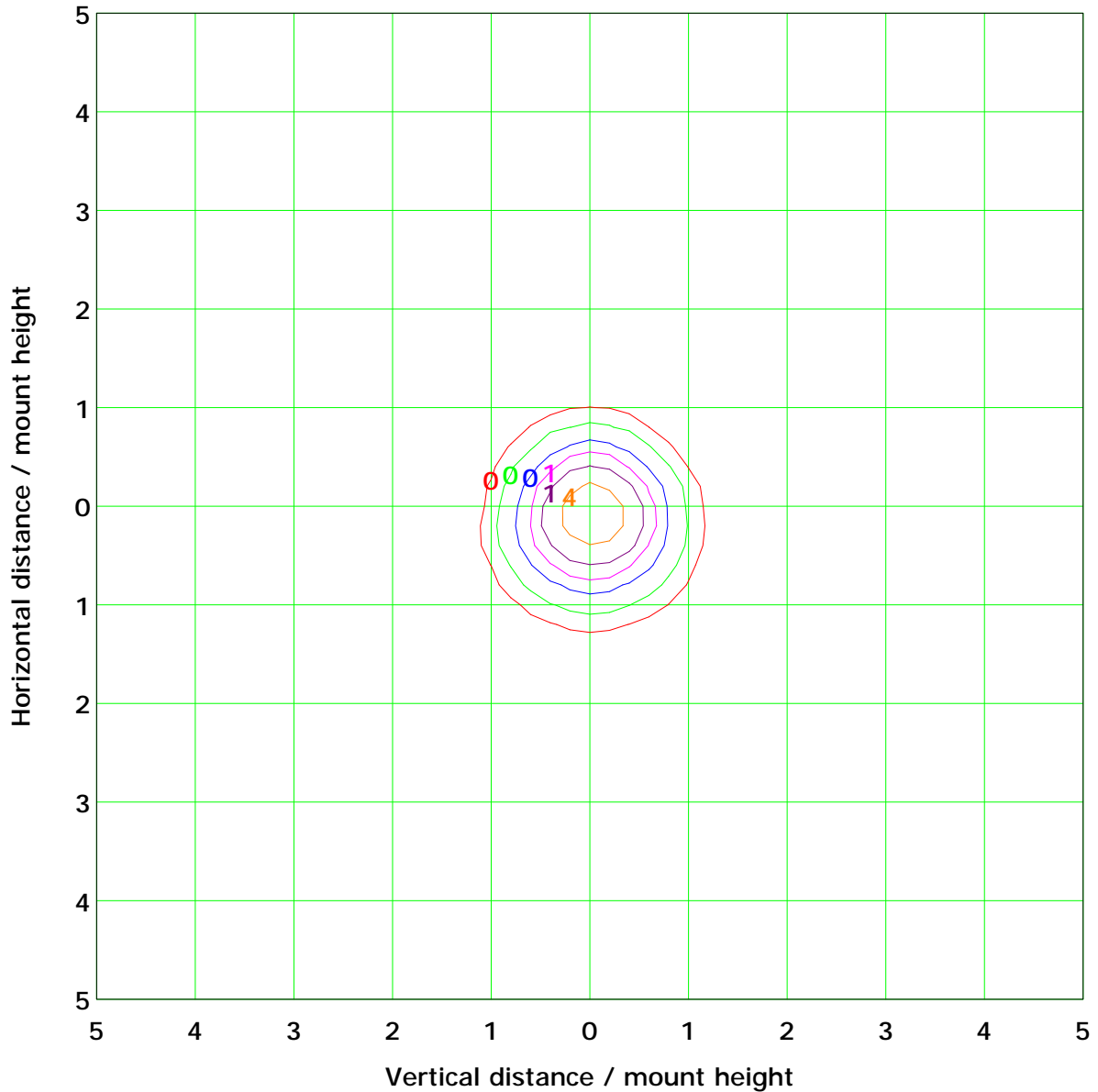
Imax (100%): 714 cd

— (10%):	71 cd	— (16%):	114 cd
— (25%):	179 cd	— (40%):	286 cd
— (63%):	450 cd	— (100%):	714 cd

C Plane (°):0.0-360.0: 45.0
Test Lab:
Test Type: TYPE C
Temperature:
Operator:

Gamma Plane (°):0.0-180.0:1.0
Test Device: GPM-1600
Distance: 8.177 m
Humidity:
Inspector:

IsoLux Plot



Mounting Height: 10.0m Max Lux(100%): 7.0 lx

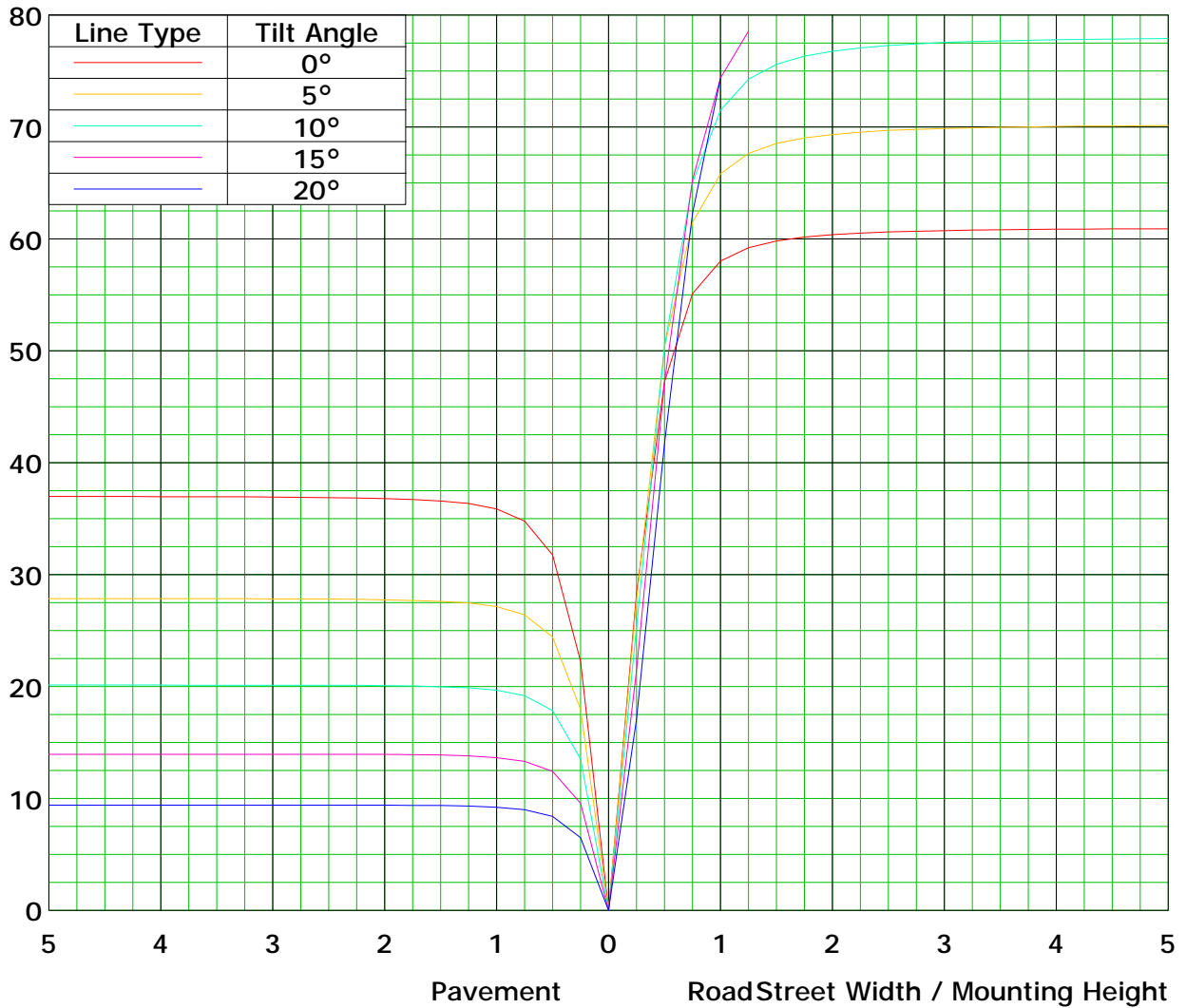
(1%): 0.1 lx	(2%): 0.1 lx
(5%): 0.4 lx	(10%): 0.7 lx
(20%): 1.4 lx	(50%): 3.5 lx
(100%): 7.0 lx	

C Plane (°):0.0-360.0: 45.0
Test Lab:
Test Type: TYPE C
Temperature:
Operator:

Gamma Plane (°):0.0-180.0:1.0
Test Device: GPM-1600
Distance: 8.177 m
Humidity:
Inspector:

Roadway CU Curve

Efficiency(%)



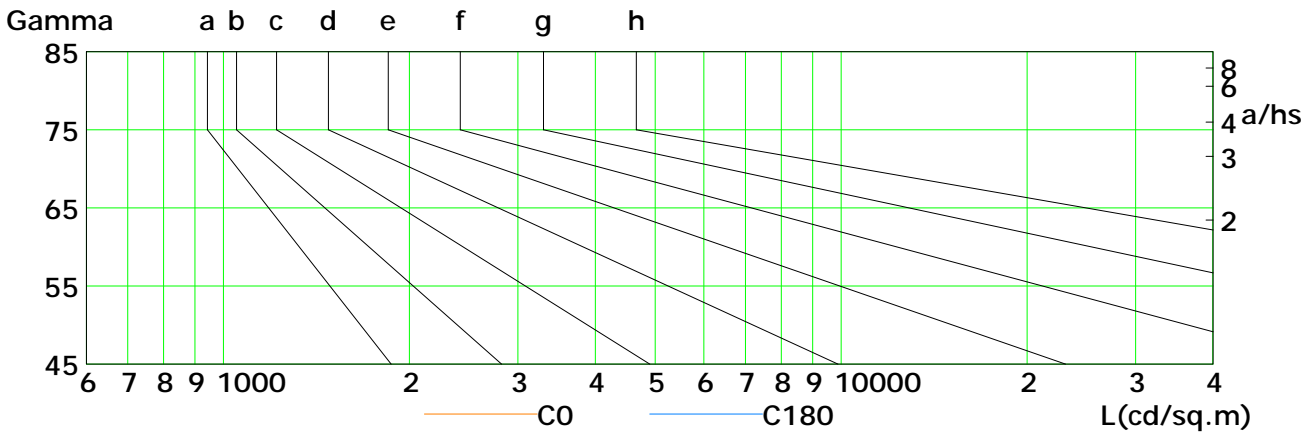
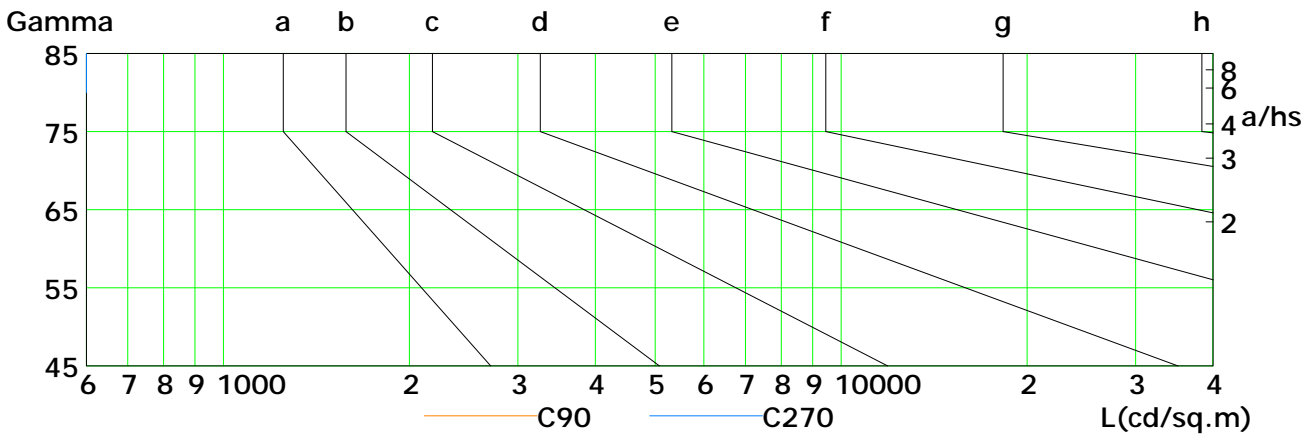
C Plane (°):0.0-360.0: 45.0
 Test Lab:
 Test Type: TYPE C
 Temperature:
 Operator:

Gamma Plane (°):0.0-180.0:1.0
 Test Device: GPM-1600
 Distance: 8.177 m
 Humidity:
 Inspector:

Lum Limit Curve

Dazzle	Quality	Illuminance (lx)							
		2000	1000	500	<=300				
1.15	A	2000	1000	500	<=300				
1.50	B		2000	1000	500	<=300			
1.85	C			2000	1000	500	<=300		
2.20	D				2000	1000	500	<=300	
2.55	E					2000	1000	500	<=300

a b c d e f g h

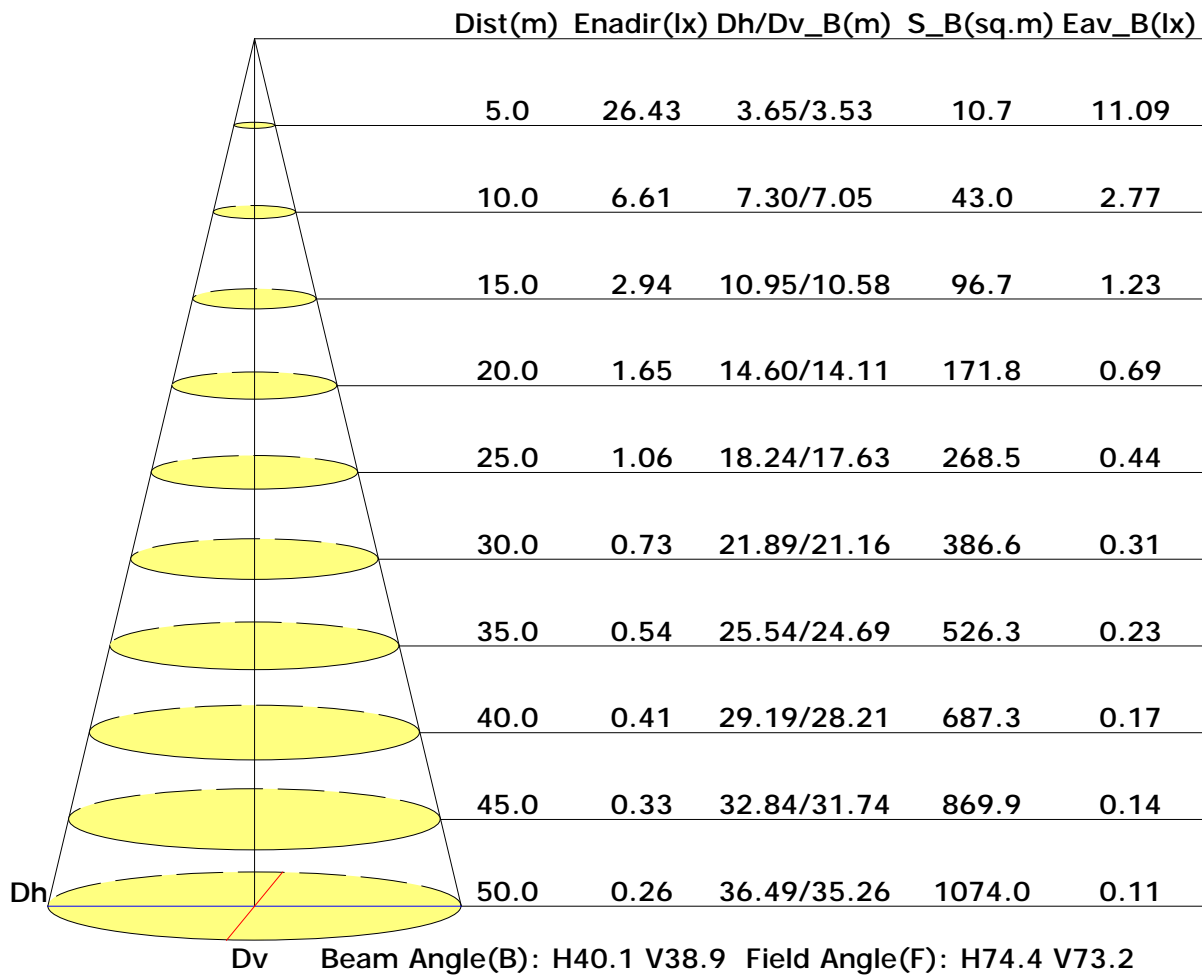


L(cd/sq.m)	G45	G50	G55	G60	G65	G70	G75	G80	G85
C0	54	34	20	16	11	7	4	3	2
C90	32	22	13	9	3	5	0	0	0
C180	20	14	10	7	5	3	2	0	0
C270	24	16	12	7	6	2	2	0	0

C Plane (°):0.0-360.0: 45.0
 Test Lab:
 Test Type: TYPE C
 Temperature:
 Operator:

Gamma Plane (°):0.0-180.0:1.0
 Test Device: GPM-1600
 Distance: 8.177 m
 Humidity:
 Inspector:

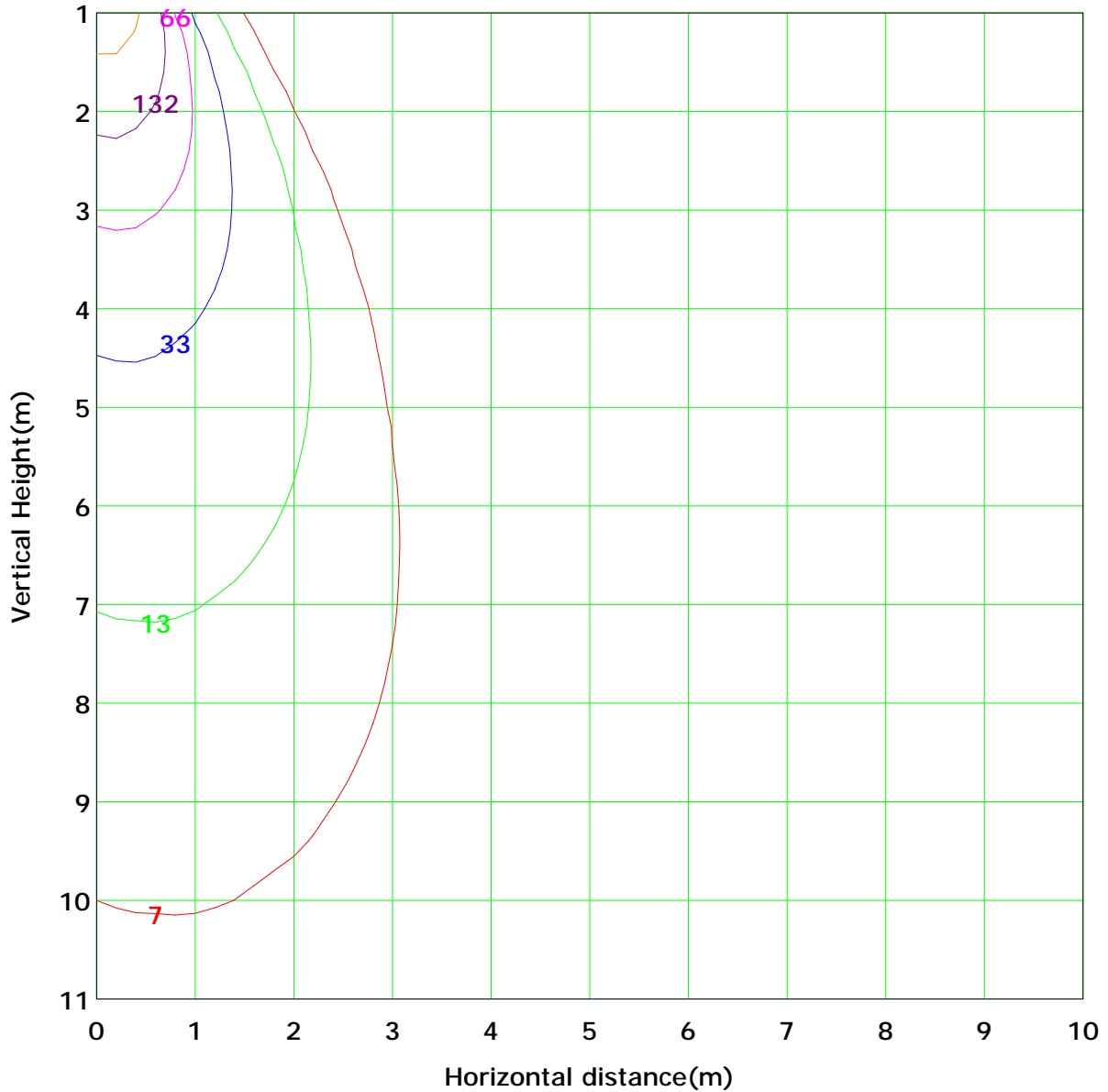
Illuminance at a Distance



C Plane (°):0.0-360.0: 45.0
 Test Lab:
 Test Type: TYPE C
 Temperature:
 Operator:

Gamma Plane (°):0.0-180.0:1.0
 Test Device: GPM-1600
 Distance: 8.177 m
 Humidity:
 Inspector:

Vertical IsoLux Plot



Lowest(m): 1.0m	Highest(m): 11.0m	Max Lux: 660.7 lx
(1%): 6.6 lx	(2%): 13.2 lx	
(5%): 33.0 lx	(10%): 66.1 lx	
(20%): 132.1 lx	(50%): 330.4 lx	
(100%): 660.7 lx		

C Plane (°):0.0-360.0: 45.0
 Test Lab:
 Test Type: TYPE C
 Temperature:
 Operator:

Gamma Plane (°):0.0-180.0:1.0
 Test Device: GPM-1600
 Distance: 8.177 m
 Humidity:
 Inspector:

Area Flux Table

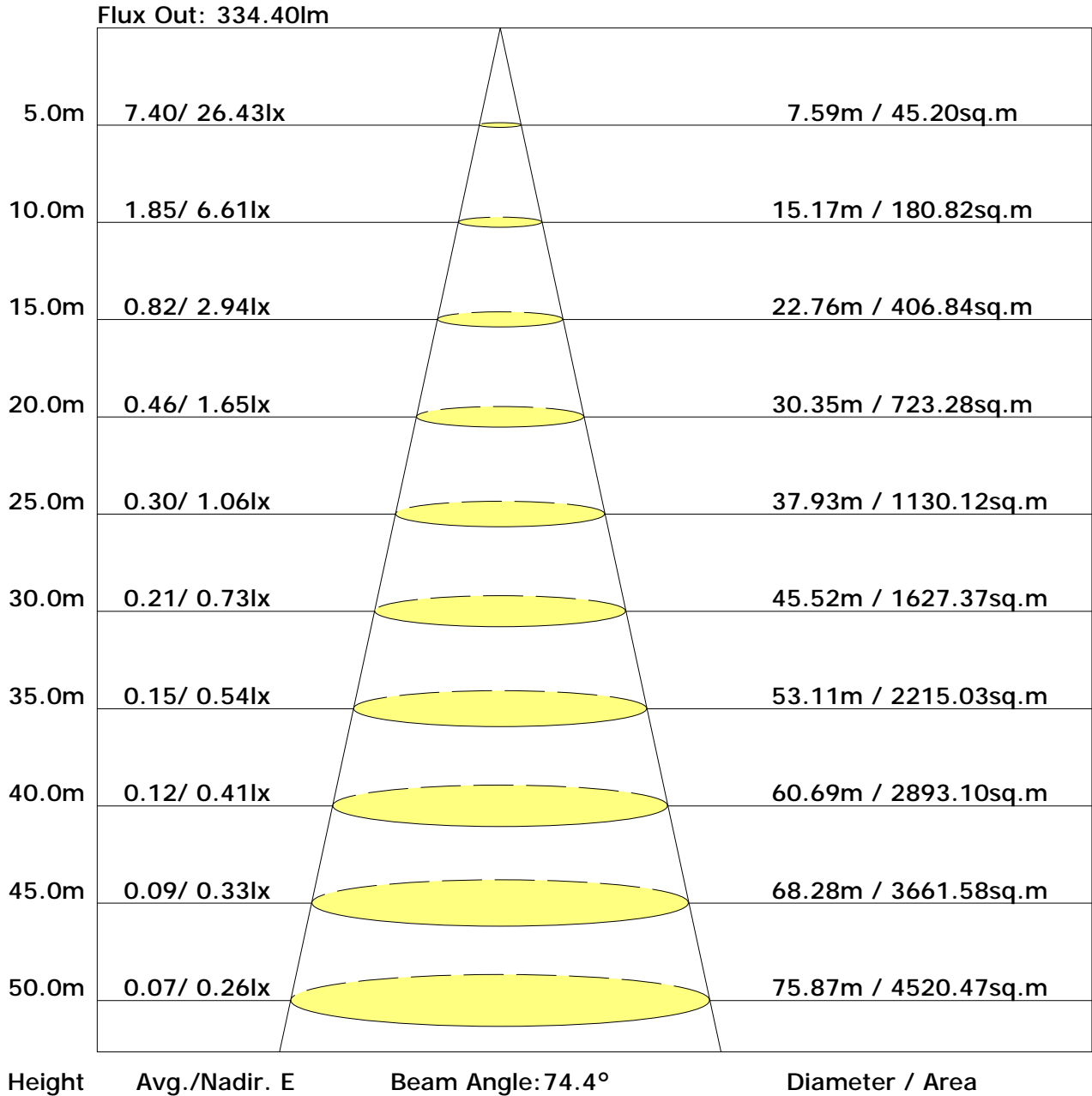
Unit: lx

	-90.0	-80.0	-70.0	-60.0	-50.0	-40.0	-30.0	-20.0	-10.0	0.0	10.0	20.0	30.0	40.0	50.0	60.0	70.0	80.0	90.0	ΦE	
Vertical plane	0.0	0.0	0.0	0.0	0.0	0.0	0.0	0.0	0.0	0.0	0.0	0.0	0.0	0.0	0.0	0.0	0.0	0.0	0.0	0.0	0.0
-90.0	0.0	0.0	0.0	0.0	0.0	0.0	0.0	0.0	0.0	0.0	0.0	0.0	0.0	0.0	0.0	0.0	0.0	0.0	0.0	0.0	0.0
-80.0	0.0	0.0	0.0	0.0	0.0	0.0	0.0	0.0	0.0	0.0	0.0	0.0	0.0	0.0	0.0	0.0	0.0	0.0	0.0	0.0	0.0
-70.0	0.0	0.0	0.0	0.0	0.0	0.0	0.0	0.0	0.0	0.0	0.0	0.0	0.0	0.0	0.0	0.0	0.0	0.0	0.0	0.0	0.0
-60.0	0.0	0.0	0.0	0.0	0.0	0.0	0.0	0.0	0.0	0.0	0.0	0.0	0.0	0.0	0.0	0.0	0.0	0.0	0.0	0.0	0.0
-50.0	0.0	0.0	0.0	0.0	0.0	0.0	0.0	0.0	0.0	0.0	0.0	0.0	0.0	0.0	0.0	0.0	0.0	0.0	0.0	0.0	0.0
-40.0	0.0	0.0	0.0	0.0	0.0	0.0	0.0	0.0	0.0	0.0	0.0	0.0	0.0	0.0	0.0	0.0	0.0	0.0	0.0	0.0	0.0
-30.0	0.0	0.0	0.0	0.0	0.0	0.0	0.0	0.0	0.0	0.0	0.0	0.0	0.0	0.0	0.0	0.0	0.0	0.0	0.0	0.0	0.0
-20.0	0.0	0.0	0.0	0.0	0.0	0.0	0.0	0.0	0.0	0.0	0.0	0.0	0.0	0.0	0.0	0.0	0.0	0.0	0.0	0.0	0.0
-10.0	0.0	0.0	0.0	0.0	0.0	0.0	0.0	0.0	0.0	0.0	0.0	0.0	0.0	0.0	0.0	0.0	0.0	0.0	0.0	0.0	0.0
0.0	0.0	0.0	0.0	0.0	0.0	0.0	0.0	0.0	0.0	0.0	0.0	0.0	0.0	0.0	0.0	0.0	0.0	0.0	0.0	0.0	0.0
10.0	0.0	0.1	0.1	0.2	0.4	0.9	2.3	6.0	12.6	18.7	20.6	16.0	8.2	3.2	1.2	0.4	0.2	0.0	0.0	0.0	0.0
20.0	0.0	0.1	0.2	0.2	0.4	0.9	2.3	6.0	12.6	18.7	20.6	16.0	8.2	3.2	1.2	0.4	0.2	0.1	0.0	0.0	0.0
30.0	0.0	0.1	0.2	0.2	0.4	0.7	1.6	3.5	6.3	8.9	9.4	7.4	4.4	2.0	0.9	0.4	0.2	0.1	0.0	0.0	0.0
40.0	0.0	0.1	0.2	0.3	0.5	0.9	1.7	2.7	3.6	3.7	3.0	1.9	1.1	0.5	0.3	0.1	0.1	0.0	0.0	0.0	0.0
50.0	0.0	0.0	0.1	0.2	0.3	0.5	0.7	1.0	1.2	1.2	1.0	0.8	0.5	0.3	0.2	0.1	0.1	0.0	0.0	0.0	0.0
60.0	0.0	0.0	0.1	0.1	0.2	0.2	0.3	0.4	0.4	0.4	0.4	0.3	0.2	0.1	0.1	0.1	0.0	0.0	0.0	0.0	0.0
70.0	0.0	0.0	0.0	0.0	0.1	0.1	0.1	0.1	0.1	0.1	0.1	0.1	0.1	0.1	0.0	0.0	0.0	0.0	0.0	0.0	0.0
80.0	0.0	0.0	0.0	0.0	0.0	0.0	0.0	0.0	0.0	0.0	0.0	0.0	0.0	0.0	0.0	0.0	0.0	0.0	0.0	0.0	0.0
90.0	0.0	0.0	0.0	0.0	0.0	0.0	0.0	0.0	0.0	0.0	0.0	0.0	0.0	0.0	0.0	0.0	0.0	0.0	0.0	0.0	0.0
ΦT	0.1	0.6	1.4	2.9	5.7	12.5	28.0	53.9	78.5	84.1	65.1	35.9	15.9	6.7	2.9	1.3	0.5	0.1		396	
ΦE	0.0	0.0	0.0	0.0	0.0	4.4	23.4	50.3	75.3	80.9	61.6	31.7	9.1	0.0	0.0	0.0	0.0	0.0	0.0		337
Horizontal plane	-90.0	-80.0	-70.0	-60.0	-50.0	-40.0	-30.0	-20.0	-10.0	0.00	00.0	20.0	30.0	40.0	50.0	60.0	70.0	80.0	90.0	ΦT	ΦE

C Plane (°):0.0-360.0: 45.0
 Test Lab:
 Test Type: TYPE C
 Temperature:
 Operator:

Gamma Plane (°):0.0-180.0:1.0
 Test Device: GPM-1600
 Distance: 8.177 m
 Humidity:
 Inspector:

The Average Illuminance Effective Figure



C Plane (°):0.0-360.0: 45.0
 Test Lab:
 Test Type: TYPE C
 Temperature:
 Operator:

Gamma Plane (°):0.0-180.0:1.0
 Test Device: GPM-1600
 Distance: 8.177 m
 Humidity:
 Inspector:

UGR Table

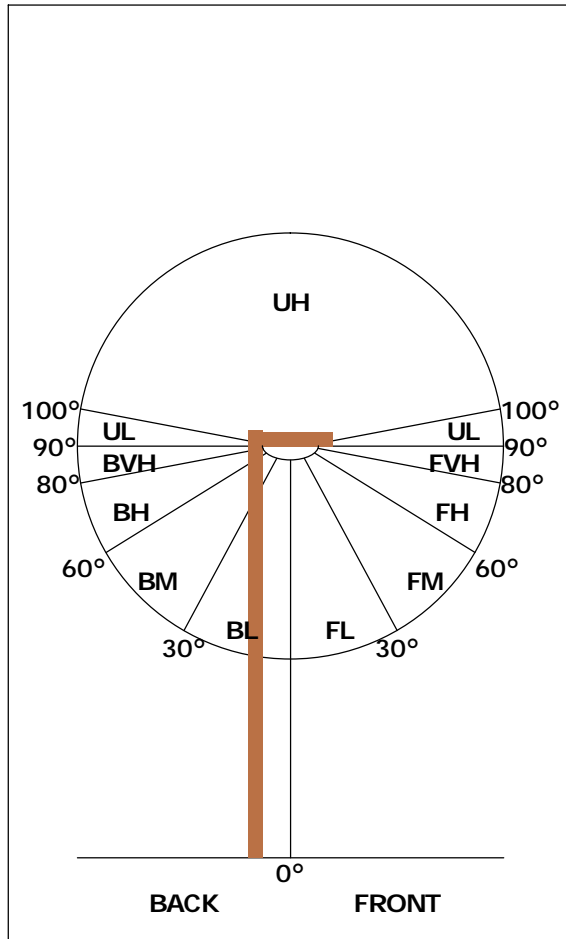
Reflectance:										
Ceiling (cavity)	0.7	0.7	0.5	0.5	0.3	0.7	0.7	0.5	0.5	0.3
Wall	0.5	0.3	0.5	0.3	0.3	0.5	0.3	0.5	0.3	0.3
Reference plane	0.2	0.2	0.2	0.2	0.2	0.2	0.2	0.2	0.2	0.2
Room dimensions	Viewed crosswise					Viewed endwise				
X=2H Y=2H	1.\$	1.\$	1.\$	1.\$	1.\$	1.\$	1.\$	1.\$	1.\$	1.\$
3H	1.\$	1.\$	1.\$	1.\$	1.\$	1.\$	1.\$	1.\$	1.\$	1.\$
4H	1.\$	1.\$	1.\$	1.\$	1.\$	1.\$	1.\$	1.\$	1.\$	1.\$
6H	1.\$	1.\$	1.\$	1.\$	1.\$	1.\$	1.\$	1.\$	1.\$	1.\$
8H	1.\$	1.\$	1.\$	1.\$	1.\$	1.\$	1.\$	1.\$	1.\$	1.\$
12H	1.\$	1.\$	1.\$	1.\$	1.\$	-1.\$	-1.\$	-1.\$	-1.\$	-1.\$
X=4H Y=2H	1.\$	1.\$	1.\$	1.\$	1.\$	1.\$	1.\$	1.\$	1.\$	1.\$
3H	1.\$	1.\$	1.\$	1.\$	1.\$	1.\$	1.\$	1.\$	1.\$	1.\$
4H	1.\$	1.\$	1.\$	1.\$	1.\$	1.\$	1.\$	1.\$	1.\$	1.\$
6H	1.\$	1.\$	1.\$	1.\$	1.\$	1.\$	1.\$	1.\$	1.\$	1.\$
8H	1.\$	1.\$	1.\$	1.\$	1.\$	1.\$	1.\$	1.\$	1.\$	1.\$
12H	1.\$	1.\$	1.\$	1.\$	1.\$	-1.\$	-1.\$	-1.\$	-1.\$	-1.\$
X=8H Y=4H	1.\$	1.\$	1.\$	1.\$	1.\$	1.\$	1.\$	1.\$	1.\$	1.\$
6H	1.\$	1.\$	1.\$	1.\$	1.\$	1.\$	1.\$	1.\$	1.\$	1.\$
8H	1.\$	1.\$	1.\$	1.\$	1.\$	1.\$	1.\$	1.\$	1.\$	1.\$
12H	1.\$	1.\$	1.\$	1.\$	1.\$	-1.\$	-1.\$	-1.\$	-1.\$	-1.\$
X=12H Y=4H	1.\$	1.\$	1.\$	1.\$	1.\$	1.\$	1.\$	1.\$	1.\$	1.\$
6H	1.\$	1.\$	1.\$	1.\$	1.\$	1.\$	1.\$	1.\$	1.\$	1.\$
8H	1.\$	1.\$	1.\$	1.\$	1.\$	1.\$	1.\$	1.\$	1.\$	1.\$

Calculate in accordance with CIE 190:2010

C Plane (°):0.0-360.0: 45.0
 Test Lab:
 Test Type: TYPE C
 Temperature:
 Operator:

Gamma Plane (°):0.0-180.0:1.0
 Test Device: GPM-1600
 Distance: 8.177 m
 Humidity:
 Inspector:

FLUX DISTRIBUTION TABLE BASED ON THE IESNA LUMINAIRE CLASSIFICATION SYSTEM



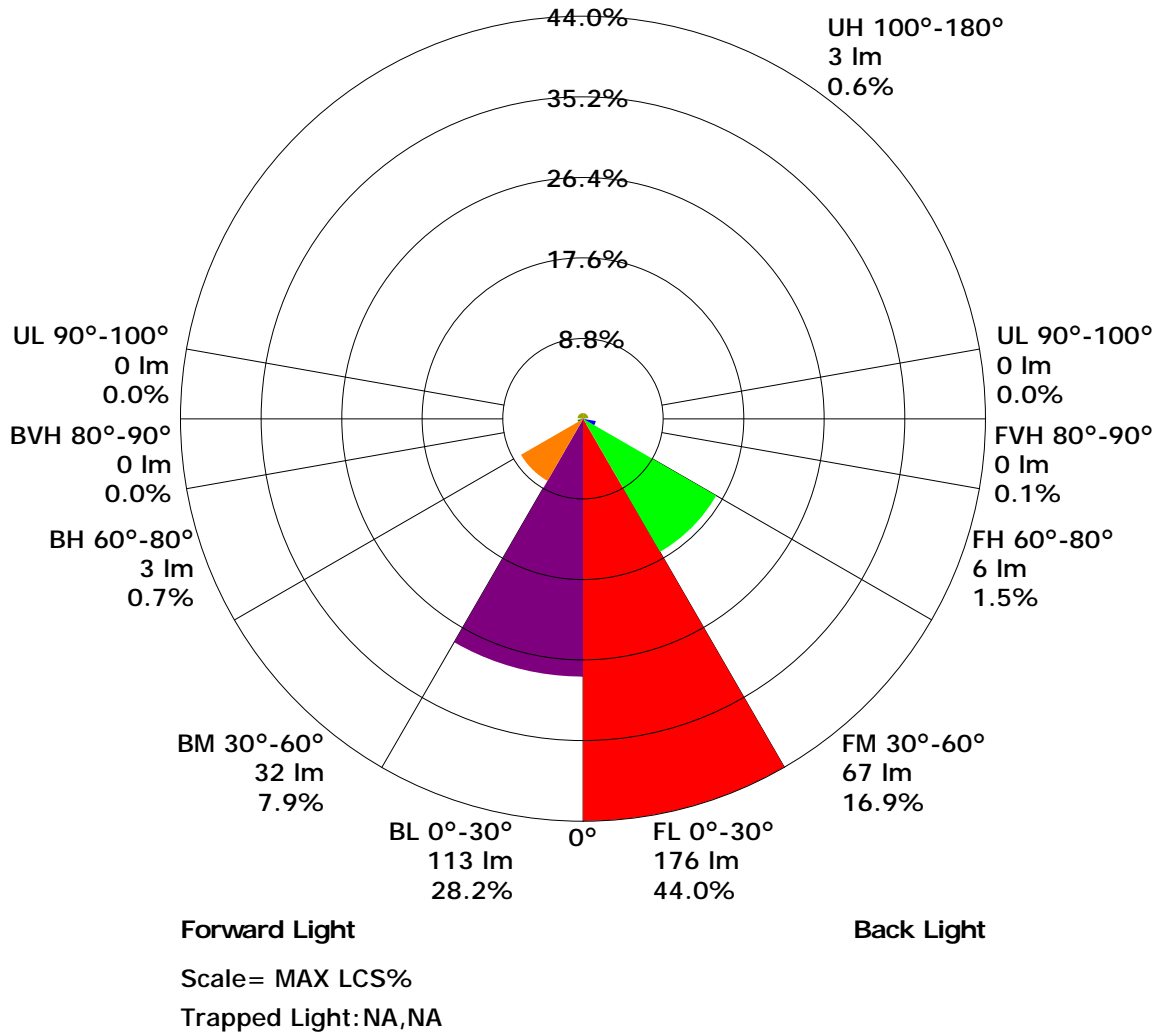
ZONE	LUMENS	% LAMP LUMENS
FORWARD LIGHT	249	62.5
FL (0°-30°)	176	44.0
FM (30°-60°)	67	16.9
FH (60°-80°)	6	1.5
FVH (80°-90°)	0	0.1
BACK LIGHT	147	36.8
BL (0°-30°)	113	28.2
BM (30°-60°)	32	7.9
BH (60°-80°)	3	0.7
BVH (80°-90°)	0	0.0
UP LIGHT	3	0.7
UL (90°-100°)	0	0.0
UH (100°-180°)	3	0.6
TRAPPED LIGHT	NA	NA

BUG(Backlight,Uplight,Glare) Rating Base On TM-15-07	
Asymmetrical Luminaire Types (Type I,II,III,IV)	B1 U1 G0
Quadrilateral Symmetrical Luminaire Types (Type V,Area Light)	B1 U1 G0

C Plane (°):0.0-360.0: 45.0
 Test Lab:
 Test Type: TYPE C
 Temperature:
 Operator:

Gamma Plane (°):0.0-180.0:1.0
 Test Device: GPM-1600
 Distance: 8.177 m
 Humidity:
 Inspector:

LCS Graph



C Plane (°):0.0-360.0: 45.0
 Test Lab:
 Test Type: TYPE C
 Temperature:
 Operator:

Gamma Plane (°):0.0-180.0:1.0
 Test Device: GPM-1600
 Distance: 8.177 m
 Humidity:
 Inspector:

Utilisation Factor Table(Floor cavity)

Utilisation Factors UF(F)			SHR NOM = 0.75								
Room Reflectance			Room Index(RI)								
Ceiling	Wall	Floor	0.75	1.00	1.25	1.50	2.00	2.50	3.00	4.00	5.00
0.70	0.50	0.20	0.83	0.90	0.94	0.98	1.02	1.05	1.07	1.09	1.11
	0.30		0.79	0.85	0.90	0.94	0.98	1.01	1.04	1.07	1.09
	0.20		0.75	0.82	0.87	0.90	0.95	0.99	1.01	1.05	1.07
0.50	0.50	0.20	0.82	0.88	0.92	0.95	0.99	1.01	1.03	1.05	1.06
	0.30		0.78	0.84	0.89	0.92	0.96	0.99	1.01	1.03	1.05
	0.20		0.75	0.81	0.86	0.89	0.93	0.96	0.99	1.02	1.03
0.30	0.50	0.20	0.81	0.87	0.90	0.93	0.96	0.98	1.00	1.01	1.03
	0.30		0.77	0.83	0.87	0.90	0.94	0.96	0.98	1.00	1.01
	0.20		0.74	0.80	0.85	0.88	0.92	0.94	0.96	0.99	1.00
0.00	0.00	0.00	0.72	0.78	0.82	0.85	0.88	0.91	0.92	0.94	0.95
<p>Rating:5W Photometrically tested without ceiling board. Multiply UF values by service correction factors Calculate in accordance with CIBSE Technical Memorandum NO.5 1980</p>											

C Plane (°):0.0-360.0: 45.0
 Test Lab:
 Test Type: TYPE C
 Temperature:
 Operator:

Gamma Plane (°):0.0-180.0:1.0
 Test Device: GPM-1600
 Distance: 8.177 m
 Humidity:
 Inspector:

Utilisation Factor Table(Wall)

Utilisation Factors UF(W)			SHR NOM = 0.75									
Room Reflectance			Room Index(RI)									
Ceiling	Wall	Floor	0.75	1.00	1.25	1.50	2.00	2.50	3.00	4.00	5.00	
0.70	0.50	0.20	0.61	0.49	0.41	0.35	0.28	0.23	0.20	0.15	0.12	
	0.30		0.51	0.42	0.36	0.31	0.25	0.21	0.18	0.14	0.12	
	0.20		0.43	0.37	0.32	0.28	0.23	0.19	0.17	0.13	0.11	
0.50	0.50	0.20	0.58	0.46	0.39	0.33	0.26	0.25	0.18	0.14	0.11	
	0.30		0.49	0.40	0.34	0.30	0.24	0.20	0.17	0.13	0.11	
	0.20		0.42	0.35	0.31	0.27	0.22	0.18	0.16	0.12	0.10	
0.30	0.50	0.20	0.55	0.44	0.36	0.31	0.24	0.20	0.17	0.13	0.10	
	0.30		0.47	0.38	0.32	0.28	0.22	0.18	0.16	0.12	0.10	
	0.20		0.41	0.34	0.29	0.26	0.21	0.17	0.15	0.12	0.10	
0.00	0.00	0.00	0.28	0.22	0.18	0.15	0.12	0.10	0.08	0.06	0.05	
<p>Rating:5W Photometrically tested without ceiling board. Multiply UF values by service correction factors Calculate in accordance with CIBSE Technical Memorandum NO.5 1980</p>												

Utilisation Factor Table(Ceiling cavity)

Utilisation Factors UF(C)			SHR NOM = 0.75									
Room Reflectance			Room Index(RI)									
Ceiling	Wall	Floor	0.75	1.00	1.25	1.50	2.00	2.50	3.00	4.00	5.00	
0.70	0.50	0.20	0.14	0.15	0.16	0.17	0.19	0.20	0.20	0.21	0.22	
	0.30		0.10	0.11	0.13	0.14	0.16	0.17	0.18	0.19	0.20	
	0.20		0.07	0.09	0.10	0.12	0.14	0.15	0.16	0.18	0.19	
0.50	0.50	0.20	0.13	0.15	0.16	0.17	0.18	0.19	0.19	0.20	0.21	
	0.30		0.09	0.11	0.13	0.14	0.15	0.17	0.17	0.19	0.19	
	0.20		0.07	0.08	0.10	0.11	0.13	0.15	0.16	0.17	0.18	
0.30	0.50	0.20	0.13	0.14	0.15	0.16	0.17	0.18	0.19	0.19	0.20	
	0.30		0.09	0.11	0.12	0.13	0.15	0.16	0.17	0.18	0.19	
	0.20		0.07	0.08	0.10	0.11	0.13	0.14	0.15	0.17	0.18	
0.00	0.00	0.00	0.01	0.01	0.01	0.01	0.01	0.01	0.01	0.01	0.01	
<p>Rating:5W Photometrically tested without ceiling board. Multiply UF values by service correction factors Calculate in accordance with CIBSE Technical Memorandum NO.5 1980</p>												

C Plane (°):0.0-360.0: 45.0
 Test Lab:
 Test Type: TYPE C
 Temperature:
 Operator:

Gamma Plane (°):0.0-180.0:1.0
 Test Device: GPM-1600
 Distance: 8.177 m
 Humidity:
 Inspector:

Zonal Lumen

Gamma [°]	I _{mean} [cd]	Zonal Flux [lm]	Sum Zonal Flux [lm]	Rel Zonal Flux [%]	Sum Rel Zonal Flux [%]
0.0-1.0	661.2	0.6	0.6	0.16	0.16
1.0-2.0	658.9	1.9	2.5	0.47	0.63
2.0-3.0	654.4	3.1	5.7	0.78	1.42
3.0-4.0	647.8	4.3	10.0	1.09	2.51
4.0-5.0	640.0	5.5	15.5	1.38	3.89
5.0-6.0	629.5	6.6	22.1	1.66	5.54
6.0-7.0	617.1	7.7	29.8	1.92	7.47
7.0-8.0	603.1	8.6	38.4	2.16	9.63
8.0-9.0	586.5	9.5	47.9	2.38	12.01
9.0-10.0	568.1	10.3	58.2	2.58	14.59
10.0-11.0	549.4	11.0	69.2	2.75	17.34
11.0-12.0	529.8	11.6	80.8	2.90	20.25
12.0-13.0	508.4	12.1	92.8	3.03	23.27
13.0-14.0	486.3	12.4	105.3	3.12	26.40
14.0-15.0	463.6	12.7	118.0	3.19	29.59
15.0-16.0	440.2	12.9	130.9	3.23	32.82
16.0-17.0	416.6	13.0	143.9	3.25	36.07
17.0-18.0	393.3	13.0	156.8	3.25	39.33
18.0-19.0	370.2	12.9	169.7	3.23	42.56
19.0-20.0	347.3	12.7	182.4	3.19	45.74
20.0-21.0	325.3	12.5	194.9	3.13	48.88
21.0-22.0	302.7	12.2	207.1	3.05	51.93
22.0-23.0	280.4	11.8	218.9	2.95	54.88
23.0-24.0	259.6	11.3	230.2	2.85	57.72
24.0-25.0	239.9	10.9	241.1	2.74	60.46
25.0-26.0	221.3	10.4	251.6	2.62	63.08
26.0-27.0	203.2	9.9	261.5	2.49	65.57
27.0-28.0	186.1	9.4	270.9	2.36	67.93
28.0-29.0	169.9	8.9	279.8	2.23	70.16
29.0-30.0	155.2	8.4	288.2	2.10	72.26
30.0-31.0	141.6	7.9	296.1	1.98	74.24
31.0-32.0	128.3	7.4	303.4	1.84	76.08
32.0-33.0	116.7	6.9	310.3	1.72	77.81
33.0-34.0	106.4	6.4	316.8	1.61	79.42
34.0-35.0	96.3	6.0	322.7	1.50	80.92
35.0-36.0	87.0	5.5	328.3	1.39	82.31

C Plane (°):0.0-360.0: 45.0
 Test Lab:
 Test Type: TYPE C
 Temperature:
 Operator:

Gamma Plane (°):0.0-180.0:1.0
 Test Device: GPM-1600
 Distance: 8.177 m
 Humidity:
 Inspector:

Zonal Lumen (Continue 1)

Gamma [°]	I _{mean} [cd]	Zonal Flux [lm]	Sum Zonal Flux [lm]	Rel Zonal Flux [%]	Sum Rel Zonal Flux [%]
36.0-37.0	79.1	5.2	333.4	1.29	83.60
37.0-38.0	72.5	4.8	338.3	1.21	84.82
38.0-39.0	65.1	4.4	342.7	1.11	85.93
39.0-40.0	58.4	4.1	346.8	1.02	86.95
40.0-41.0	53.8	3.8	350.6	0.96	87.92
41.0-42.0	48.3	3.5	354.2	0.88	88.80
42.0-43.0	42.8	3.2	357.3	0.80	89.59
43.0-44.0	39.3	3.0	360.3	0.74	90.34
44.0-45.0	35.9	2.8	363.0	0.69	91.03
45.0-46.0	33.0	2.6	365.6	0.65	91.67
46.0-47.0	30.3	2.4	368.0	0.60	92.28
47.0-48.0	27.8	2.2	370.3	0.56	92.84
48.0-49.0	24.9	2.0	372.3	0.51	93.35
49.0-50.0	22.3	1.9	374.2	0.47	93.82
50.0-51.0	21.3	1.8	376.0	0.45	94.27
51.0-52.0	19.2	1.7	377.6	0.41	94.69
52.0-53.0	17.3	1.5	379.1	0.38	95.06
53.0-54.0	16.1	1.4	380.6	0.35	95.42
54.0-55.0	14.4	1.3	381.8	0.32	95.74
55.0-56.0	13.2	1.2	383.0	0.30	96.04
56.0-57.0	12.0	1.1	384.1	0.28	96.31
57.0-58.0	10.6	1.0	385.1	0.25	96.56
58.0-59.0	10.3	1.0	386.1	0.24	96.80
59.0-60.0	9.9	0.9	387.0	0.24	97.04
60.0-61.0	8.9	0.9	387.9	0.21	97.25
61.0-62.0	7.6	0.7	388.6	0.18	97.44
62.0-63.0	7.3	0.7	389.3	0.18	97.61
63.0-64.0	7.5	0.7	390.1	0.18	97.80
64.0-65.0	6.8	0.7	390.7	0.17	97.97
65.0-66.0	6.0	0.6	391.3	0.15	98.12
66.0-67.0	5.0	0.5	391.8	0.13	98.24
67.0-68.0	4.4	0.4	392.3	0.11	98.36
68.0-69.0	4.1	0.4	392.7	0.11	98.46
69.0-70.0	3.6	0.4	393.1	0.09	98.55
70.0-71.0	3.8	0.4	393.5	0.10	98.65
71.0-72.0	3.4	0.3	393.8	0.09	98.74

C Plane (°):0.0-360.0: 45.0
 Test Lab:
 Test Type: TYPE C
 Temperature:
 Operator:

Gamma Plane (°):0.0-180.0:1.0
 Test Device: GPM-1600
 Distance: 8.177 m
 Humidity:
 Inspector:

Zonal Lumen (Continue 2)

Gamma [°]	I _{mean} [cd]	Zonal Flux [lm]	Sum Zonal Flux [lm]	Rel Zonal Flux [%]	Sum Rel Zonal Flux [%]
72.0-73.0	2.6	0.3	394.1	0.07	98.81
73.0-74.0	2.6	0.3	394.4	0.07	98.88
74.0-75.0	2.5	0.3	394.6	0.07	98.94
75.0-76.0	2.4	0.3	394.9	0.06	99.01
76.0-77.0	2.2	0.2	395.1	0.06	99.07
77.0-78.0	2.0	0.2	395.3	0.05	99.12
78.0-79.0	1.5	0.2	395.5	0.04	99.16
79.0-80.0	1.0	0.1	395.6	0.03	99.19
80.0-81.0	0.7	0.1	395.7	0.02	99.21
81.0-82.0	0.8	0.1	395.8	0.02	99.23
82.0-83.0	0.8	0.1	395.9	0.02	99.25
83.0-84.0	0.6	0.1	395.9	0.02	99.27
84.0-85.0	0.5	0.1	396.0	0.01	99.28
85.0-86.0	0.4	0.0	396.0	0.01	99.29
86.0-87.0	0.3	0.0	396.0	0.01	99.30
87.0-88.0	0.2	0.0	396.1	0.01	99.31
88.0-89.0	0.2	0.0	396.1	0.01	99.31
89.0-90.0	0.2	0.0	396.1	0.01	99.32
90.0-91.0	0.2	0.0	396.2	0.01	99.33
91.0-92.0	0.2	0.0	396.2	0.00	99.33
92.0-93.0	0.1	0.0	396.2	0.00	99.34
93.0-94.0	0.1	0.0	396.2	0.00	99.34
94.0-95.0	0.1	0.0	396.2	0.00	99.34
95.0-96.0	0.3	0.0	396.2	0.01	99.35
96.0-97.0	0.2	0.0	396.3	0.00	99.35
97.0-98.0	0.1	0.0	396.3	0.00	99.36
98.0-99.0	0.1	0.0	396.3	0.00	99.36
99.0-100.0	0.1	0.0	396.3	0.00	99.36
100.0-101.0	0.1	0.0	396.3	0.00	99.36
101.0-102.0	0.1	0.0	396.3	0.00	99.37
102.0-103.0	0.2	0.0	396.3	0.00	99.37
103.0-104.0	0.2	0.0	396.4	0.01	99.38
104.0-105.0	0.2	0.0	396.4	0.00	99.38
105.0-106.0	0.1	0.0	396.4	0.00	99.39
106.0-107.0	0.1	0.0	396.4	0.00	99.39
107.0-108.0	0.1	0.0	396.4	0.00	99.39

C Plane (°):0.0-360.0: 45.0
 Test Lab:
 Test Type: TYPE C
 Temperature:
 Operator:

Gamma Plane (°):0.0-180.0:1.0
 Test Device: GPM-1600
 Distance: 8.177 m
 Humidity:
 Inspector:

Zonal Lumen (Continue 3)

Gamma [°]	I _{mean} [cd]	Zonal Flux [lm]	Sum Zonal Flux [lm]	Rel Zonal Flux [%]	Sum Rel Zonal Flux [%]
108.0-109.0	0.1	0.0	396.4	0.00	99.39
109.0-110.0	0.1	0.0	396.4	0.00	99.40
110.0-111.0	0.1	0.0	396.4	0.00	99.40
111.0-112.0	0.2	0.0	396.5	0.01	99.41
112.0-113.0	0.2	0.0	396.5	0.01	99.41
113.0-114.0	0.1	0.0	396.5	0.00	99.42
114.0-115.0	0.2	0.0	396.5	0.00	99.42
115.0-116.0	0.3	0.0	396.6	0.01	99.43
116.0-117.0	0.2	0.0	396.6	0.01	99.43
117.0-118.0	0.2	0.0	396.6	0.01	99.44
118.0-119.0	0.1	0.0	396.6	0.00	99.44
119.0-120.0	0.0	0.0	396.6	0.00	99.44
120.0-121.0	0.1	0.0	396.6	0.00	99.45
121.0-122.0	0.2	0.0	396.6	0.00	99.45
122.0-123.0	0.2	0.0	396.7	0.00	99.45
123.0-124.0	0.2	0.0	396.7	0.00	99.46
124.0-125.0	0.2	0.0	396.7	0.00	99.46
125.0-126.0	0.2	0.0	396.7	0.00	99.47
126.0-127.0	0.3	0.0	396.7	0.01	99.47
127.0-128.0	0.3	0.0	396.8	0.01	99.48
128.0-129.0	0.2	0.0	396.8	0.01	99.48
129.0-130.0	0.3	0.0	396.8	0.01	99.49
130.0-131.0	0.5	0.0	396.8	0.01	99.50
131.0-132.0	0.4	0.0	396.9	0.01	99.51
132.0-133.0	0.3	0.0	396.9	0.01	99.51
133.0-134.0	0.3	0.0	396.9	0.01	99.52
134.0-135.0	0.4	0.0	397.0	0.01	99.53
135.0-136.0	0.6	0.0	397.0	0.01	99.54
136.0-137.0	0.5	0.0	397.0	0.01	99.55
137.0-138.0	0.5	0.0	397.1	0.01	99.56
138.0-139.0	0.4	0.0	397.1	0.01	99.56
139.0-140.0	0.6	0.0	397.1	0.01	99.58
140.0-141.0	0.8	0.1	397.2	0.01	99.59
141.0-142.0	0.6	0.0	397.2	0.01	99.60
142.0-143.0	0.5	0.0	397.3	0.01	99.61
143.0-144.0	0.4	0.0	397.3	0.01	99.61

C Plane (°):0.0-360.0: 45.0
 Test Lab:
 Test Type: TYPE C
 Temperature:
 Operator:

Gamma Plane (°):0.0-180.0:1.0
 Test Device: GPM-1600
 Distance: 8.177 m
 Humidity:
 Inspector:

Zonal Lumen (Continue 4)

Gamma [°]	I _{mean} [cd]	Zonal Flux [lm]	Sum Zonal Flux [lm]	Rel Zonal Flux [%]	Sum Rel Zonal Flux [%]
144.0-145.0	0.4	0.0	397.3	0.01	99.62
145.0-146.0	0.6	0.0	397.4	0.01	99.63
146.0-147.0	0.6	0.0	397.4	0.01	99.64
147.0-148.0	0.7	0.0	397.4	0.01	99.65
148.0-149.0	0.9	0.1	397.5	0.01	99.66
149.0-150.0	1.1	0.1	397.6	0.02	99.68
150.0-151.0	1.1	0.1	397.6	0.01	99.69
151.0-152.0	1.0	0.1	397.7	0.01	99.71
152.0-153.0	1.2	0.1	397.7	0.02	99.72
153.0-154.0	1.2	0.1	397.8	0.01	99.74
154.0-155.0	1.1	0.1	397.8	0.01	99.75
155.0-156.0	0.9	0.0	397.9	0.01	99.76
156.0-157.0	1.0	0.0	397.9	0.01	99.77
157.0-158.0	1.3	0.1	398.0	0.01	99.78
158.0-159.0	1.5	0.1	398.0	0.01	99.80
159.0-160.0	1.6	0.1	398.1	0.02	99.81
160.0-161.0	1.5	0.1	398.1	0.01	99.83
161.0-162.0	1.3	0.0	398.2	0.01	99.84
162.0-163.0	1.5	0.0	398.2	0.01	99.85
163.0-164.0	2.3	0.1	398.3	0.02	99.87
164.0-165.0	2.3	0.1	398.4	0.02	99.89
165.0-166.0	1.6	0.0	398.4	0.01	99.90
166.0-167.0	1.8	0.0	398.5	0.01	99.91
167.0-168.0	2.3	0.1	398.5	0.01	99.92
168.0-169.0	2.1	0.0	398.6	0.01	99.93
169.0-170.0	2.3	0.0	398.6	0.01	99.94
170.0-171.0	2.2	0.0	398.7	0.01	99.95
171.0-172.0	2.3	0.0	398.7	0.01	99.96
172.0-173.0	2.6	0.0	398.7	0.01	99.97
173.0-174.0	2.2	0.0	398.8	0.01	99.98
174.0-175.0	2.0	0.0	398.8	0.01	99.99
175.0-176.0	2.3	0.0	398.8	0.01	99.99
176.0-177.0	2.2	0.0	398.8	0.00	99.99
177.0-178.0	2.3	0.0	398.8	0.00	100.00
178.0-179.0	2.8	0.0	398.8	0.00	100.00
179.0-180.0	3.2	0.0	398.8	0.00	100.00

C Plane (°):0.0-360.0: 45.0
 Test Lab:
 Test Type: TYPE C
 Temperature:
 Operator:

Gamma Plane (°):0.0-180.0:1.0
 Test Device: GPM-1600
 Distance: 8.177 m
 Humidity:
 Inspector:

Candlepower Table

Unit: cd

G\C	C0.0	C45.0	C90.0	C135.0	C180.0	C225.0	C270.0	C315.0	C360.0	
G0.0	660.7	664.0	664.4	659.8	660.7	664.0	664.4	659.8	660.7	
G1.0	670.3	678.2	670.7	650.4	645.3	648.6	656.4	661.5	670.3	
G2.0	678.1	689.5	673.3	640.9	635.8	632.4	646.0	664.9	678.1	
G3.0	680.0	698.8	674.4	629.8	617.3	614.2	631.0	664.7	680.0	
G4.0	682.5	705.6	673.7	615.4	600.5	595.2	620.0	662.6	682.5	
G5.0	686.7	712.5	670.8	599.0	581.8	575.1	601.6	657.7	686.7	
G6.0	683.6	713.4	664.7	580.3	559.9	552.7	586.3	646.2	683.6	
G7.0	679.3	713.2	655.9	558.6	541.5	527.4	569.1	640.8	679.3	
G8.0	673.0	714.1	644.7	537.7	513.8	506.2	545.5	629.0	673.0	
G9.0	660.2	706.0	631.0	513.1	491.7	480.9	525.6	611.2	660.2	
G10.0	649.3	697.8	615.9	488.5	464.0	450.2	507.6	596.4	649.3	
G11.0	637.3	690.0	598.9	464.9	435.5	428.0	485.5	581.2	637.3	
G12.0	628.0	677.4	580.4	437.0	409.7	399.9	458.4	564.3	628.0	
G13.0	613.0	662.8	554.3	410.4	379.7	373.4	435.5	550.9	613.0	
G14.0	592.9	646.1	535.2	385.4	354.7	342.8	416.2	527.2	592.9	
G15.0	575.3	628.0	507.0	355.4	327.4	322.5	389.3	512.4	575.3	
G16.0	558.0	607.1	485.1	328.9	301.2	293.1	364.6	487.8	558.0	
G17.0	536.0	581.0	454.6	303.9	279.2	273.4	344.7	466.3	536.0	
G18.0	515.9	556.5	430.4	279.9	256.5	249.0	317.7	448.4	515.9	
G19.0	493.7	533.7	402.1	257.1	233.4	227.2	294.9	427.0	493.7	
G20.0	470.5	512.1	370.3	238.5	214.4	203.6	273.8	405.0	470.5	
G21.0	447.0	485.8	347.7	218.3	194.7	188.5	251.3	382.7	447.0	
G22.0	423.1	454.5	320.7	195.9	178.2	168.3	230.4	356.5	423.1	
G23.0	399.4	426.7	295.7	178.0	162.1	152.9	210.6	334.1	399.4	
G24.0	372.4	400.5	271.3	161.7	145.8	138.6	191.0	312.3	372.4	
G25.0	347.9	372.6	248.7	150.8	133.5	125.5	175.4	290.7	347.9	
G26.0	325.4	343.1	225.8	137.1	119.7	113.6	159.3	271.7	325.4	
G27.0	301.7	319.4	206.5	124.6	108.3	103.0	144.5	247.8	301.7	
G28.0	275.1	292.6	188.9	112.7	98.7	92.8	130.6	229.9	275.1	
G29.0	253.0	268.8	172.0	102.6	88.0	83.5	118.4	210.7	253.0	
G30.0	235.6	246.5	156.6	93.2	80.6	76.1	107.5	189.8	235.6	
G31.0	212.1	225.0	142.4	84.8	71.8	69.0	97.5	176.8	212.1	
G32.0	193.0	205.6	127.6	72.9	64.9	60.8	88.2	161.0	193.0	
G33.0	180.7	187.3	117.4	66.0	59.7	54.8	80.8	147.2	180.7	
G34.0	164.5	168.4	106.0	59.6	53.0	52.3	72.0	132.2	164.5	
G35.0	150.1	152.6	93.0	58.2	49.1	44.7	64.5	120.3	150.1	
G36.0	132.4	137.2	83.8	48.8	43.7	43.5	58.0	112.4	132.4	

C Plane (°):0.0-360.0: 45.0
 Test Lab:
 Test Type: TYPE C
 Temperature:
 Operator:

Gamma Plane (°):0.0-180.0:1.0
 Test Device: GPM-1600
 Distance: 8.177 m
 Humidity:
 Inspector:

Candlepower Table (Continue 1)

Unit: cd

G\C	C0.0	C45.0	C90.0	C135.0	C180.0	C225.0	C270.0	C315.0	C360.0	
G37.0	123.9	123.9	75.6	48.2	39.7	39.8	52.0	102.0	123.9	
G38.0	112.4	114.4	71.8	44.0	36.0	36.5	47.1	92.9	112.4	
G39.0	98.1	103.5	61.1	36.2	32.8	29.7	44.2	81.4	98.1	
G40.0	91.8	93.8	55.1	33.0	30.0	26.8	40.2	77.1	91.8	
G41.0	83.0	81.4	53.6	33.8	27.2	28.3	36.5	69.8	83.0	
G42.0	72.4	72.9	44.3	27.1	24.9	26.3	31.5	60.5	72.4	
G43.0	65.6	65.7	39.9	24.5	22.5	20.1	28.7	57.9	65.6	
G44.0	59.2	63.5	40.0	22.1	20.5	18.4	27.9	52.8	59.2	
G45.0	53.8	53.5	32.3	19.9	20.2	20.9	23.9	44.8	53.8	
G46.0	49.5	52.5	32.8	21.8	18.6	19.3	23.6	40.6	49.5	
G47.0	44.5	47.9	26.2	16.2	15.5	14.1	21.8	40.4	44.5	
G48.0	40.2	43.6	27.0	18.4	16.0	16.6	18.7	37.2	40.2	
G49.0	36.4	35.8	21.7	13.1	12.7	11.8	18.9	30.3	36.4	
G50.0	34.3	36.2	21.9	11.8	13.7	14.1	16.0	27.8	34.3	
G51.0	31.6	29.4	20.0	14.2	10.5	13.0	16.3	29.4	31.6	
G52.0	27.0	30.3	16.4	9.2	11.8	11.9	13.7	23.3	27.0	
G53.0	27.1	24.0	14.9	8.1	10.9	8.7	14.1	25.5	27.1	
G54.0	25.0	21.8	14.5	11.0	7.6	8.2	11.8	23.8	25.0	
G55.0	19.9	19.8	12.7	6.3	9.5	7.7	12.4	18.0	19.9	
G56.0	18.0	20.6	11.3	9.5	6.0	7.3	11.5	20.8	18.0	
G57.0	16.3	16.5	10.1	4.8	8.3	6.9	9.4	15.2	16.3	
G58.0	18.9	15.1	9.0	4.2	4.7	6.3	10.1	14.1	18.9	
G59.0	17.7	13.7	7.7	7.5	4.2	6.1	8.0	17.2	17.7	
G60.0	16.5	12.8	9.0	6.9	7.0	5.4	7.3	12.0	16.5	
G61.0	15.5	11.8	8.5	2.4	3.0	5.3	8.1	11.1	15.5	
G62.0	10.2	10.8	5.1	6.0	2.5	4.1	7.6	10.3	10.2	
G63.0	13.2	10.4	7.6	1.4	5.6	3.5	5.6	13.4	13.2	
G64.0	8.4	9.3	7.1	5.1	5.3	4.8	6.4	12.5	8.4	
G65.0	11.4	8.7	3.0	0.5	5.0	4.5	5.9	11.5	11.4	
G66.0	6.7	8.1	6.2	4.4	0.5	4.3	4.1	10.6	6.7	
G67.0	6.2	7.7	1.7	4.1	4.3	1.5	3.6	6.7	6.2	
G68.0	5.7	7.2	1.2	3.6	4.0	1.0	3.2	9.1	5.7	
G69.0	5.4	6.8	4.9	0.0	3.7	0.6	4.3	5.4	5.4	
G70.0	7.4	4.1	4.6	0.0	3.5	0.2	2.3	5.1	7.4	
G71.0	6.7	3.4	4.1	2.8	3.2	3.4	3.7	6.9	6.7	
G72.0	6.1	2.8	0.0	0.0	2.9	0.0	1.6	6.1	6.1	
G73.0	4.1	5.3	0.0	2.3	2.6	0.0	2.9	5.4	4.1	

C Plane (°):0.0-360.0: 45.0
 Test Lab:
 Test Type: TYPE C
 Temperature:
 Operator:

Gamma Plane (°):0.0-180.0:1.0
 Test Device: GPM-1600
 Distance: 8.177 m
 Humidity:
 Inspector:

Candlepower Table (Continue 2)

Unit: cd

G\C	C0.0	C45.0	C90.0	C135.0	C180.0	C225.0	C270.0	C315.0	C360.0	
G74.0	4.0	1.6	3.0	2.1	0.0	0.0	2.7	4.8	4.0	
G75.0	3.8	4.7	0.0	1.7	2.1	2.7	2.4	4.2	3.8	
G76.0	3.6	4.4	0.0	1.5	0.0	2.3	2.1	3.6	3.6	
G77.0	3.4	4.1	1.7	1.2	1.3	2.0	1.8	2.9	3.4	
G78.0	3.3	3.8	1.2	0.9	0.0	0.0	1.5	2.7	3.3	
G79.0	2.0	3.4	0.7	0.0	0.8	0.0	1.2	2.4	2.0	
G80.0	2.9	0.0	0.3	0.6	0.3	0.0	0.0	0.9	2.9	
G81.0	2.8	2.6	0.0	0.0	0.0	0.8	0.0	0.3	2.8	
G82.0	2.7	2.1	0.0	0.5	0.1	0.8	0.4	0.0	2.7	
G83.0	2.4	1.9	0.0	0.4	0.0	0.0	0.0	1.2	2.4	
G84.0	2.4	0.0	0.0	0.0	0.0	0.6	0.1	1.1	2.4	
G85.0	2.3	1.0	0.0	0.0	0.0	0.0	0.0	0.0	2.3	
G86.0	1.9	0.9	0.0	0.3	0.0	0.4	0.0	0.0	1.9	
G87.0	0.0	0.0	0.0	0.0	0.0	0.0	0.0	0.7	0.0	
G88.0	1.7	0.5	0.0	0.1	0.0	0.2	0.1	0.6	1.7	
G89.0	0.0	0.4	0.0	0.2	0.0	0.1	0.1	0.0	0.0	
G90.0	1.4	0.4	0.0	0.1	0.0	0.0	0.0	0.6	1.4	
G91.0	1.2	0.0	0.0	0.0	0.0	0.0	0.2	0.0	1.2	
G92.0	0.0	0.0	0.4	0.0	0.0	0.0	0.2	0.7	0.0	
G93.0	0.0	0.0	0.0	0.0	0.0	0.0	0.3	0.7	0.0	
G94.0	0.0	0.0	0.7	0.0	0.0	0.0	0.3	0.0	0.0	
G95.0	0.7	0.0	0.0	0.0	0.0	0.0	0.0	0.7	0.7	
G96.0	0.7	0.0	0.8	0.0	0.0	0.0	0.3	0.7	0.7	
G97.0	0.0	0.0	0.0	0.1	0.0	0.0	0.0	0.0	0.0	
G98.0	0.8	0.0	0.0	0.0	0.0	0.0	0.0	0.0	0.8	
G99.0	0.0	0.0	0.0	0.0	0.0	0.0	0.0	0.6	0.0	
G100.0	0.0	0.0	0.6	0.1	0.2	0.0	0.0	0.6	0.0	
G101.0	0.0	0.0	0.0	0.0	0.0	0.0	0.0	0.5	0.0	
G102.0	0.0	0.0	0.3	0.0	0.5	0.0	0.4	0.4	0.0	
G103.0	0.0	0.0	0.3	0.2	0.6	0.0	0.0	0.0	0.0	
G104.0	0.6	0.0	0.0	0.3	0.7	0.0	0.5	0.0	0.6	
G105.0	0.0	0.0	0.0	0.2	0.0	0.0	0.5	0.0	0.0	
G106.0	0.5	0.0	0.0	0.4	0.0	0.0	0.0	0.0	0.5	
G107.0	0.5	0.0	0.0	0.0	0.0	0.0	0.5	0.0	0.5	
G108.0	0.0	0.0	0.0	0.0	0.8	0.0	0.0	0.0	0.0	
G109.0	0.0	0.0	0.0	0.6	0.0	0.0	0.5	0.0	0.0	
G110.0	0.0	0.0	0.0	0.7	0.0	0.3	0.0	0.0	0.0	

C Plane (°):0.0-360.0: 45.0
 Test Lab:
 Test Type: TYPE C
 Temperature:
 Operator:

Gamma Plane (°):0.0-180.0:1.0
 Test Device: GPM-1600
 Distance: 8.177 m
 Humidity:
 Inspector:

Candlepower Table (Continue 3)

Unit: cd

G\C	C0.0	C45.0	C90.0	C135.0	C180.0	C225.0	C270.0	C315.0	C360.0
G111.0	0.0	0.0	0.0	0.7	0.0	0.0	0.5	0.0	0.0
G112.0	0.3	0.0	0.0	0.8	0.6	0.5	0.0	0.0	0.3
G113.0	0.2	0.0	0.0	0.9	0.0	0.6	0.0	0.0	0.2
G114.0	0.1	0.0	0.0	0.0	0.0	0.0	0.0	0.0	0.1
G115.0	0.2	0.0	0.0	0.9	0.4	0.8	0.6	0.0	0.2
G116.0	0.2	0.0	0.0	0.0	0.4	0.8	0.4	0.0	0.2
G117.0	0.0	0.0	0.0	0.9	0.3	0.0	0.6	0.0	0.0
G118.0	0.0	0.0	0.1	0.0	0.0	0.9	0.6	0.0	0.0
G119.0	0.0	0.0	0.3	0.0	0.0	0.0	0.0	0.0	0.0
G120.0	0.1	0.0	0.0	0.0	0.0	0.0	0.0	0.0	0.1
G121.0	0.1	0.0	0.0	0.0	0.0	1.0	0.7	0.0	0.1
G122.0	0.1	0.0	0.0	0.0	0.0	1.1	0.0	0.1	0.1
G123.0	0.1	0.0	0.0	0.0	0.0	1.1	0.0	0.2	0.1
G124.0	0.1	0.0	0.0	0.1	0.0	1.1	0.0	0.4	0.1
G125.0	0.2	0.0	1.0	0.0	0.0	0.0	0.0	0.0	0.2
G126.0	0.2	0.0	0.0	0.0	0.0	0.0	0.8	0.6	0.2
G127.0	0.0	0.0	1.0	0.0	0.0	1.0	0.8	0.0	0.0
G128.0	0.0	0.0	1.0	0.0	0.0	0.0	0.0	0.8	0.0
G129.0	0.0	0.0	1.0	0.0	0.1	0.0	0.9	0.0	0.0
G130.0	0.4	0.0	0.8	0.0	0.4	1.0	0.0	0.9	0.4
G131.0	0.3	0.0	0.9	0.0	0.6	1.2	0.0	1.0	0.3
G132.0	0.0	0.0	0.0	0.2	0.8	0.0	0.9	0.0	0.0
G133.0	0.0	0.0	0.5	0.4	0.0	0.0	1.0	1.1	0.0
G134.0	0.0	0.0	0.0	0.0	0.0	1.2	0.0	0.0	0.0
G135.0	0.0	0.0	0.0	1.0	1.4	0.0	1.0	1.2	0.0
G136.0	1.0	0.0	0.4	0.0	1.6	1.0	1.0	0.0	1.0
G137.0	0.0	0.0	0.0	0.0	1.8	0.0	0.0	1.3	0.0
G138.0	0.0	0.0	0.0	0.0	1.9	1.2	0.0	1.3	0.0
G139.0	0.0	0.0	0.0	0.0	2.1	0.0	0.0	0.0	0.0
G140.0	1.3	0.0	0.0	0.0	2.2	1.3	1.0	1.4	1.3
G141.0	0.0	0.0	0.0	2.1	2.3	1.2	0.0	0.0	0.0
G142.0	0.0	0.0	0.0	0.0	2.3	0.0	1.0	0.0	0.0
G143.0	1.6	0.1	0.0	2.3	0.0	0.0	1.0	0.0	1.6
G144.0	1.7	0.0	0.2	0.0	0.0	0.0	0.0	0.0	1.7
G145.0	0.0	0.0	0.0	0.0	2.5	0.0	1.0	1.6	0.0
G146.0	0.0	0.0	0.7	2.4	0.0	0.1	1.0	0.0	0.0
G147.0	0.0	0.0	0.0	2.4	0.0	0.2	1.0	1.5	0.0

C Plane (°):0.0-360.0: 45.0
 Test Lab:
 Test Type: TYPE C
 Temperature:
 Operator:

Gamma Plane (°):0.0-180.0:1.0
 Test Device: GPM-1600
 Distance: 8.177 m
 Humidity:
 Inspector:

Candlepower Table (Continue 4)

Unit: cd

G\C	C0.0	C45.0	C90.0	C135.0	C180.0	C225.0	C270.0	C315.0	C360.0	
G148.0	0.0	1.2	1.2	0.0	2.4	0.4	0.0	0.0	0.0	
G149.0	1.8	1.4	0.0	2.3	0.0	0.6	1.0	1.8	1.8	
G150.0	1.8	1.6	0.0	2.3	2.2	1.3	0.3	0.0	1.8	
G151.0	0.0	1.8	2.0	2.1	0.0	1.0	0.9	0.0	0.0	
G152.0	0.0	2.1	2.3	0.2	0.1	1.3	0.8	2.0	0.0	
G153.0	1.7	0.0	2.5	0.3	2.1	1.4	0.8	1.9	1.7	
G154.0	0.0	2.4	0.0	0.8	0.5	1.4	0.8	2.1	0.0	
G155.0	1.6	2.6	0.0	1.7	0.7	1.5	1.4	0.0	1.6	
G156.0	0.0	0.0	0.0	1.4	0.7	1.3	1.6	0.0	0.0	
G157.0	0.2	2.8	0.0	1.4	2.1	1.8	1.9	0.0	0.2	
G158.0	0.5	0.0	3.3	2.2	1.2	1.9	2.0	0.0	0.5	
G159.0	0.8	3.0	3.3	1.2	1.4	1.9	0.7	0.0	0.8	
G160.0	1.2	0.0	3.4	2.7	1.5	2.2	2.2	0.0	1.2	
G161.0	1.5	0.0	0.0	3.0	1.7	1.7	0.6	2.6	1.5	
G162.0	0.8	3.1	0.0	0.8	2.1	1.7	0.6	0.0	0.8	
G163.0	0.9	3.1	0.0	3.5	1.9	1.8	0.5	2.7	0.9	
G164.0	2.3	3.1	3.4	3.8	2.0	2.4	3.1	2.6	2.3	
G165.0	0.6	0.1	3.4	0.6	2.1	1.8	3.2	2.9	0.6	
G166.0	0.7	0.4	0.5	0.5	2.1	2.6	0.5	2.9	0.7	
G167.0	3.1	2.8	0.6	4.3	2.2	1.9	3.5	0.1	3.1	
G168.0	3.3	2.8	3.2	0.4	2.2	2.7	0.5	3.1	3.3	
G169.0	0.5	1.2	1.2	4.5	2.3	2.0	3.8	0.4	0.5	
G170.0	3.7	2.6	1.3	4.5	2.4	2.7	3.9	0.3	3.7	
G171.0	0.4	1.8	1.7	0.4	2.5	2.8	4.0	0.5	0.4	
G172.0	4.1	2.1	1.9	4.6	2.5	2.8	4.0	0.6	4.1	
G173.0	0.4	2.3	2.7	4.4	2.3	2.9	0.4	3.5	0.4	
G174.0	0.4	2.5	2.5	4.6	2.8	2.1	0.5	0.7	0.4	
G175.0	4.4	2.8	2.4	0.6	2.1	2.9	0.4	0.7	4.4	
G176.0	4.5	2.9	2.7	0.7	3.2	2.8	0.4	3.8	4.5	
G177.0	0.4	1.4	3.0	4.3	1.8	2.8	0.4	0.7	0.4	
G178.0	4.6	3.8	1.6	1.2	3.6	2.7	4.7	0.7	4.6	
G179.0	4.0	0.4	4.3	2.4	3.9	2.6	0.5	4.2	4.0	
G180.0	2.1	4.3	4.6	4.5	4.6	2.9	1.0	4.5	2.1	

C Plane (°):0.0-360.0: 45.0
 Test Lab:
 Test Type: TYPE C
 Temperature:
 Operator:

Gamma Plane (°):0.0-180.0:1.0
 Test Device: GPM-1600
 Distance: 8.177 m
 Humidity:
 Inspector: