

Report No.:

Test Time: 2021/11/16 15:51

Luminaire Property

Luminaire Manufacturer:

Luminaire Description: LED-MR16-4XBD-27K-100°

Power: 3.86 W

Photometric Results

CIE Class: Direct

Measurement Flux: 330.4 lm

Downward Ratio: 99%

Horizontal Diffuse Angle(10%,50%,75%,100%): H139.2,H95.1,H73,H3

Vertical Diffuse Angle(10%,50%,75%,100%): V139.9,V95.2,V73.6,V5

Luminaire Efficacy Rating (LER): 86

Max. Intensity: 150.44 cd

Total Rated Lamp Lumens: 330.4 lm


Efficiency: 100%

Upward Ratio: 1%

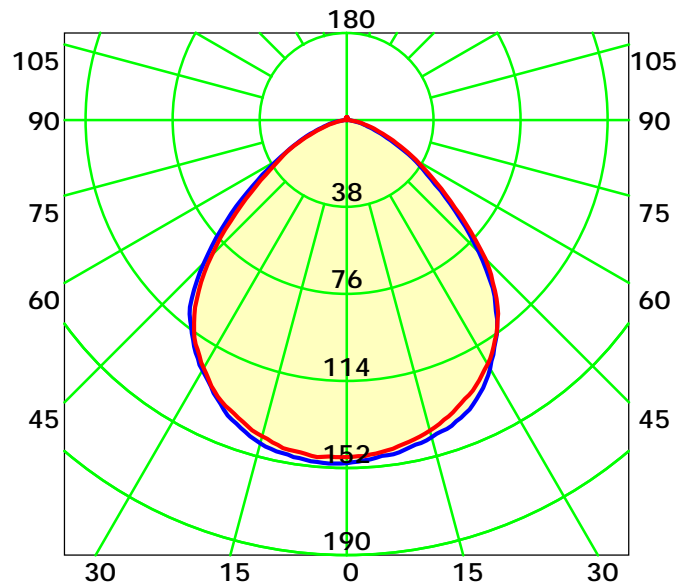
Central Intensity: 150.11 cd

Pos of Max. Intensity: H180 V3

Picture Of Luminaire



Luminous Intensity Distribution Curve



Average Diffuse Angle(50%): 95.2° Unit: cd

— C0-C180 — C90-C270

C Plane (°):0.0-360.0: 45.0

Test Lab:

Test Type: TYPE C

Temperature:

Operator:

Gamma Plane (°):0.0-180.0: 1.0

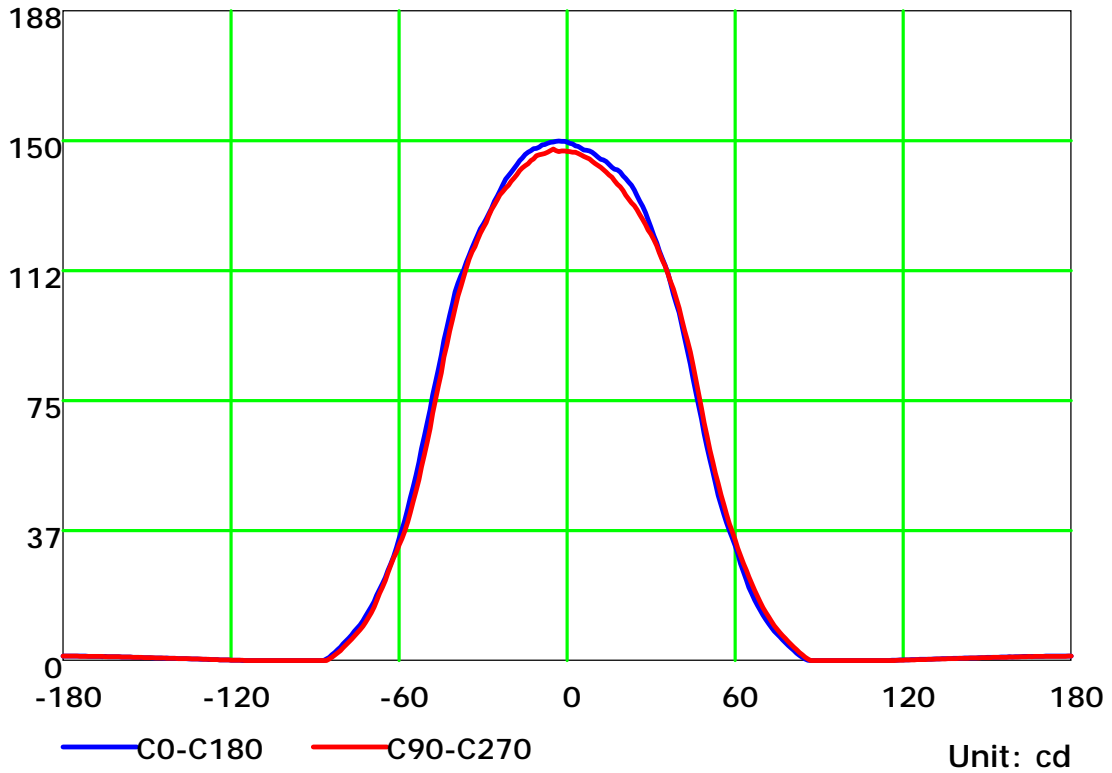
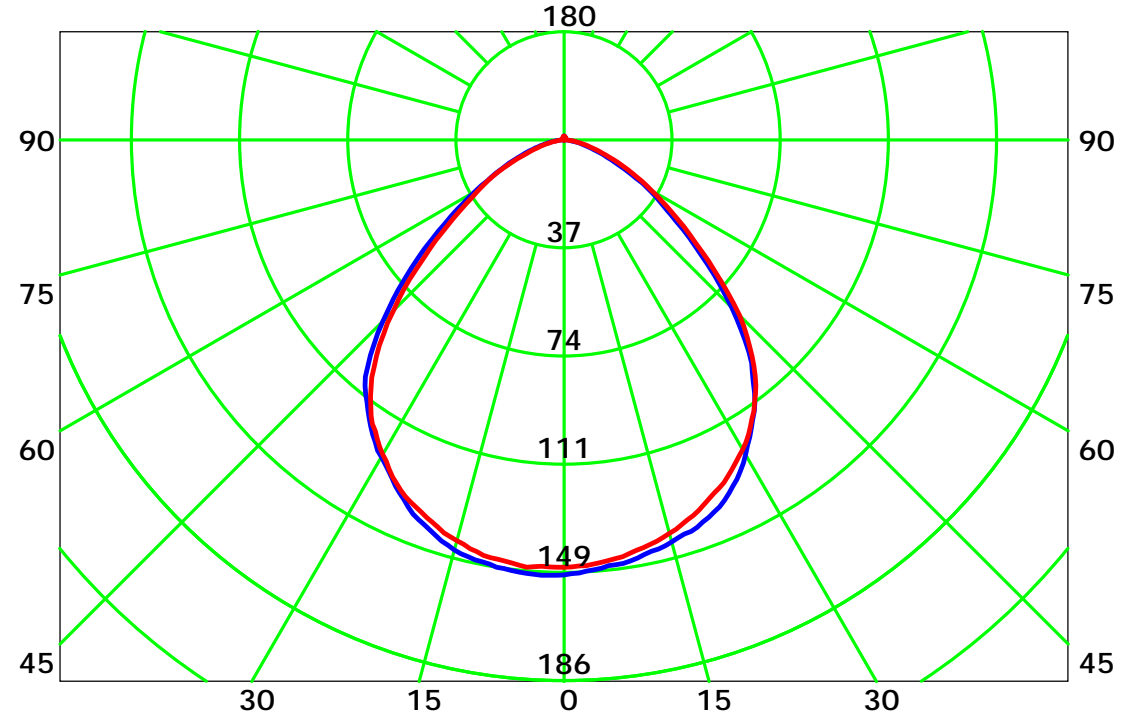
Test Device:

Distance:

Humidity:

Inspector:

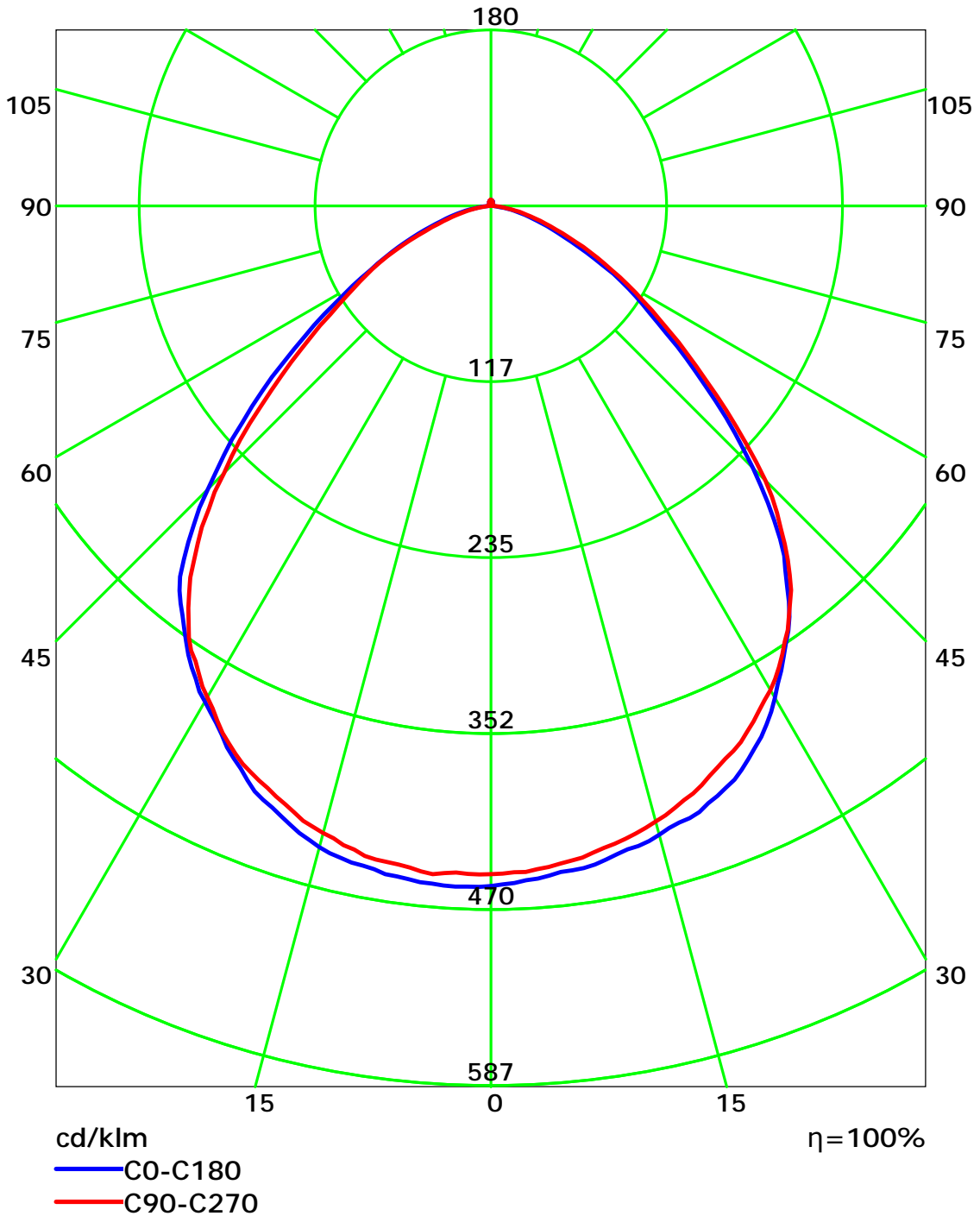
Luminous Intensity Distribution Curve



C Plane (°):0.0-360.0: 45.0
 Test Lab:
 Test Type: TYPE C
 Temperature:
 Operator:

Gamma Plane (°):0.0-180.0:1.0
 Test Device:
 Distance:
 Humidity:
 Inspector:

Luminous Intensity Distribution Curve(cd/klm)



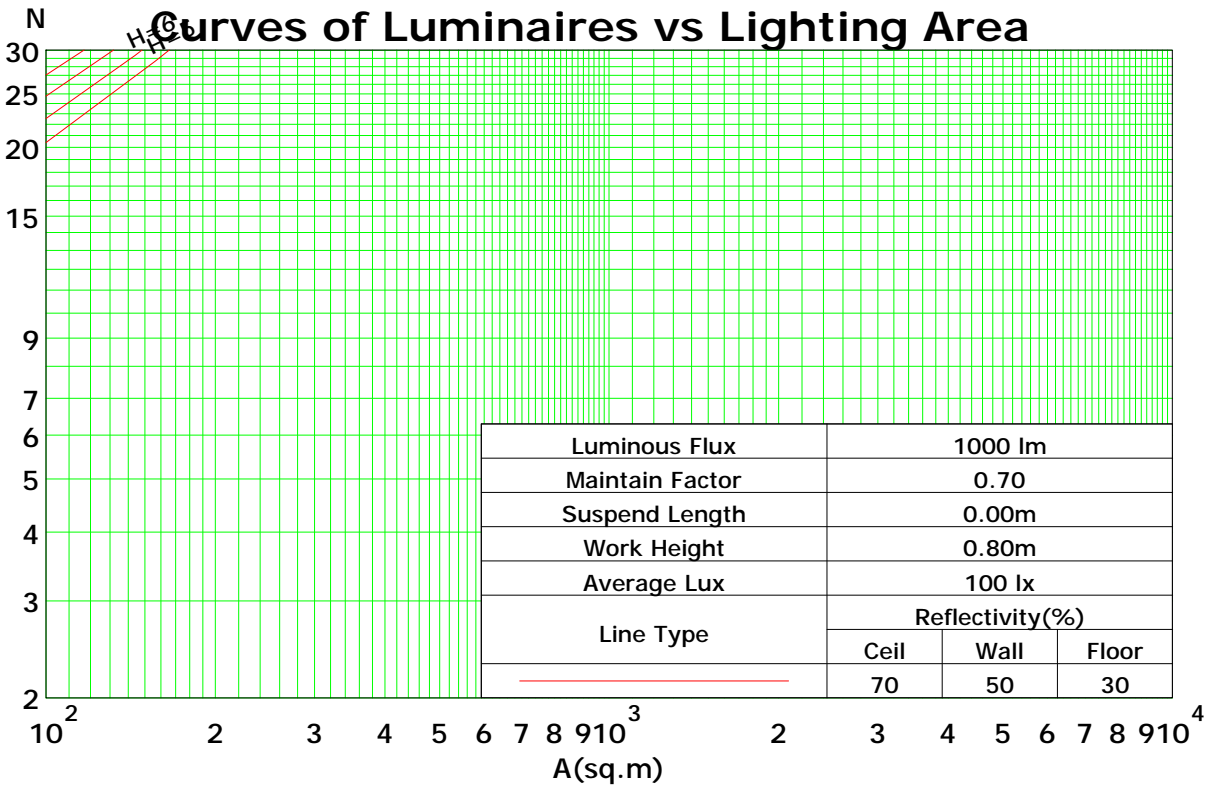
C Plane (°):0.0-360.0: 45.0
 Test Lab:
 Test Type: TYPE C
 Temperature:
 Operator:

Gamma Plane (°):0.0-180.0:1.0
 Test Device:
 Distance:
 Humidity:
 Inspector:

Coefficients Of Utilization - Zonal Cavity Method

RC	0.8	0.8	0.8	0.8	0.7	0.7	0.7	0.7	0.5	0.5	0.5	0.3	0.3	0.3	0.1	0.1	0.1	0
RW	0.7	0.5	0.3	0.1	0.7	0.5	0.3	0.1	0.5	0.3	0.1	0.5	0.3	0.1	0.5	0.3	0.1	0
RCR	RF = 0.2																	
0	119	119	119	119	116	116	116	116	111	111	111	106	106	106	101	101	101	99
1	111	107	103	100	108	104	101	98	100	97	95	96	94	92	92	91	89	87
2	102	95	89	84	99	93	88	83	90	85	81	86	83	79	83	80	78	76
3	94	85	78	72	92	83	77	71	80	75	70	78	73	69	75	71	68	66
4	87	76	68	62	85	75	68	62	72	66	61	70	65	60	68	63	59	57
5	80	69	61	55	78	68	60	54	66	59	54	64	58	53	62	57	53	51
6	75	62	54	48	73	62	54	48	60	53	48	58	52	47	57	51	47	45
7	69	57	49	43	68	56	49	43	55	48	43	53	47	42	52	46	42	40
8	65	52	44	39	63	52	44	39	50	43	39	49	43	38	48	42	38	36
9	61	48	40	35	59	48	40	35	46	40	35	45	39	35	44	39	35	33
10	57	45	37	32	56	44	37	32	43	36	32	42	36	32	41	36	32	30

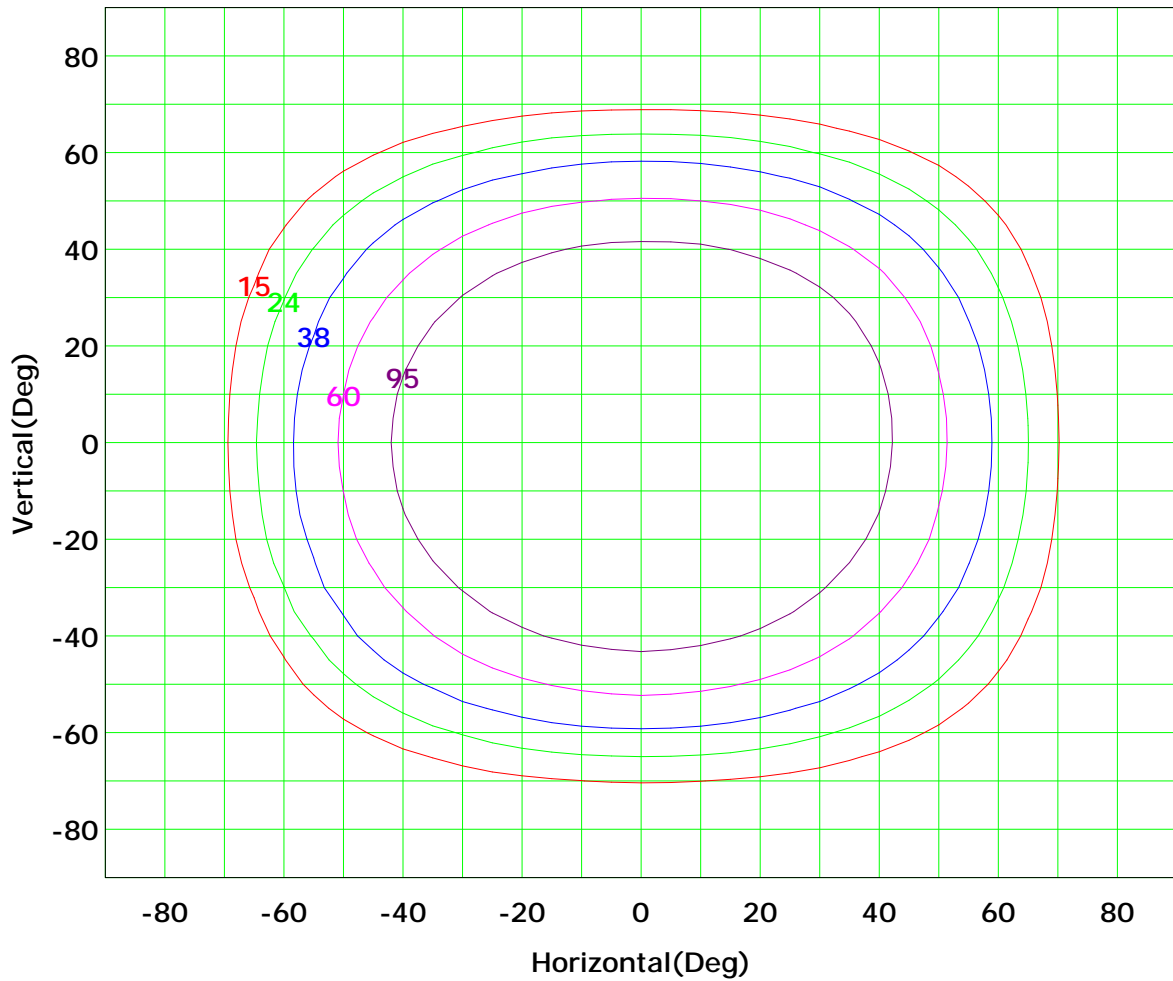
Spacing Criteria (0-180): 1.24
 Spacing Criteria (90-270): 1.25
 Spacing Criteria (Diagonal): 1.30



C Plane (°):0.0-360.0: 45.0
 Test Lab:
 Test Type: TYPE C
 Temperature:
 Operator:

Gamma Plane (°):0.0-180.0:1.0
 Test Device:
 Distance:
 Humidity:
 Inspector:

Isocandela (rectangle)



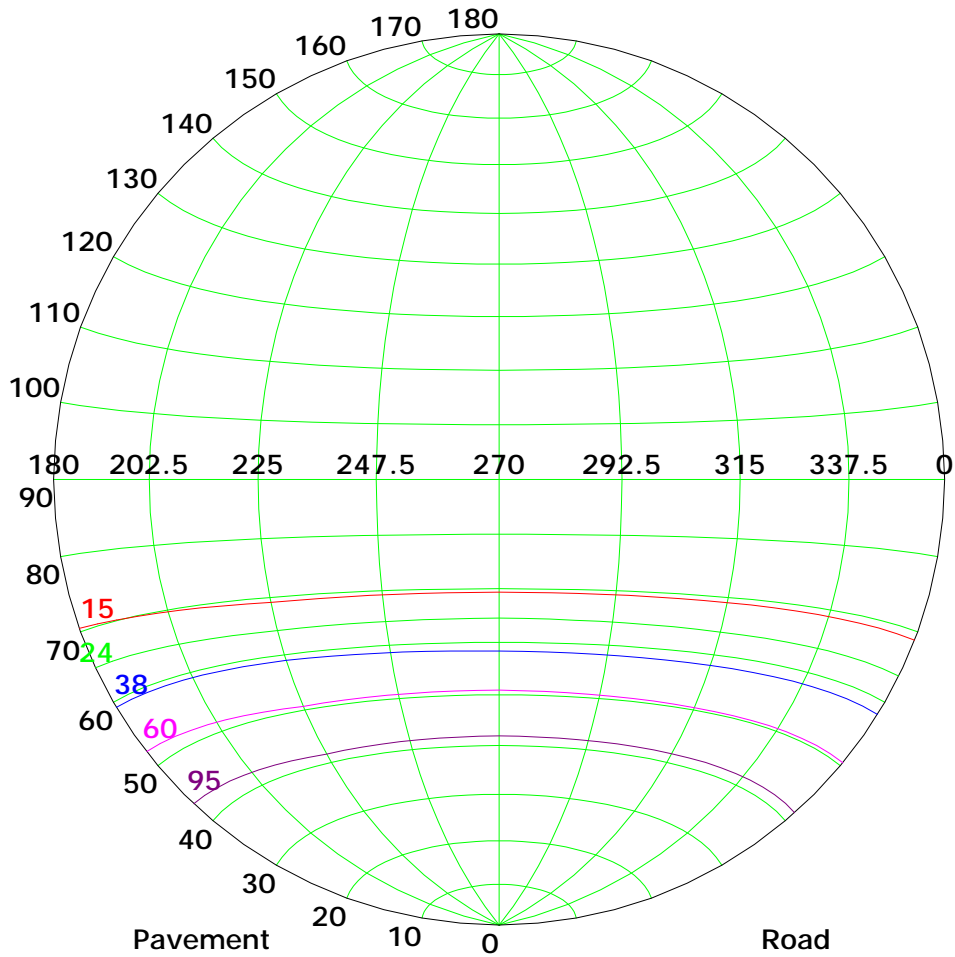
Imax (100%): 150 cd

— (10%):	15 cd	— (16%):	24 cd
— (25%):	38 cd	— (40%):	60 cd
— (63%):	95 cd	— (100%):	150 cd

C Plane (°):0.0-360.0: 45.0
Test Lab:
Test Type: TYPE C
Temperature:
Operator:

Gamma Plane (°):0.0-180.0:1.0
Test Device:
Distance:
Humidity:
Inspector:

Isocandela (sphere)



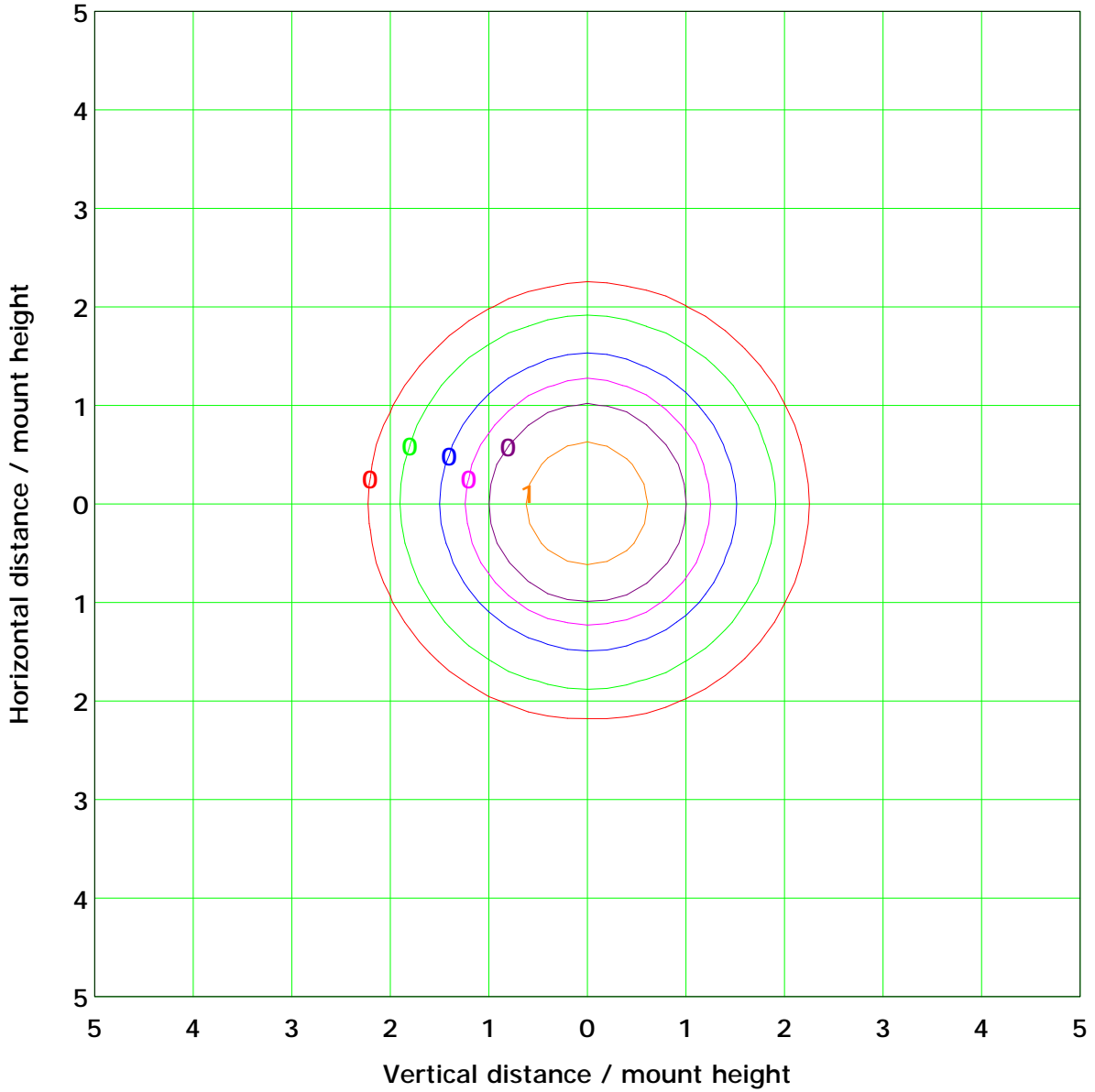
Imax (100%): 150 cd

— (10%):	15 cd	— (16%):	24 cd
— (25%):	38 cd	— (40%):	60 cd
— (63%):	95 cd	— (100%):	150 cd

C Plane (°):0.0-360.0: 45.0
 Test Lab:
 Test Type: TYPE C
 Temperature:
 Operator:

Gamma Plane (°):0.0-180.0:1.0
 Test Device:
 Distance:
 Humidity:
 Inspector:

IsoLux Plot



Mounting Height: 10.0m Max Lux(100%): 1.5 lx

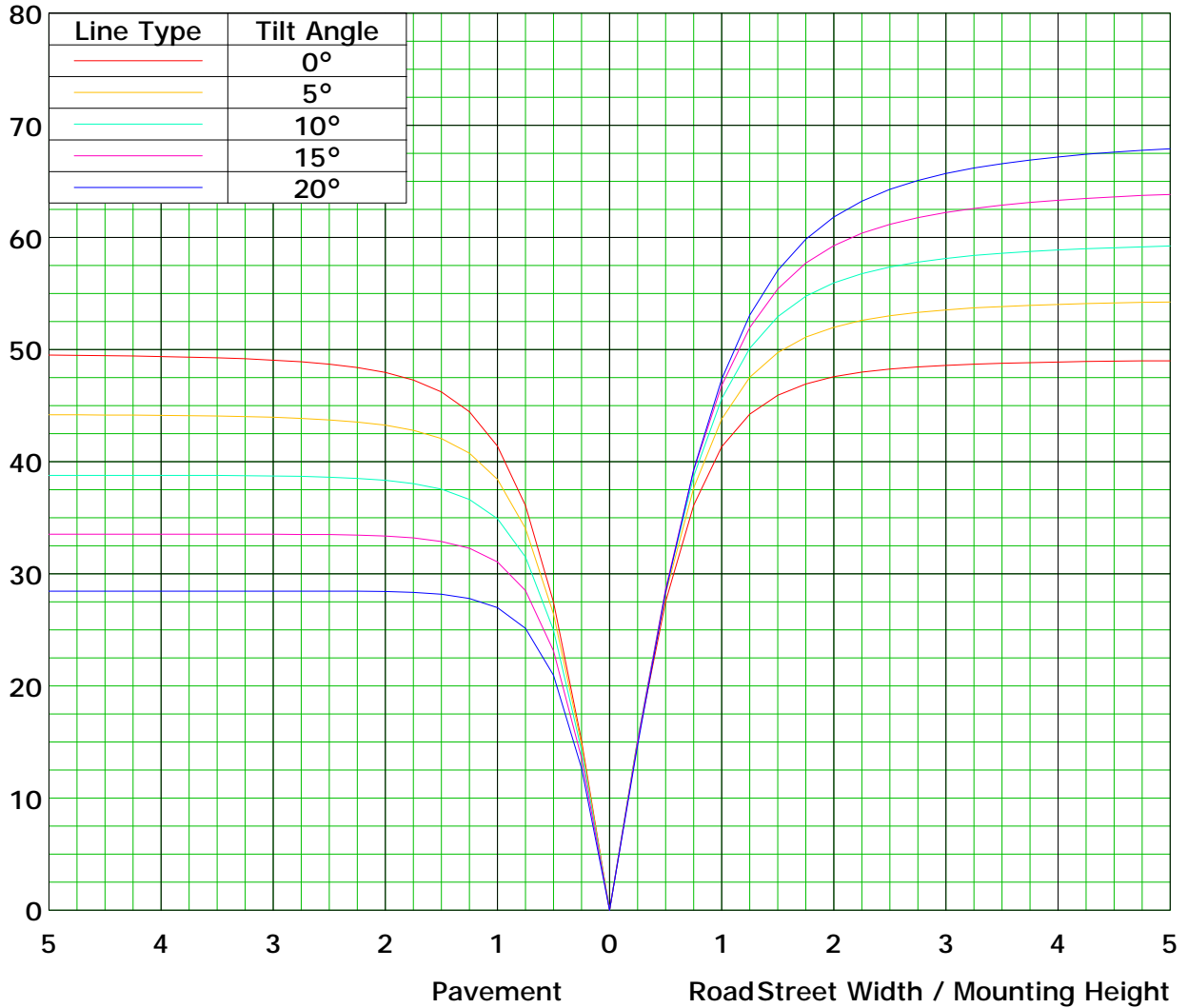
(1%): 0.0 lx	(2%): 0.0 lx
(5%): 0.1 lx	(10%): 0.2 lx
(20%): 0.3 lx	(50%): 0.8 lx
(100%): 1.5 lx	

C Plane (°):0.0-360.0: 45.0
 Test Lab:
 Test Type: TYPE C
 Temperature:
 Operator:

Gamma Plane (°):0.0-180.0:1.0
 Test Device:
 Distance:
 Humidity:
 Inspector:

Roadway CU Curve

Efficiency(%)



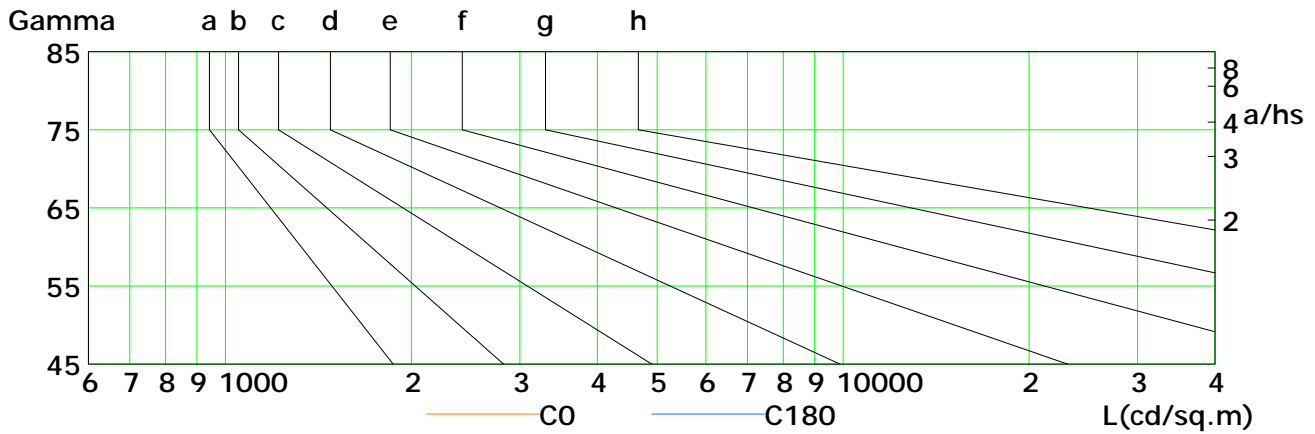
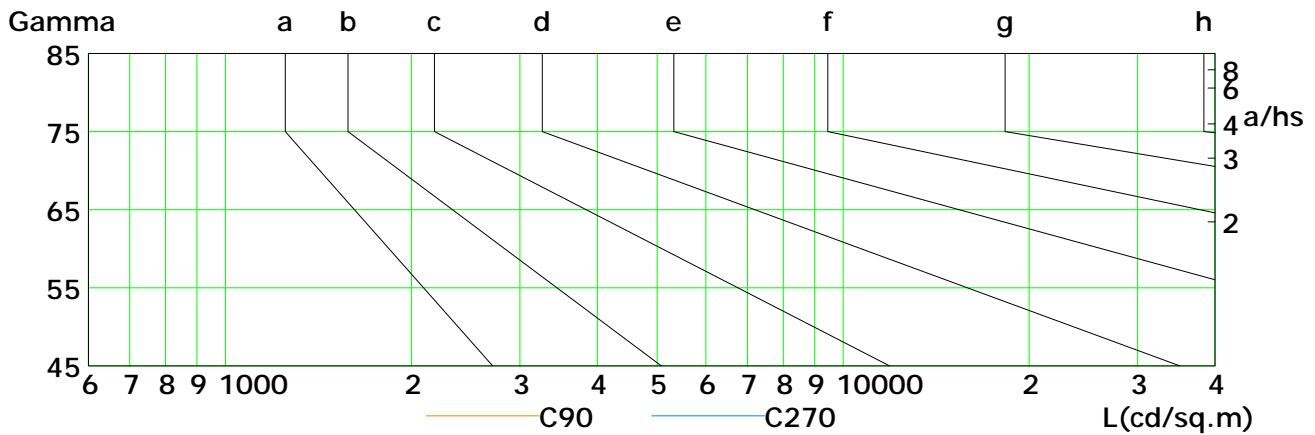
C Plane (°):0.0-360.0: 45.0
 Test Lab:
 Test Type: TYPE C
 Temperature:
 Operator:

Gamma Plane (°):0.0-180.0:1.0
 Test Device:
 Distance:
 Humidity:
 Inspector:

Lum Limit Curve

Dazzle	Quality	Illuminance (lx)							
		2000	1000	500	<=300				
1.15	A	2000	1000	500	<=300				
1.50	B		2000	1000	500	<=300			
1.85	C			2000	1000	500	<=300		
2.20	D				2000	1000	500	<=300	
2.55	E					2000	1000	500	<=300

a b c d e f g h

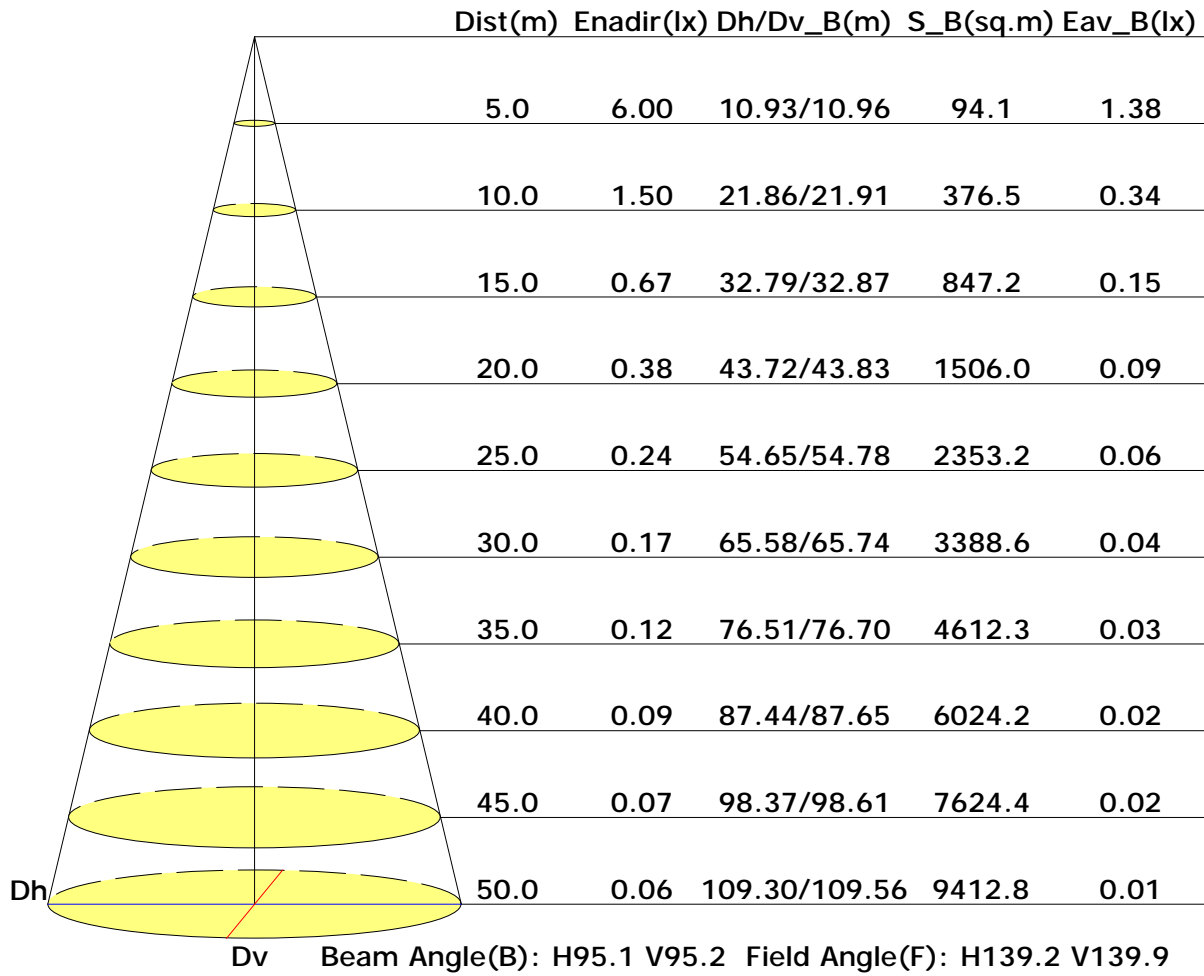


L(cd/sq.m)	G45	G50	G55	G60	G65	G70	G75	G80	G85
C0	82	62	45	33	21	13	8	4	1
C90	86	65	48	35	24	15	9	5	1
C180	88	69	50	35	24	16	9	5	1
C270	83	63	46	33	23	14	8	4	0

C Plane (°):0.0-360.0: 45.0
Test Lab:
Test Type: TYPE C
Temperature:
Operator:

Gamma Plane (°):0.0-180.0:1.0
Test Device:
Distance:
Humidity:
Inspector:

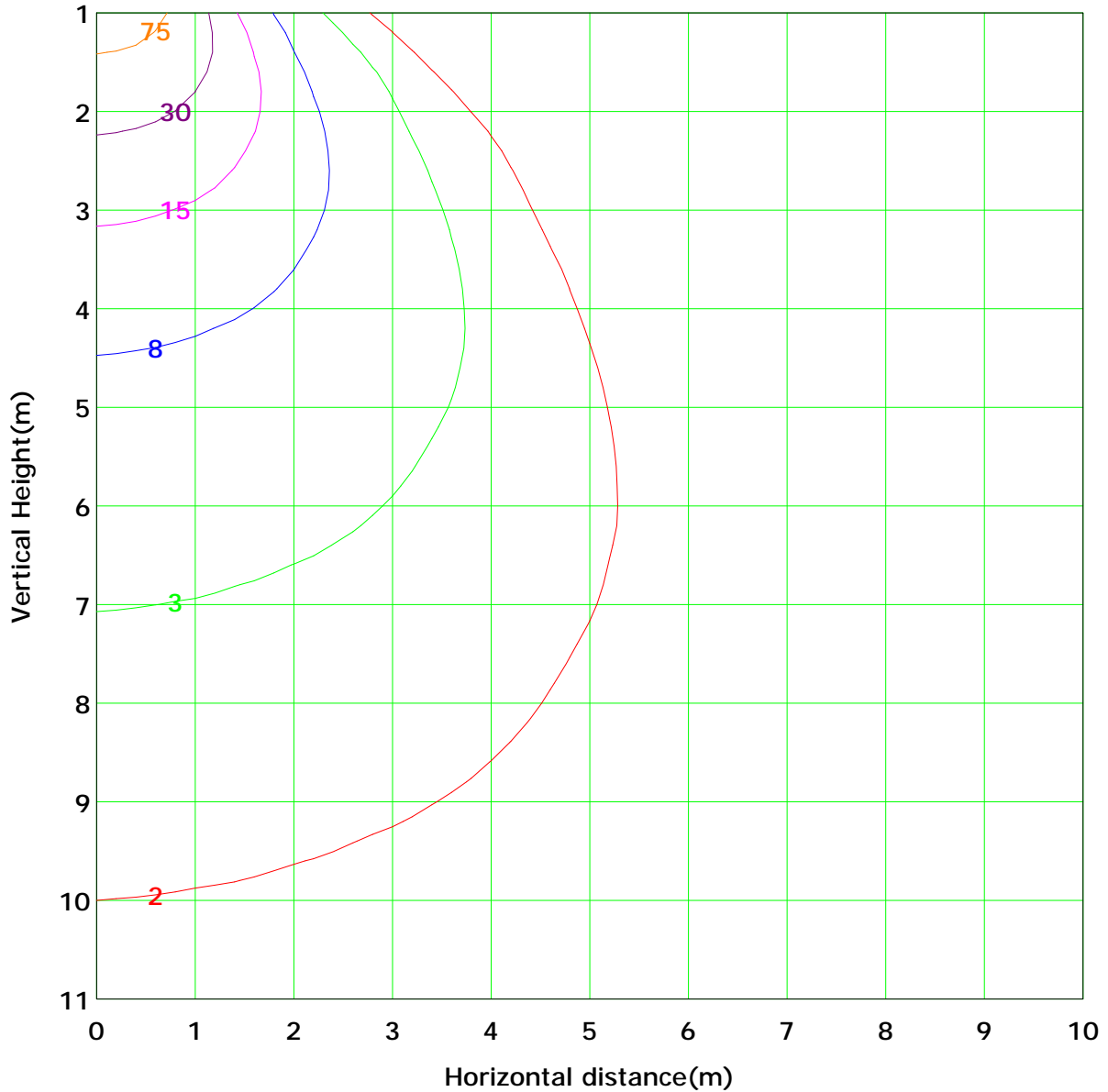
Illuminance at a Distance



C Plane (°):0.0-360.0: 45.0
 Test Lab:
 Test Type: TYPE C
 Temperature:
 Operator:

Gamma Plane (°):0.0-180.0:1.0
 Test Device:
 Distance:
 Humidity:
 Inspector:

Vertical IsoLux Plot



Lowest(m): 1.0m	Highest(m): 11.0m	Max Lux: 150.1 lx
(1%): 1.5 lx	(2%): 3.0 lx	
(5%): 7.5 lx	(10%): 15.0 lx	
(20%): 30.0 lx	(50%): 75.1 lx	
(100%): 150.1 lx		

C Plane (°):0.0-360.0: 45.0
 Test Lab:
 Test Type: TYPE C
 Temperature:
 Operator:

Gamma Plane (°):0.0-180.0:1.0
 Test Device:
 Distance:
 Humidity:
 Inspector:

Area Flux Table

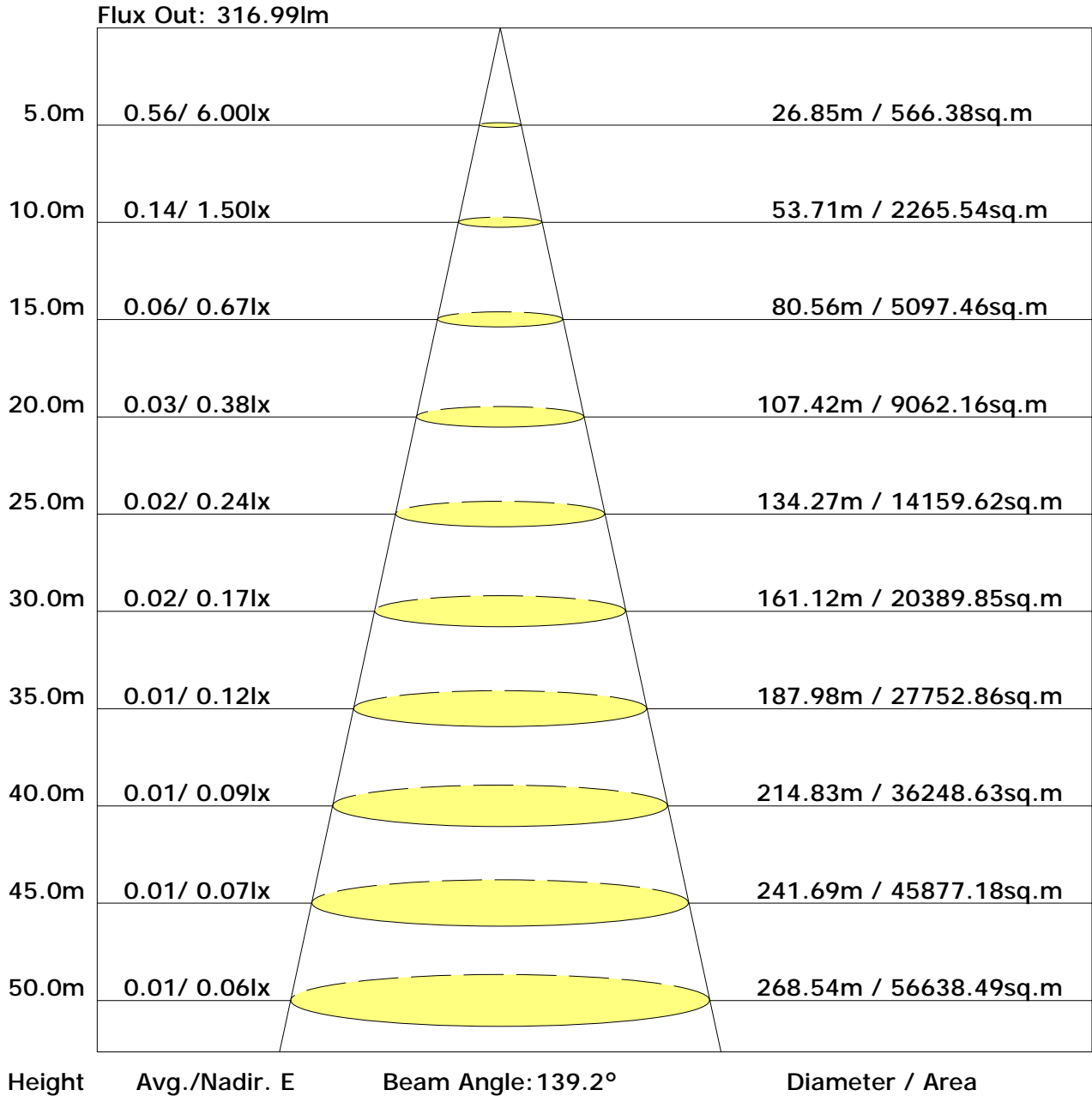
Unit: lx

Vertical plane	-90.0	-80.0	-70.0	-60.0	-50.0	-40.0	-30.0	-20.0	-10.0	0.0	0.0	10.0	20.0	30.0	40.0	50.0	60.0	70.0	80.0	90.0	Horizontal plane	ΦE	
90.0	0.0	0.0	0.0	0.0	0.0	0.0	0.0	0.0	0.0	0.0	0.0	0.0	0.0	0.0	0.0	0.0	0.0	0.0	0.0	0.0	0.0	0.0	0.0
80.0	0.0	0.0	0.0	0.0	0.0	0.0	0.0	0.0	0.0	0.0	0.0	0.0	0.0	0.0	0.0	0.0	0.0	0.0	0.0	0.0	0.0	0.0	0.0
70.0	0.0	0.0	0.0	0.0	0.0	0.0	0.0	0.0	0.0	0.0	0.0	0.0	0.0	0.0	0.0	0.0	0.0	0.0	0.0	0.0	0.0	0.0	0.0
60.0	0.0	0.0	0.0	0.0	0.0	0.0	0.0	0.0	0.0	0.0	0.0	0.0	0.0	0.0	0.0	0.0	0.0	0.0	0.0	0.0	0.0	0.0	0.0
50.0	0.0	0.0	0.0	0.0	0.0	0.0	0.0	0.0	0.0	0.0	0.0	0.0	0.0	0.0	0.0	0.0	0.0	0.0	0.0	0.0	0.0	0.0	0.0
40.0	0.0	0.0	0.0	0.0	0.0	0.0	0.0	0.0	0.0	0.0	0.0	0.0	0.0	0.0	0.0	0.0	0.0	0.0	0.0	0.0	0.0	0.0	0.0
30.0	0.0	0.0	0.0	0.0	0.0	0.0	0.0	0.0	0.0	0.0	0.0	0.0	0.0	0.0	0.0	0.0	0.0	0.0	0.0	0.0	0.0	0.0	0.0
20.0	0.0	0.0	0.0	0.0	0.0	0.0	0.0	0.0	0.0	0.0	0.0	0.0	0.0	0.0	0.0	0.0	0.0	0.0	0.0	0.0	0.0	0.0	0.0
10.0	0.0	0.0	0.0	0.0	0.0	0.0	0.0	0.0	0.0	0.0	0.0	0.0	0.0	0.0	0.0	0.0	0.0	0.0	0.0	0.0	0.0	0.0	0.0
0.0	0.0	0.0	0.0	0.0	0.0	0.0	0.0	0.0	0.0	0.0	0.0	0.0	0.0	0.0	0.0	0.0	0.0	0.0	0.0	0.0	0.0	0.0	0.0
0.0	0.0	0.0	0.0	0.0	0.0	0.0	0.0	0.0	0.0	0.0	0.0	0.0	0.0	0.0	0.0	0.0	0.0	0.0	0.0	0.0	0.0	0.0	0.0
ΦE	0.0	0.0	0.0	0.0	0.0	0.0	0.0	0.0	0.0	0.0	0.0	0.0	0.0	0.0	0.0	0.0	0.0	0.0	0.0	0.0	0.0	0.0	0.0
ΦT	0.2	1.9	5.2	10.4	17.7	25.5	31.0	34.5	36.4	36.4	34.5	31.1	25.9	18.4	10.9	5.6	2.2	0.3	328				
ΦE	0.0	0.0	3.6	9.8	17.4	25.2	30.8	34.4	36.2	36.2	34.3	30.9	25.6	18.0	10.3	4.3	0.0	0.0	0.0	0.0	0.0	0.0	0.0
ΦE	-90.0	-80.0	-70.0	-60.0	-50.0	-40.0	-30.0	-20.0	-10.0	0.00	00.0	20.0	30.0	40.0	50.0	60.0	70.0	80.0	90.0	ΦT	ΦE		

C Plane (°):0.0-360.0: 45.0
 Test Lab:
 Test Type: TYPE C
 Temperature:
 Operator:

Gamma Plane (°):0.0-180.0:1.0
 Test Device:
 Distance:
 Humidity:
 Inspector:

The Average Illuminance Effective Figure



C Plane (°):0.0-360.0: 45.0
 Test Lab:
 Test Type: TYPE C
 Temperature:
 Operator:

Gamma Plane (°):0.0-180.0:1.0
 Test Device:
 Distance:
 Humidity:
 Inspector:

UGR Table

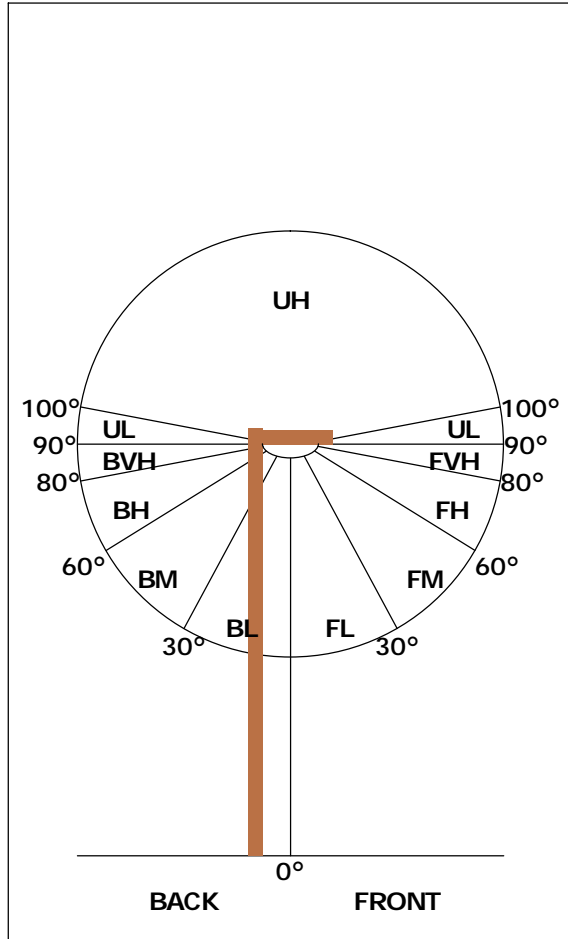
Reflectance:										
Ceiling (cavity)	0.7	0.7	0.5	0.5	0.3	0.7	0.7	0.5	0.5	0.3
Wall	0.5	0.3	0.5	0.3	0.3	0.5	0.3	0.5	0.3	0.3
Reference plane	0.2	0.2	0.2	0.2	0.2	0.2	0.2	0.2	0.2	0.2
Room dimensions	Viewed crosswise					Viewed endwise				
X=2H Y=2H	1.\$	1.\$	1.\$	1.\$	1.\$	1.\$	1.\$	1.\$	1.\$	1.\$
3H	1.\$	1.\$	1.\$	1.\$	1.\$	1.\$	1.\$	1.\$	1.\$	1.\$
4H	1.\$	1.\$	1.\$	1.\$	1.\$	1.\$	1.\$	1.\$	1.\$	1.\$
6H	1.\$	1.\$	1.\$	1.\$	1.\$	1.\$	1.\$	1.\$	1.\$	1.\$
8H	1.\$	1.\$	1.\$	1.\$	1.\$	1.\$	1.\$	1.\$	1.\$	1.\$
12H	1.\$	1.\$	1.\$	1.\$	1.\$	1.\$	1.\$	1.\$	1.\$	1.\$
X=4H Y=2H	1.\$	1.\$	1.\$	1.\$	1.\$	1.\$	1.\$	1.\$	1.\$	1.\$
3H	1.\$	1.\$	1.\$	1.\$	1.\$	1.\$	1.\$	1.\$	1.\$	1.\$
4H	1.\$	1.\$	1.\$	1.\$	1.\$	1.\$	1.\$	1.\$	1.\$	1.\$
6H	1.\$	1.\$	1.\$	1.\$	1.\$	1.\$	1.\$	1.\$	1.\$	1.\$
8H	1.\$	1.\$	1.\$	1.\$	1.\$	1.\$	1.\$	1.\$	1.\$	1.\$
12H	1.\$	1.\$	1.\$	1.\$	1.\$	1.\$	1.\$	1.\$	1.\$	1.\$
X=8H Y=4H	1.\$	1.\$	1.\$	1.\$	1.\$	1.\$	1.\$	1.\$	1.\$	1.\$
6H	1.\$	1.\$	1.\$	1.\$	1.\$	1.\$	1.\$	1.\$	1.\$	1.\$
8H	1.\$	1.\$	1.\$	1.\$	1.\$	1.\$	1.\$	1.\$	1.\$	1.\$
12H	1.\$	1.\$	1.\$	1.\$	1.\$	1.\$	1.\$	1.\$	1.\$	1.\$
X=12H Y=4H	1.\$	1.\$	1.\$	1.\$	1.\$	1.\$	1.\$	1.\$	1.\$	1.\$
6H	1.\$	1.\$	1.\$	1.\$	1.\$	1.\$	1.\$	1.\$	1.\$	1.\$
8H	1.\$	1.\$	1.\$	1.\$	1.\$	1.\$	1.\$	1.\$	1.\$	1.\$

Calculate in accordance with CIE 190:2010

C Plane (°):0.0-360.0: 45.0
 Test Lab:
 Test Type: TYPE C
 Temperature:
 Operator:

Gamma Plane (°):0.0-180.0:1.0
 Test Device:
 Distance:
 Humidity:
 Inspector:

FLUX DISTRIBUTION TABLE BASED ON THE IESNA LUMINAIRE CLASSIFICATION SYSTEM



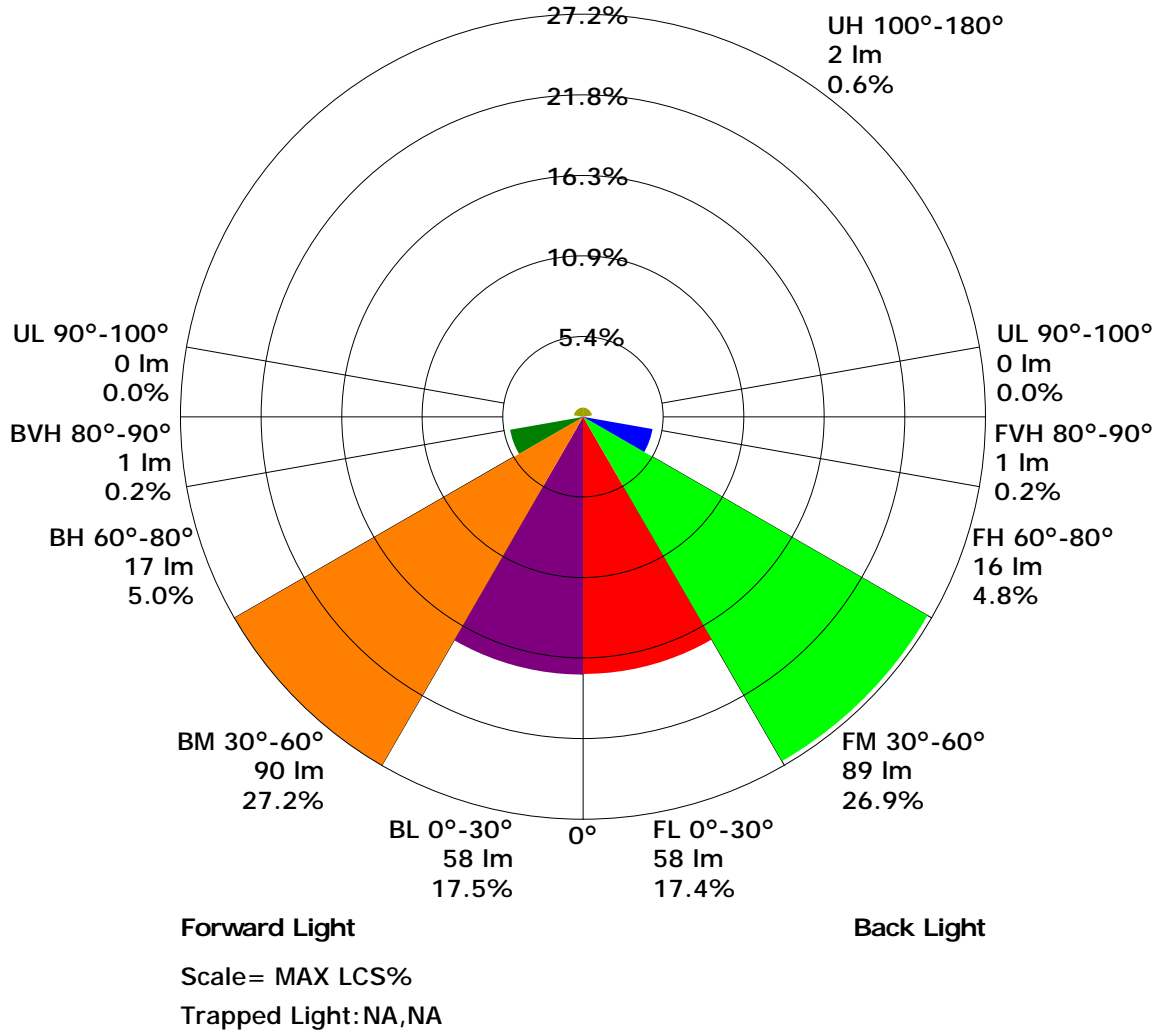
ZONE	LUMENS	% LAMP LUMENS
FORWARD LIGHT	163	49.4
FL (0°-30°)	58	17.4
FM (30°-60°)	89	26.9
FH (60°-80°)	16	4.8
FVH (80°-90°)	1	0.2
BACK LIGHT	165	50.0
BL (0°-30°)	58	17.5
BM (30°-60°)	90	27.2
BH (60°-80°)	17	5.0
BVH (80°-90°)	1	0.2
UP LIGHT	2	0.6
UL (90°-100°)	0	0.0
UH (100°-180°)	2	0.6
TRAPPED LIGHT	NA	NA

BUG(Backlight,Uplight,Glare) Rating Base On TM-15-07	
Asymmetrical Luminaire Types (Type I,II,III,IV)	B0 U1 G0
Quadrilateral Symmetrical Luminaire Types (Type V,Area Light)	B0 U1 G0

C Plane (°):0.0-360.0: 45.0
 Test Lab:
 Test Type: TYPE C
 Temperature:
 Operator:

Gamma Plane (°):0.0-180.0:1.0
 Test Device:
 Distance:
 Humidity:
 Inspector:

LCS Graph



C Plane (°):0.0-360.0: 45.0
 Test Lab:
 Test Type: TYPE C
 Temperature:
 Operator:

Gamma Plane (°):0.0-180.0:1.0
 Test Device:
 Distance:
 Humidity:
 Inspector:

Utilisation Factor Table(Floor cavity)

Utilisation Factors UF(F)			SHR NOM = 1.25									
Room Reflectance			Room Index(RI)									
Ceiling	Wall	Floor	0.75	1.00	1.25	1.50	2.00	2.50	3.00	4.00	5.00	
0.70	0.50	0.20	0.65	0.75	0.82	0.87	0.93	0.97	1.00	1.04	1.06	
	0.30		0.58	0.68	0.76	0.81	0.88	0.93	0.96	1.01	1.03	
	0.20		0.53	0.64	0.71	0.76	0.84	0.89	0.93	0.98	1.01	
0.50	0.50	0.20	0.63	0.73	0.79	0.84	0.90	0.94	0.96	1.00	1.02	
	0.30		0.57	0.67	0.74	0.79	0.86	0.90	0.93	0.97	1.00	
	0.20		0.53	0.63	0.70	0.75	0.82	0.87	0.90	0.95	0.98	
0.30	0.50	0.20	0.62	0.71	0.77	0.81	0.87	0.91	0.93	0.96	0.98	
	0.30		0.56	0.66	0.73	0.77	0.83	0.88	0.90	0.94	0.96	
	0.20		0.52	0.62	0.69	0.74	0.80	0.85	0.88	0.92	0.95	
0.00	0.00	0.00	0.50	0.60	0.66	0.71	0.77	0.81	0.84	0.88	0.90	
<p>Rating: 4W Photometrically tested without ceiling board. Multiply UF values by service correction factors Calculate in accordance with CIBSE Technical Memorandum NO.5 1980</p>												

C Plane (°):0.0-360.0: 45.0
 Test Lab:
 Test Type: TYPE C
 Temperature:
 Operator:

Gamma Plane (°):0.0-180.0:1.0
 Test Device:
 Distance:
 Humidity:
 Inspector:

Utilisation Factor Table(Wall)

Utilisation Factors UF(W)			SHR NOM = 1.25									
Room Reflectance			Room Index(RI)									
Ceiling	Wall	Floor	0.75	1.00	1.25	1.50	2.00	2.50	3.00	4.00	5.00	
0.70	0.50	0.20	0.87	0.70	0.59	0.50	0.40	0.32	0.28	0.21	0.17	
	0.30		0.72	0.60	0.51	0.45	0.36	0.30	0.26	0.20	0.16	
	0.20		0.62	0.52	0.45	0.40	0.33	0.28	0.24	0.19	0.16	
0.50	0.50	0.20	0.83	0.67	0.56	0.48	0.37	0.34	0.26	0.20	0.16	
	0.30		0.71	0.58	0.49	0.43	0.34	0.28	0.24	0.19	0.15	
	0.20		0.61	0.51	0.44	0.39	0.32	0.26	0.23	0.18	0.15	
0.30	0.50	0.20	0.81	0.64	0.53	0.46	0.36	0.29	0.25	0.19	0.15	
	0.30		0.69	0.56	0.48	0.41	0.33	0.27	0.23	0.18	0.15	
	0.20		0.60	0.50	0.43	0.38	0.30	0.25	0.22	0.17	0.14	
0.00	0.00	0.00	0.49	0.40	0.33	0.29	0.22	0.18	0.16	0.12	0.10	
<p>Rating: 4W Photometrically tested without ceiling board. Multiply UF values by service correction factors Calculate in accordance with CIBSE Technical Memorandum NO.5 1980</p>												

C Plane (°):0.0-360.0: 45.0
 Test Lab:
 Test Type: TYPE C
 Temperature:
 Operator:

Gamma Plane (°):0.0-180.0:1.0
 Test Device:
 Distance:
 Humidity:
 Inspector:

Utilisation Factor Table(Ceiling cavity)

Utilisation Factors UF(C)			SHR NOM = 1.25									
Room Reflectance			Room Index(RI)									
Ceiling	Wall	Floor	0.75	1.00	1.25	1.50	2.00	2.50	3.00	4.00	5.00	
0.70	0.50	0.20	0.16	0.17	0.18	0.19	0.20	0.20	0.21	0.21	0.22	
	0.30		0.10	0.12	0.13	0.14	0.16	0.17	0.18	0.19	0.20	
	0.20		0.06	0.07	0.09	0.10	0.12	0.14	0.15	0.17	0.18	
0.50	0.50	0.20	0.15	0.16	0.17	0.18	0.19	0.19	0.20	0.21	0.21	
	0.30		0.10	0.11	0.13	0.14	0.15	0.16	0.17	0.18	0.19	
	0.20		0.06	0.07	0.09	0.10	0.12	0.14	0.15	0.16	0.17	
0.30	0.50	0.20	0.15	0.16	0.17	0.17	0.18	0.19	0.19	0.20	0.20	
	0.30		0.09	0.11	0.12	0.13	0.15	0.16	0.17	0.18	0.18	
	0.20		0.06	0.07	0.09	0.10	0.12	0.13	0.14	0.16	0.17	
0.00	0.00	0.00	0.01	0.01	0.01	0.01	0.01	0.01	0.01	0.01	0.01	
<p>Rating: 4W Photometrically tested without ceiling board. Multiply UF values by service correction factors Calculate in accordance with CIBSE Technical Memorandum NO.5 1980</p>												

C Plane (°):0.0-360.0: 45.0
 Test Lab:
 Test Type: TYPE C
 Temperature:
 Operator:

Gamma Plane (°):0.0-180.0:1.0
 Test Device:
 Distance:
 Humidity:
 Inspector:

Zonal Lumen

Gamma [°]	I _{mean} [cd]	Zonal Flux [lm]	Sum Zonal Flux [lm]	Rel Zonal Flux [%]	Sum Rel Zonal Flux [%]
0.0-1.0	148.2	0.1	0.1	0.04	0.04
1.0-2.0	148.1	0.4	0.6	0.13	0.17
2.0-3.0	147.9	0.7	1.3	0.21	0.39
3.0-4.0	147.8	1.0	2.3	0.30	0.69
4.0-5.0	147.7	1.3	3.5	0.38	1.07
5.0-6.0	147.5	1.6	5.1	0.47	1.54
6.0-7.0	147.2	1.8	6.9	0.55	2.09
7.0-8.0	146.9	2.1	9.0	0.64	2.73
8.0-9.0	146.6	2.4	11.4	0.72	3.45
9.0-10.0	146.1	2.6	14.0	0.80	4.25
10.0-11.0	145.5	2.9	16.9	0.88	5.13
11.0-12.0	145.0	3.2	20.1	0.96	6.09
12.0-13.0	144.4	3.4	23.5	1.04	7.12
13.0-14.0	143.8	3.7	27.2	1.11	8.24
14.0-15.0	143.2	3.9	31.2	1.19	9.43
15.0-16.0	142.5	4.2	35.3	1.26	10.69
16.0-17.0	141.7	4.4	39.7	1.34	12.03
17.0-18.0	140.9	4.6	44.4	1.41	13.44
18.0-19.0	140.1	4.9	49.3	1.48	14.91
19.0-20.0	139.1	5.1	54.4	1.54	16.45
20.0-21.0	138.1	5.3	59.7	1.60	18.06
21.0-22.0	137.0	5.5	65.2	1.67	19.72
22.0-23.0	135.9	5.7	70.9	1.73	21.45
23.0-24.0	134.7	5.9	76.8	1.78	23.23
24.0-25.0	133.3	6.1	82.8	1.84	25.07
25.0-26.0	131.9	6.2	89.0	1.88	26.95
26.0-27.0	130.4	6.4	95.4	1.93	28.88
27.0-28.0	128.7	6.5	101.9	1.97	30.86
28.0-29.0	127.1	6.6	108.6	2.01	32.87
29.0-30.0	125.4	6.8	115.4	2.05	34.92
30.0-31.0	123.6	6.9	122.2	2.08	37.00
31.0-32.0	121.7	7.0	129.2	2.11	39.11
32.0-33.0	119.8	7.1	136.3	2.14	41.25
33.0-34.0	117.8	7.1	143.4	2.16	43.40
34.0-35.0	115.9	7.2	150.6	2.18	45.58
35.0-36.0	113.8	7.2	157.9	2.19	47.78

C Plane (°):0.0-360.0: 45.0
 Test Lab:
 Test Type: TYPE C
 Temperature:
 Operator:

Gamma Plane (°):0.0-180.0:1.0
 Test Device:
 Distance:
 Humidity:
 Inspector:

Zonal Lumen (Continue 1)

Gamma [°]	I _{mean} [cd]	Zonal Flux [lm]	Sum Zonal Flux [lm]	Rel Zonal Flux [%]	Sum Rel Zonal Flux [%]
36.0-37.0	111.5	7.3	165.1	2.20	49.98
37.0-38.0	109.1	7.3	172.4	2.20	52.18
38.0-39.0	106.6	7.3	179.7	2.20	54.38
39.0-40.0	103.9	7.2	186.9	2.19	56.58
40.0-41.0	100.8	7.2	194.1	2.17	58.75
41.0-42.0	97.4	7.1	201.2	2.14	60.89
42.0-43.0	93.9	7.0	208.1	2.11	63.00
43.0-44.0	90.3	6.8	215.0	2.06	65.06
44.0-45.0	86.5	6.7	221.6	2.01	67.08
45.0-46.0	82.6	6.5	228.1	1.96	69.03
46.0-47.0	78.6	6.2	234.3	1.89	70.92
47.0-48.0	74.5	6.0	240.4	1.82	72.75
48.0-49.0	70.4	5.8	246.1	1.75	74.49
49.0-50.0	66.3	5.5	251.7	1.67	76.17
50.0-51.0	62.5	5.3	256.9	1.60	77.77
51.0-52.0	58.8	5.0	262.0	1.53	79.29
52.0-53.0	55.3	4.8	266.8	1.46	80.75
53.0-54.0	51.9	4.6	271.4	1.38	82.14
54.0-55.0	48.7	4.3	275.7	1.32	83.45
55.0-56.0	45.7	4.1	279.9	1.25	84.70
56.0-57.0	42.9	3.9	283.8	1.19	85.89
57.0-58.0	40.2	3.7	287.5	1.12	87.01
58.0-59.0	37.6	3.5	291.0	1.06	88.08
59.0-60.0	35.4	3.3	294.3	1.01	89.09
60.0-61.0	33.2	3.2	297.5	0.96	90.05
61.0-62.0	30.8	3.0	300.5	0.90	90.94
62.0-63.0	28.5	2.8	303.3	0.84	91.78
63.0-64.0	26.3	2.6	305.8	0.78	92.56
64.0-65.0	24.1	2.4	308.2	0.72	93.29
65.0-66.0	22.2	2.2	310.4	0.67	93.96
66.0-67.0	20.3	2.0	312.5	0.62	94.58
67.0-68.0	18.6	1.9	314.4	0.57	95.14
68.0-69.0	16.9	1.7	316.1	0.52	95.67
69.0-70.0	15.2	1.6	317.6	0.47	96.14
70.0-71.0	13.8	1.4	319.1	0.43	96.57
71.0-72.0	12.4	1.3	320.4	0.39	96.96

C Plane (°):0.0-360.0: 45.0
 Test Lab:
 Test Type: TYPE C
 Temperature:
 Operator:

Gamma Plane (°):0.0-180.0:1.0
 Test Device:
 Distance:
 Humidity:
 Inspector:

Zonal Lumen (Continue 2)

Gamma [°]	I _{mean} [cd]	Zonal Flux [lm]	Sum Zonal Flux [lm]	Rel Zonal Flux [%]	Sum Rel Zonal Flux [%]
72.0-73.0	11.2	1.2	321.5	0.35	97.32
73.0-74.0	10.0	1.1	322.6	0.32	97.64
74.0-75.0	9.0	0.9	323.5	0.29	97.92
75.0-76.0	8.0	0.9	324.4	0.26	98.18
76.0-77.0	7.1	0.8	325.2	0.23	98.41
77.0-78.0	6.3	0.7	325.8	0.20	98.62
78.0-79.0	5.4	0.6	326.4	0.18	98.79
79.0-80.0	4.6	0.5	326.9	0.15	98.94
80.0-81.0	3.8	0.4	327.3	0.13	99.07
81.0-82.0	3.0	0.3	327.7	0.10	99.17
82.0-83.0	2.3	0.3	327.9	0.08	99.24
83.0-84.0	1.7	0.2	328.1	0.05	99.30
84.0-85.0	1.1	0.1	328.2	0.03	99.33
85.0-86.0	0.5	0.1	328.3	0.02	99.35
86.0-87.0	0.1	0.0	328.3	0.00	99.36
87.0-88.0	0.0	0.0	328.3	0.00	99.36
88.0-89.0	0.0	0.0	328.3	0.00	99.36
89.0-90.0	0.0	0.0	328.3	0.00	99.36
90.0-91.0	0.0	0.0	328.3	0.00	99.36
91.0-92.0	0.0	0.0	328.3	0.00	99.36
92.0-93.0	0.0	0.0	328.3	0.00	99.36
93.0-94.0	0.0	0.0	328.3	0.00	99.36
94.0-95.0	0.0	0.0	328.3	0.00	99.36
95.0-96.0	0.0	0.0	328.3	0.00	99.36
96.0-97.0	0.0	0.0	328.3	0.00	99.36
97.0-98.0	0.0	0.0	328.3	0.00	99.36
98.0-99.0	0.0	0.0	328.3	0.00	99.36
99.0-100.0	0.0	0.0	328.3	0.00	99.36
100.0-101.0	0.0	0.0	328.3	0.00	99.36
101.0-102.0	0.0	0.0	328.3	0.00	99.36
102.0-103.0	0.0	0.0	328.3	0.00	99.36
103.0-104.0	0.0	0.0	328.3	0.00	99.36
104.0-105.0	0.0	0.0	328.3	0.00	99.36
105.0-106.0	0.0	0.0	328.3	0.00	99.36
106.0-107.0	0.0	0.0	328.3	0.00	99.36
107.0-108.0	0.0	0.0	328.3	0.00	99.36

C Plane (°):0.0-360.0: 45.0
 Test Lab:
 Test Type: TYPE C
 Temperature:
 Operator:

Gamma Plane (°):0.0-180.0:1.0
 Test Device:
 Distance:
 Humidity:
 Inspector:

Zonal Lumen (Continue 3)

Gamma [°]	I _{mean} [cd]	Zonal Flux [lm]	Sum Zonal Flux [lm]	Rel Zonal Flux [%]	Sum Rel Zonal Flux [%]
108.0-109.0	0.0	0.0	328.3	0.00	99.36
109.0-110.0	0.0	0.0	328.3	0.00	99.36
110.0-111.0	0.0	0.0	328.3	0.00	99.36
111.0-112.0	0.0	0.0	328.3	0.00	99.36
112.0-113.0	0.0	0.0	328.3	0.00	99.36
113.0-114.0	0.0	0.0	328.3	0.00	99.36
114.0-115.0	0.0	0.0	328.3	0.00	99.36
115.0-116.0	0.0	0.0	328.3	0.00	99.36
116.0-117.0	0.0	0.0	328.3	0.00	99.36
117.0-118.0	0.1	0.0	328.3	0.00	99.36
118.0-119.0	0.1	0.0	328.3	0.00	99.36
119.0-120.0	0.2	0.0	328.3	0.00	99.37
120.0-121.0	0.2	0.0	328.3	0.01	99.38
121.0-122.0	0.2	0.0	328.4	0.01	99.38
122.0-123.0	0.2	0.0	328.4	0.01	99.39
123.0-124.0	0.3	0.0	328.4	0.01	99.40
124.0-125.0	0.3	0.0	328.4	0.01	99.40
125.0-126.0	0.3	0.0	328.5	0.01	99.41
126.0-127.0	0.3	0.0	328.5	0.01	99.42
127.0-128.0	0.4	0.0	328.5	0.01	99.43
128.0-129.0	0.4	0.0	328.5	0.01	99.44
129.0-130.0	0.4	0.0	328.6	0.01	99.45
130.0-131.0	0.4	0.0	328.6	0.01	99.46
131.0-132.0	0.5	0.0	328.7	0.01	99.47
132.0-133.0	0.5	0.0	328.7	0.01	99.48
133.0-134.0	0.5	0.0	328.7	0.01	99.50
134.0-135.0	0.5	0.0	328.8	0.01	99.51
135.0-136.0	0.6	0.0	328.8	0.01	99.52
136.0-137.0	0.6	0.0	328.9	0.01	99.53
137.0-138.0	0.6	0.0	328.9	0.01	99.55
138.0-139.0	0.6	0.0	329.0	0.01	99.56
139.0-140.0	0.7	0.0	329.0	0.01	99.58
140.0-141.0	0.7	0.0	329.0	0.01	99.59
141.0-142.0	0.7	0.0	329.1	0.01	99.60
142.0-143.0	0.7	0.0	329.1	0.01	99.62
143.0-144.0	0.7	0.0	329.2	0.01	99.63

C Plane (°):0.0-360.0: 45.0
 Test Lab:
 Test Type: TYPE C
 Temperature:
 Operator:

Gamma Plane (°):0.0-180.0:1.0
 Test Device:
 Distance:
 Humidity:
 Inspector:

Zonal Lumen (Continue 4)

Gamma [°]	I _{mean} [cd]	Zonal Flux [lm]	Sum Zonal Flux [lm]	Rel Zonal Flux [%]	Sum Rel Zonal Flux [%]
144.0-145.0	0.8	0.0	329.2	0.01	99.65
145.0-146.0	0.8	0.0	329.3	0.01	99.66
146.0-147.0	0.8	0.0	329.3	0.01	99.68
147.0-148.0	0.8	0.0	329.4	0.01	99.69
148.0-149.0	0.9	0.0	329.4	0.01	99.71
149.0-150.0	0.9	0.0	329.5	0.01	99.72
150.0-151.0	0.9	0.0	329.5	0.01	99.74
151.0-152.0	0.9	0.0	329.6	0.01	99.75
152.0-153.0	0.9	0.0	329.6	0.01	99.77
153.0-154.0	1.0	0.0	329.7	0.01	99.78
154.0-155.0	1.0	0.0	329.7	0.01	99.80
155.0-156.0	1.0	0.0	329.8	0.01	99.81
156.0-157.0	1.0	0.0	329.8	0.01	99.82
157.0-158.0	1.1	0.0	329.9	0.01	99.84
158.0-159.0	1.1	0.0	329.9	0.01	99.85
159.0-160.0	1.1	0.0	329.9	0.01	99.86
160.0-161.0	1.1	0.0	330.0	0.01	99.87
161.0-162.0	1.1	0.0	330.0	0.01	99.89
162.0-163.0	1.2	0.0	330.1	0.01	99.90
163.0-164.0	1.2	0.0	330.1	0.01	99.91
164.0-165.0	1.2	0.0	330.1	0.01	99.92
165.0-166.0	1.2	0.0	330.2	0.01	99.93
166.0-167.0	1.2	0.0	330.2	0.01	99.94
167.0-168.0	1.2	0.0	330.2	0.01	99.95
168.0-169.0	1.2	0.0	330.3	0.01	99.96
169.0-170.0	1.3	0.0	330.3	0.01	99.96
170.0-171.0	1.3	0.0	330.3	0.01	99.97
171.0-172.0	1.3	0.0	330.3	0.01	99.98
172.0-173.0	1.3	0.0	330.3	0.01	99.98
173.0-174.0	1.3	0.0	330.4	0.00	99.99
174.0-175.0	1.3	0.0	330.4	0.00	99.99
175.0-176.0	1.3	0.0	330.4	0.00	99.99
176.0-177.0	1.3	0.0	330.4	0.00	100.00
177.0-178.0	1.3	0.0	330.4	0.00	100.00
178.0-179.0	1.3	0.0	330.4	0.00	100.00
179.0-180.0	1.3	0.0	330.4	0.00	100.00

C Plane (°):0.0-360.0: 45.0
 Test Lab:
 Test Type: TYPE C
 Temperature:
 Operator:

Gamma Plane (°):0.0-180.0:1.0
 Test Device:
 Distance:
 Humidity:
 Inspector:

Candlepower Table

Unit: cd

G\C	C0.0	C45.0	C90.0	C135.0	C180.0	C225.0	C270.0	C315.0	C360.0	
G0.0	150.1	148.5	147.5	146.6	150.1	148.5	147.5	146.6	150.1	
G1.0	149.7	148.6	147.4	146.6	150.3	148.9	147.5	146.5	149.7	
G2.0	149.5	148.4	147.2	146.3	150.3	149.1	147.5	146.1	149.5	
G3.0	149.0	147.8	147.2	145.9	150.4	148.8	147.3	146.0	149.0	
G4.0	148.8	147.5	146.7	146.1	150.3	148.9	147.6	146.1	148.8	
G5.0	148.4	147.1	146.4	146.1	150.1	149.0	148.0	145.9	148.4	
G6.0	147.8	146.7	146.0	146.3	150.0	149.0	147.6	145.6	147.8	
G7.0	147.7	146.5	145.5	145.9	149.7	148.8	147.1	145.1	147.7	
G8.0	147.6	146.0	145.2	145.7	149.4	148.5	146.8	145.0	147.6	
G9.0	147.1	145.4	144.5	145.2	149.3	148.1	146.6	144.5	147.1	
G10.0	146.5	144.8	143.9	144.9	148.6	147.7	146.4	143.8	146.5	
G11.0	145.7	144.0	143.4	144.2	148.3	146.8	146.1	143.4	145.7	
G12.0	145.1	143.5	142.8	143.5	148.2	146.0	145.2	143.0	145.1	
G13.0	144.9	143.0	142.2	142.9	147.6	145.5	144.8	142.4	144.9	
G14.0	144.4	142.3	141.4	141.9	147.2	145.1	143.8	141.8	144.4	
G15.0	143.7	141.9	140.6	141.3	146.5	144.4	143.2	141.1	143.7	
G16.0	142.8	141.5	139.9	140.6	145.5	143.8	142.6	140.2	142.8	
G17.0	142.3	140.7	138.9	140.1	144.7	143.0	141.9	139.2	142.3	
G18.0	142.1	140.3	137.9	139.2	143.6	142.0	140.7	138.6	142.1	
G19.0	141.4	139.7	137.1	138.2	142.4	141.0	139.6	137.9	141.4	
G20.0	140.3	139.1	136.0	137.1	141.3	139.6	138.7	136.6	140.3	
G21.0	139.5	138.6	134.7	135.6	140.4	138.3	137.6	135.5	139.5	
G22.0	138.5	137.8	133.6	134.2	139.3	137.1	136.7	134.6	138.5	
G23.0	137.6	136.7	132.5	132.8	137.7	135.7	135.8	133.9	137.6	
G24.0	136.2	135.6	131.6	131.4	135.9	134.0	134.8	132.6	136.2	
G25.0	134.6	134.3	130.6	130.3	134.4	132.4	133.5	131.2	134.6	
G26.0	133.0	132.7	129.1	128.9	132.9	130.9	132.0	129.6	133.0	
G27.0	131.5	131.3	127.7	127.2	130.9	129.1	130.6	128.1	131.5	
G28.0	129.6	129.6	126.2	125.8	129.3	127.2	128.7	126.9	129.6	
G29.0	127.6	127.8	124.7	124.1	127.8	125.3	126.8	125.5	127.6	
G30.0	125.4	125.8	123.4	122.0	126.3	123.7	125.3	124.1	125.4	
G31.0	123.0	123.7	121.9	120.2	125.0	122.1	123.7	122.1	123.0	
G32.0	121.0	121.6	120.1	118.2	123.0	120.2	121.7	120.3	121.0	
G33.0	118.7	119.6	118.1	116.2	121.4	118.4	119.8	118.3	118.7	
G34.0	116.5	117.6	116.0	114.4	119.5	116.2	118.4	116.5	116.5	
G35.0	114.4	115.7	114.3	112.6	117.3	114.2	116.3	114.2	114.4	
G36.0	112.1	114.0	112.0	110.5	115.3	112.1	113.6	111.9	112.1	

C Plane (°):0.0-360.0: 45.0
 Test Lab:
 Test Type: TYPE C
 Temperature:
 Operator:

Gamma Plane (°):0.0-180.0:1.0
 Test Device:
 Distance:
 Humidity:
 Inspector:

Candlepower Table (Continue 1)

Unit: cd

G\C	C0.0	C45.0	C90.0	C135.0	C180.0	C225.0	C270.0	C315.0	C360.0	
G37.0	109.3	112.3	109.8	108.1	113.2	109.2	111.1	109.4	109.3	
G38.0	106.1	110.3	107.6	105.8	111.4	106.4	108.3	107.0	106.1	
G39.0	103.3	108.1	104.9	103.6	109.3	103.5	105.5	104.3	103.3	
G40.0	100.7	105.6	102.0	101.0	106.8	100.4	102.0	101.3	100.7	
G41.0	97.3	102.7	98.9	98.0	103.3	97.3	98.7	97.4	97.3	
G42.0	93.5	98.8	95.6	94.7	99.9	93.9	95.4	93.8	93.5	
G43.0	89.7	95.2	92.6	91.5	96.2	90.5	91.3	89.9	89.7	
G44.0	85.8	91.5	89.3	88.4	92.7	86.7	87.8	86.0	85.8	
G45.0	81.9	87.4	85.7	84.9	88.4	82.9	83.3	82.0	81.9	
G46.0	77.8	83.6	81.5	81.3	84.4	78.9	79.6	77.7	77.8	
G47.0	73.8	79.4	77.3	77.2	80.7	74.9	75.7	73.4	73.8	
G48.0	69.9	75.4	72.9	73.1	77.0	70.8	71.7	69.3	69.9	
G49.0	65.8	71.0	68.9	68.8	72.7	66.3	67.2	65.0	65.8	
G50.0	61.8	67.1	65.1	64.9	68.8	62.3	63.3	61.5	61.8	
G51.0	58.3	63.2	61.0	61.1	65.0	58.6	59.6	57.7	58.3	
G52.0	54.8	59.3	57.6	57.6	61.3	55.2	56.1	54.5	54.8	
G53.0	51.6	55.7	54.3	54.4	57.4	51.7	52.4	51.0	51.6	
G54.0	47.9	52.0	51.2	50.9	53.7	48.9	49.1	48.1	47.9	
G55.0	45.1	48.8	47.9	47.9	50.3	46.2	46.1	45.4	45.1	
G56.0	42.3	45.7	45.0	44.9	47.1	43.5	42.8	42.2	42.3	
G57.0	40.0	42.7	42.4	42.2	43.9	41.2	40.2	39.8	40.0	
G58.0	37.7	39.5	39.6	39.4	40.7	38.7	37.6	36.9	37.7	
G59.0	35.5	36.8	37.4	36.9	37.9	36.8	35.4	34.8	35.5	
G60.0	33.3	34.4	34.9	34.6	35.3	35.5	33.4	32.7	33.3	
G61.0	30.9	31.8	32.5	32.3	32.7	33.7	31.4	30.8	30.9	
G62.0	28.1	29.7	30.3	30.2	30.1	30.5	29.7	28.4	28.1	
G63.0	25.7	27.7	28.1	28.2	28.0	27.3	27.6	26.2	25.7	
G64.0	23.4	25.7	26.2	26.2	26.1	24.5	25.4	24.2	23.4	
G65.0	21.2	23.9	24.2	24.2	24.1	22.0	23.2	21.9	21.2	
G66.0	19.4	22.0	22.3	22.1	22.3	20.0	21.3	20.3	19.4	
G67.0	17.5	20.3	20.3	20.3	20.6	18.2	19.5	18.7	17.5	
G68.0	16.0	18.6	18.6	18.5	18.9	16.5	17.3	17.0	16.0	
G69.0	14.7	17.0	17.0	16.9	17.1	14.9	15.5	15.1	14.7	
G70.0	13.2	15.3	15.3	15.2	15.6	13.6	13.9	13.6	13.2	
G71.0	11.9	13.9	14.0	13.8	14.2	12.3	12.4	12.2	11.9	
G72.0	10.7	12.5	12.7	12.5	12.9	11.1	11.0	10.9	10.7	
G73.0	9.6	11.2	11.4	11.3	11.5	10.0	9.9	9.8	9.6	

C Plane (°):0.0-360.0: 45.0
 Test Lab:
 Test Type: TYPE C
 Temperature:
 Operator:

Gamma Plane (°):0.0-180.0:1.0
 Test Device:
 Distance:
 Humidity:
 Inspector:

Candlepower Table (Continue 2)

Unit: cd

G\C	C0.0	C45.0	C90.0	C135.0	C180.0	C225.0	C270.0	C315.0	C360.0	
G74.0	8.6	10.0	10.1	10.1	10.4	8.9	9.0	8.7	8.6	
G75.0	7.7	8.9	9.1	9.1	9.4	8.0	8.0	7.8	7.7	
G76.0	6.9	8.0	8.1	8.1	8.4	7.1	7.1	7.0	6.9	
G77.0	6.1	7.1	7.2	7.2	7.4	6.3	6.2	6.1	6.1	
G78.0	5.2	6.2	6.4	6.3	6.6	5.4	5.4	5.2	5.2	
G79.0	4.4	5.4	5.5	5.5	5.7	4.7	4.6	4.5	4.4	
G80.0	3.7	4.5	4.7	4.7	4.8	3.9	3.7	3.7	3.7	
G81.0	3.0	3.7	3.9	3.9	3.9	3.1	3.0	2.9	3.0	
G82.0	2.2	2.9	3.2	3.1	3.2	2.4	2.3	2.2	2.2	
G83.0	1.6	2.2	2.4	2.3	2.4	1.7	1.6	1.6	1.6	
G84.0	1.0	1.6	1.7	1.7	1.7	1.1	1.0	1.0	1.0	
G85.0	0.5	1.0	1.1	1.1	1.0	0.5	0.5	0.5	0.5	
G86.0	0.1	0.4	0.6	0.5	0.5	0.0	0.0	0.0	0.1	
G87.0	0.0	0.0	0.0	0.0	0.0	0.0	0.0	0.0	0.0	
G88.0	0.0	0.0	0.0	0.0	0.0	0.0	0.0	0.0	0.0	
G89.0	0.0	0.0	0.0	0.0	0.0	0.0	0.0	0.0	0.0	
G90.0	0.0	0.0	0.0	0.0	0.0	0.0	0.0	0.0	0.0	
G91.0	0.0	0.0	0.0	0.0	0.0	0.0	0.0	0.0	0.0	
G92.0	0.0	0.0	0.0	0.0	0.0	0.0	0.0	0.0	0.0	
G93.0	0.0	0.0	0.0	0.0	0.0	0.0	0.0	0.0	0.0	
G94.0	0.0	0.0	0.0	0.0	0.0	0.0	0.0	0.0	0.0	
G95.0	0.0	0.0	0.0	0.0	0.0	0.0	0.0	0.0	0.0	
G96.0	0.0	0.0	0.0	0.0	0.0	0.0	0.0	0.0	0.0	
G97.0	0.0	0.0	0.0	0.0	0.0	0.0	0.0	0.0	0.0	
G98.0	0.0	0.0	0.0	0.0	0.0	0.0	0.0	0.0	0.0	
G99.0	0.0	0.0	0.0	0.0	0.0	0.0	0.0	0.0	0.0	
G100.0	0.0	0.0	0.0	0.0	0.0	0.0	0.0	0.0	0.0	
G101.0	0.0	0.0	0.0	0.0	0.0	0.0	0.0	0.0	0.0	
G102.0	0.0	0.0	0.0	0.0	0.0	0.0	0.0	0.0	0.0	
G103.0	0.0	0.0	0.0	0.0	0.0	0.0	0.0	0.0	0.0	
G104.0	0.0	0.0	0.0	0.0	0.0	0.0	0.0	0.0	0.0	
G105.0	0.0	0.0	0.0	0.0	0.0	0.0	0.0	0.0	0.0	
G106.0	0.0	0.0	0.0	0.0	0.0	0.0	0.0	0.0	0.0	
G107.0	0.0	0.0	0.0	0.0	0.0	0.0	0.0	0.0	0.0	
G108.0	0.0	0.0	0.0	0.0	0.0	0.0	0.0	0.0	0.0	
G109.0	0.0	0.0	0.0	0.0	0.0	0.0	0.0	0.0	0.0	
G110.0	0.0	0.0	0.0	0.0	0.0	0.0	0.0	0.0	0.0	

C Plane (°):0.0-360.0: 45.0
 Test Lab:
 Test Type: TYPE C
 Temperature:
 Operator:

Gamma Plane (°):0.0-180.0:1.0
 Test Device:
 Distance:
 Humidity:
 Inspector:

Candlepower Table (Continue 3)

Unit: cd

G\C	C0.0	C45.0	C90.0	C135.0	C180.0	C225.0	C270.0	C315.0	C360.0	
G111.0	0.0	0.0	0.0	0.0	0.0	0.0	0.0	0.0	0.0	
G112.0	0.0	0.0	0.0	0.0	0.0	0.0	0.0	0.0	0.0	
G113.0	0.0	0.0	0.0	0.0	0.0	0.0	0.0	0.0	0.0	
G114.0	0.0	0.0	0.0	0.0	0.0	0.0	0.0	0.0	0.0	
G115.0	0.0	0.0	0.0	0.0	0.0	0.0	0.0	0.0	0.0	
G116.0	0.1	0.0	0.0	0.0	0.0	0.0	0.1	0.0	0.1	
G117.0	0.2	0.0	0.0	0.0	0.1	0.1	0.1	0.0	0.2	
G118.0	0.2	0.1	0.1	0.1	0.1	0.1	0.1	0.1	0.2	
G119.0	0.2	0.2	0.1	0.1	0.1	0.2	0.1	0.2	0.2	
G120.0	0.2	0.2	0.2	0.2	0.2	0.2	0.2	0.2	0.2	
G121.0	0.2	0.2	0.2	0.2	0.2	0.2	0.2	0.2	0.2	
G122.0	0.3	0.2	0.2	0.2	0.2	0.2	0.2	0.2	0.3	
G123.0	0.3	0.2	0.2	0.3	0.2	0.3	0.2	0.2	0.3	
G124.0	0.3	0.3	0.3	0.3	0.3	0.3	0.3	0.3	0.3	
G125.0	0.4	0.3	0.3	0.3	0.3	0.3	0.3	0.3	0.4	
G126.0	0.4	0.3	0.3	0.3	0.3	0.3	0.3	0.3	0.4	
G127.0	0.4	0.3	0.4	0.3	0.3	0.3	0.3	0.3	0.4	
G128.0	0.4	0.4	0.4	0.4	0.3	0.3	0.4	0.4	0.4	
G129.0	0.4	0.4	0.4	0.4	0.4	0.4	0.4	0.4	0.4	
G130.0	0.5	0.4	0.4	0.4	0.4	0.4	0.4	0.4	0.5	
G131.0	0.5	0.4	0.4	0.4	0.5	0.4	0.5	0.4	0.5	
G132.0	0.5	0.5	0.5	0.5	0.5	0.4	0.5	0.5	0.5	
G133.0	0.5	0.5	0.5	0.5	0.5	0.5	0.5	0.5	0.5	
G134.0	0.6	0.5	0.5	0.5	0.5	0.5	0.5	0.5	0.6	
G135.0	0.6	0.6	0.5	0.5	0.5	0.5	0.6	0.5	0.6	
G136.0	0.6	0.6	0.6	0.6	0.6	0.6	0.6	0.6	0.6	
G137.0	0.6	0.6	0.6	0.6	0.6	0.6	0.6	0.6	0.6	
G138.0	0.7	0.6	0.6	0.6	0.6	0.6	0.6	0.6	0.7	
G139.0	0.7	0.6	0.6	0.6	0.6	0.6	0.6	0.6	0.7	
G140.0	0.7	0.7	0.7	0.6	0.7	0.6	0.7	0.6	0.7	
G141.0	0.7	0.7	0.7	0.7	0.7	0.7	0.7	0.7	0.7	
G142.0	0.8	0.7	0.7	0.7	0.7	0.7	0.7	0.7	0.8	
G143.0	0.8	0.7	0.7	0.7	0.7	0.7	0.7	0.7	0.8	
G144.0	0.8	0.8	0.8	0.7	0.7	0.8	0.8	0.7	0.8	
G145.0	0.8	0.8	0.8	0.8	0.8	0.8	0.8	0.8	0.8	
G146.0	0.8	0.8	0.8	0.8	0.8	0.8	0.8	0.8	0.8	
G147.0	0.9	0.8	0.8	0.8	0.8	0.8	0.8	0.8	0.9	

C Plane (°):0.0-360.0: 45.0
 Test Lab:
 Test Type: TYPE C
 Temperature:
 Operator:

Gamma Plane (°):0.0-180.0:1.0
 Test Device:
 Distance:
 Humidity:
 Inspector:

Candlepower Table (Continue 4)

Unit: cd

G\C	C0.0	C45.0	C90.0	C135.0	C180.0	C225.0	C270.0	C315.0	C360.0	
G148.0	0.9	0.8	0.9	0.8	0.8	0.9	0.9	0.8	0.9	
G149.0	0.9	0.9	0.9	0.9	0.9	0.9	0.9	0.8	0.9	
G150.0	1.0	0.9	0.9	0.9	0.9	0.9	0.9	0.9	1.0	
G151.0	1.0	0.9	0.9	0.9	0.9	0.9	0.9	0.9	1.0	
G152.0	1.0	0.9	0.9	0.9	0.9	0.9	0.9	0.9	1.0	
G153.0	1.0	1.0	0.9	0.9	1.0	0.9	1.0	0.9	1.0	
G154.0	1.0	1.0	1.0	1.0	1.0	1.0	1.0	1.0	1.0	
G155.0	1.0	1.0	1.0	1.0	1.0	1.0	1.0	1.0	1.0	
G156.0	1.1	1.0	1.0	1.0	1.0	1.0	1.0	1.0	1.1	
G157.0	1.1	1.1	1.0	1.0	1.1	1.0	1.1	1.0	1.1	
G158.0	1.1	1.1	1.0	1.0	1.1	1.0	1.1	1.0	1.1	
G159.0	1.1	1.1	1.1	1.1	1.1	1.1	1.1	1.1	1.1	
G160.0	1.1	1.1	1.1	1.1	1.1	1.1	1.1	1.1	1.1	
G161.0	1.2	1.1	1.1	1.1	1.1	1.1	1.1	1.1	1.2	
G162.0	1.2	1.1	1.2	1.1	1.1	1.1	1.1	1.1	1.2	
G163.0	1.2	1.1	1.2	1.1	1.1	1.1	1.2	1.1	1.2	
G164.0	1.2	1.2	1.2	1.1	1.2	1.2	1.2	1.1	1.2	
G165.0	1.2	1.2	1.2	1.2	1.2	1.2	1.2	1.2	1.2	
G166.0	1.2	1.2	1.2	1.2	1.2	1.2	1.2	1.2	1.2	
G167.0	1.3	1.2	1.2	1.2	1.2	1.2	1.2	1.2	1.3	
G168.0	1.3	1.2	1.2	1.2	1.2	1.2	1.2	1.2	1.3	
G169.0	1.3	1.2	1.3	1.2	1.3	1.2	1.3	1.2	1.3	
G170.0	1.3	1.3	1.3	1.2	1.2	1.2	1.3	1.2	1.3	
G171.0	1.3	1.3	1.3	1.2	1.3	1.3	1.3	1.2	1.3	
G172.0	1.3	1.3	1.2	1.3	1.3	1.3	1.3	1.2	1.3	
G173.0	1.3	1.3	1.3	1.3	1.3	1.3	1.3	1.3	1.3	
G174.0	1.3	1.3	1.3	1.3	1.3	1.3	1.3	1.3	1.3	
G175.0	1.3	1.3	1.3	1.3	1.3	1.3	1.3	1.3	1.3	
G176.0	1.3	1.3	1.3	1.3	1.3	1.3	1.4	1.3	1.3	
G177.0	1.3	1.3	1.3	1.3	1.4	1.4	1.3	1.3	1.3	
G178.0	1.4	1.3	1.3	1.3	1.4	1.4	1.3	1.3	1.4	
G179.0	1.3	1.3	1.3	1.3	1.3	1.4	1.3	1.3	1.3	
G180.0	1.3	1.3	1.3	1.3	1.4	1.4	1.4	1.3	1.3	

C Plane (°):0.0-360.0: 45.0
 Test Lab:
 Test Type: TYPE C
 Temperature:
 Operator:

Gamma Plane (°):0.0-180.0:1.0
 Test Device:
 Distance:
 Humidity:
 Inspector: