

Report No.:

Test Time: 2021/12/3 17:00

## Luminaire Property

Luminaire Manufacturer:

Luminaire Description: MS-MR16-3B 5W

Power: 4.14 W

## Photometric Results

IES Classification: Type I

Total Rated Lamp Lumens: 106.6 lm

Efficiency: 100%

Upward Ratio: 1%

Central Intensity: 346.12 cd

Pos of Max. Intensity: H270 V3

Longitudinal Classification: Very Short


Measurement Flux: 106.6 lm

Downward Ratio: 99%

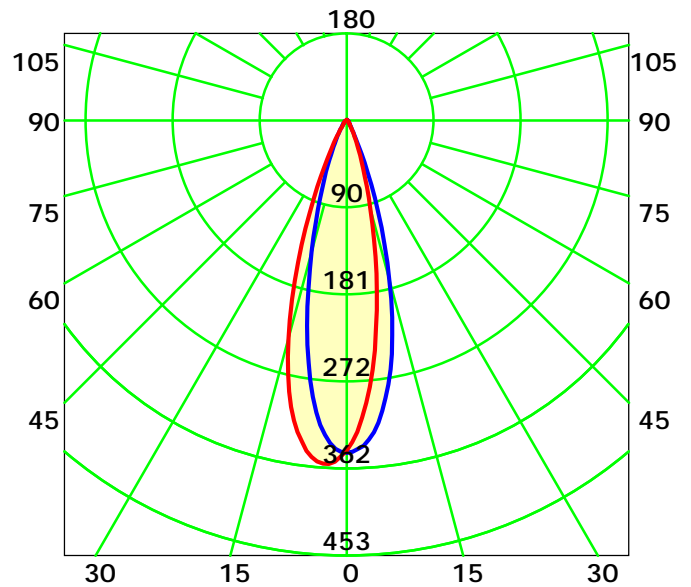
Luminaire Efficacy Rating (LER): 26

Max. Intensity: 358.42 cd

Picture Of Luminaire



Luminous Intensity Distribution Curve



Average Diffuse Angle(50%): 28.3° Unit: cd

— C0-C180 — C90-C270

C Plane (°):0.0-360.0: 45.0

Test Lab:

Test Type: TYPE C

Temperature:

Operator:

Gamma Plane (°):0.0-180.0:1.0

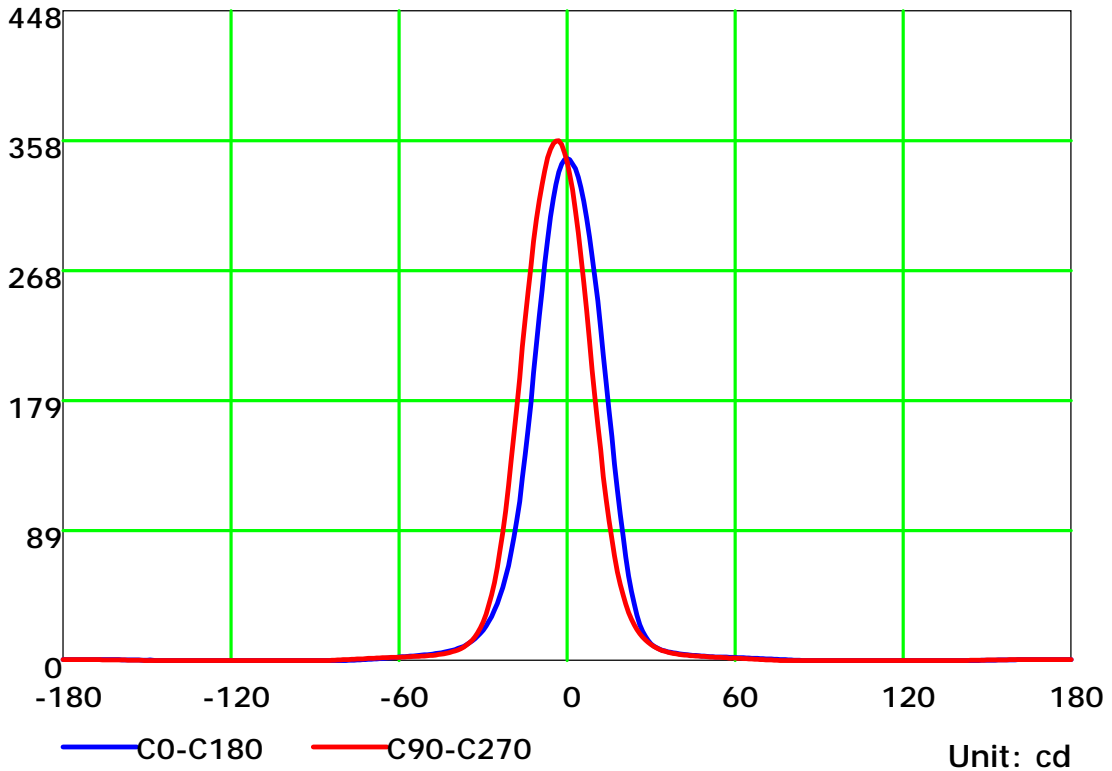
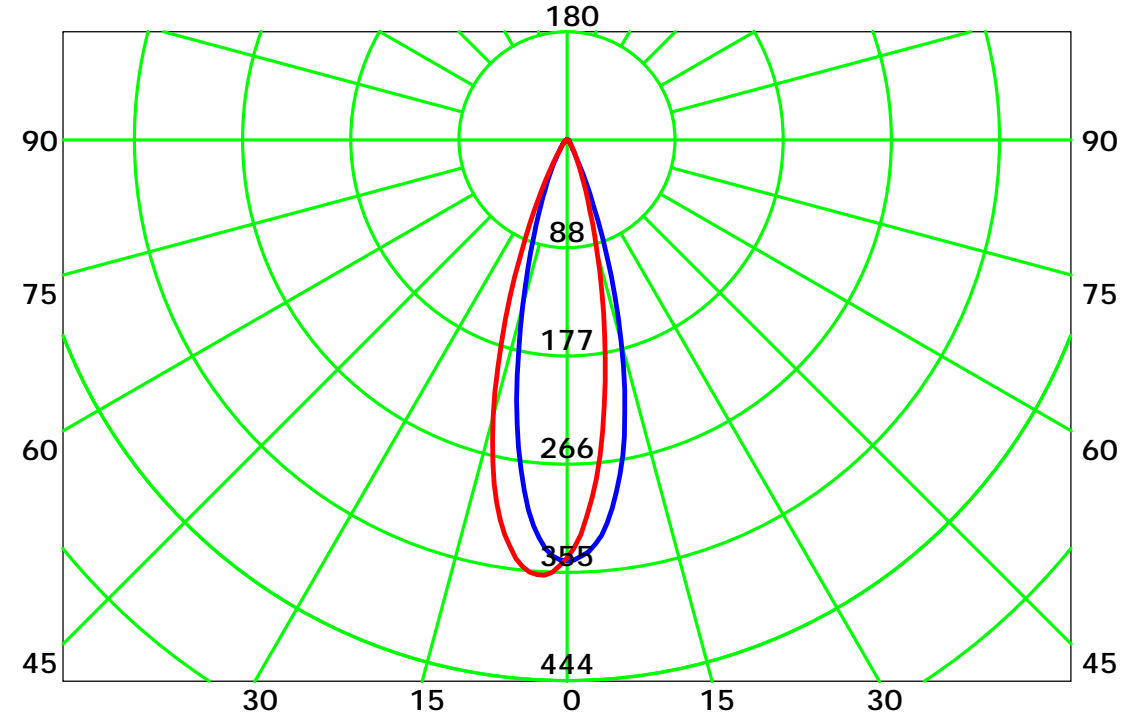
Test Device:

Distance:

Humidity:

Inspector:

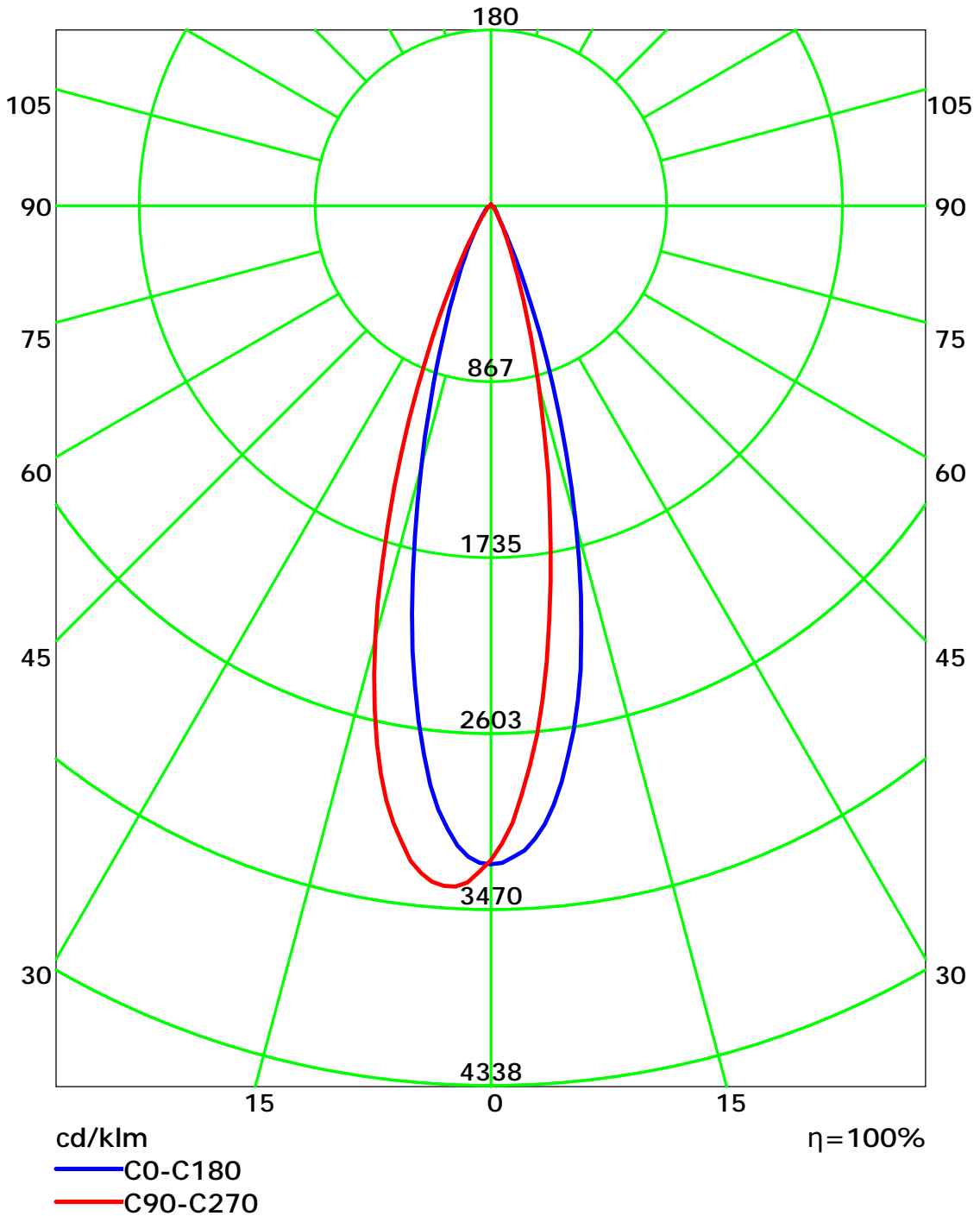
## Luminous Intensity Distribution Curve



C Plane (°):0.0-360.0: 45.0  
 Test Lab:  
 Test Type: TYPE C  
 Temperature:  
 Operator:

Gamma Plane (°):0.0-180.0:1.0  
 Test Device:  
 Distance:  
 Humidity:  
 Inspector:

## Luminous Intensity Distribution Curve(cd/klm)



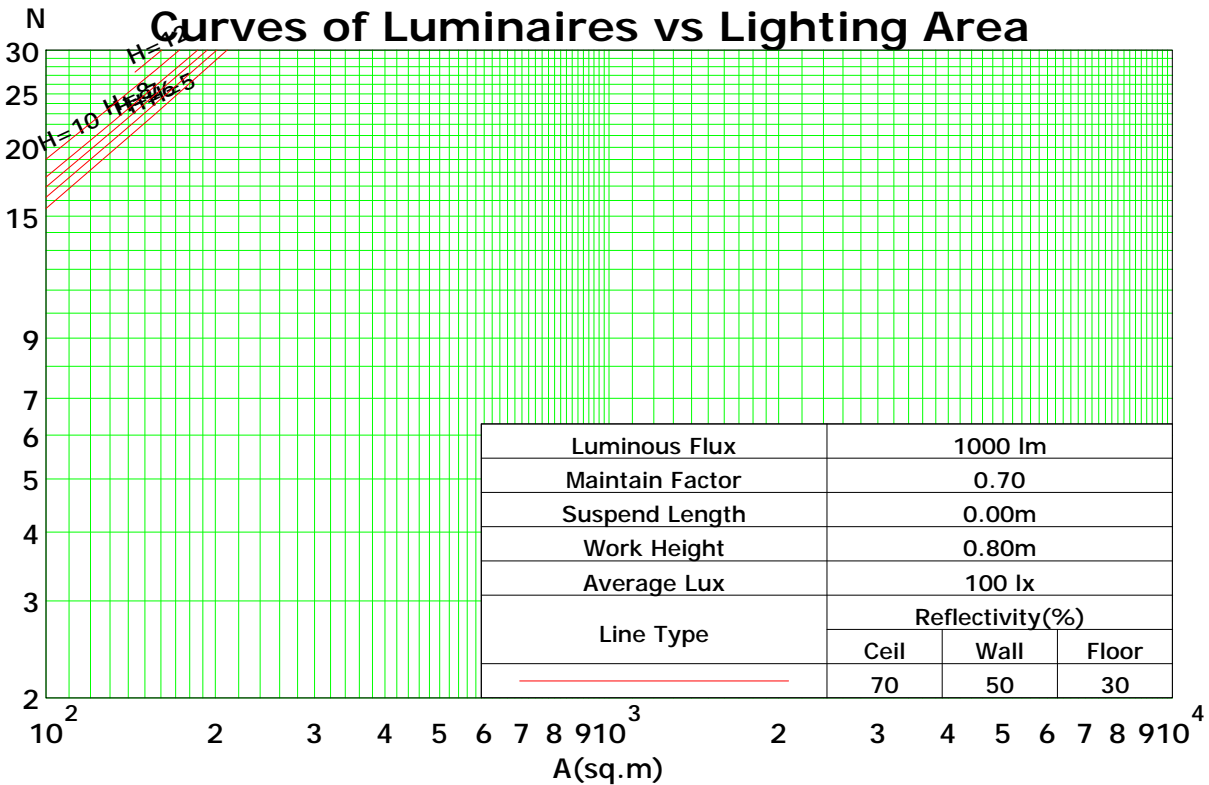
C Plane (°):0.0-360.0: 45.0  
 Test Lab:  
 Test Type: TYPE C  
 Temperature:  
 Operator:

Gamma Plane (°):0.0-180.0:1.0  
 Test Device:  
 Distance:  
 Humidity:  
 Inspector:

### Coefficients Of Utilization - Zonal Cavity Method

RC	0.8	0.8	0.8	0.8	0.7	0.7	0.7	0.7	0.5	0.5	0.5	0.3	0.3	0.3	0.1	0.1	0.1	0
RW	0.7	0.5	0.3	0.1	0.7	0.5	0.3	0.1	0.5	0.3	0.1	0.5	0.3	0.1	0.5	0.3	0.1	0
RCR	RF = 0.2																	
0	119	119	119	119	116	116	116	116	111	111	111	106	106	106	102	102	102	99
1	114	112	109	107	112	109	107	106	105	104	102	101	100	99	98	97	96	94
2	109	105	101	99	107	103	100	97	100	97	95	97	95	93	94	93	91	89
3	105	99	95	92	103	98	94	91	95	92	89	93	90	88	91	88	87	85
4	101	94	90	86	99	93	89	86	91	88	85	89	86	84	87	85	83	81
5	97	90	85	82	96	89	85	81	87	84	80	86	82	80	84	81	79	78
6	94	86	81	78	92	85	81	77	84	80	77	83	79	76	81	78	76	75
7	90	83	78	74	89	82	77	74	81	77	74	80	76	73	79	75	73	72
8	87	80	75	71	86	79	74	71	78	74	71	77	73	71	76	73	70	69
9	85	77	72	69	84	76	72	69	75	71	68	75	71	68	74	70	68	67
10	82	74	69	66	81	74	69	66	73	69	66	72	68	66	71	68	66	65

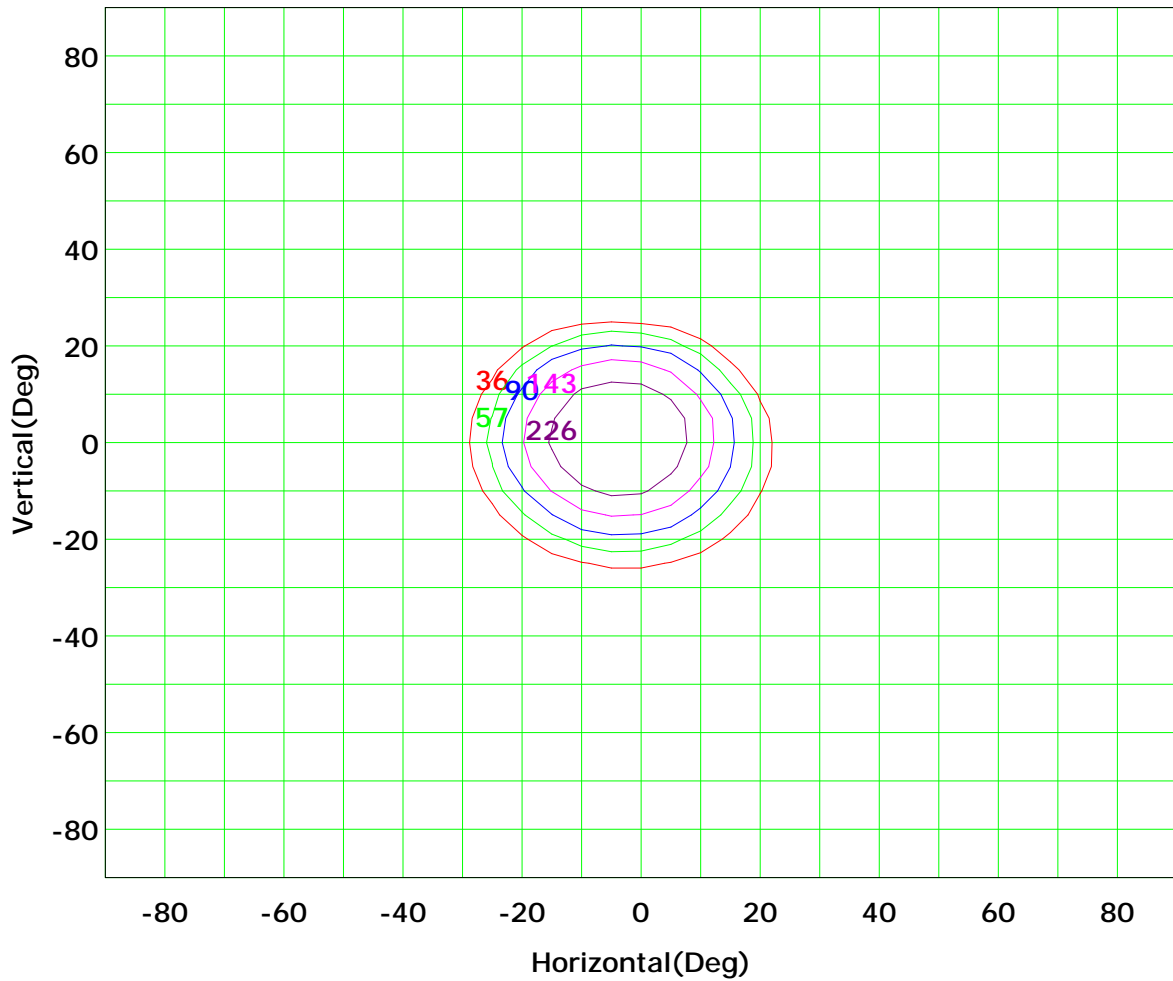
Spacing Criteria (0-180): 0.47  
 Spacing Criteria (90-270): 0.49  
 Spacing Criteria (Diagonal): 0.48



C Plane (°):0.0-360.0: 45.0  
 Test Lab:  
 Test Type: TYPE C  
 Temperature:  
 Operator:

Gamma Plane (°):0.0-180.0:1.0  
 Test Device:  
 Distance:  
 Humidity:  
 Inspector:

## Isocandela (rectangle)



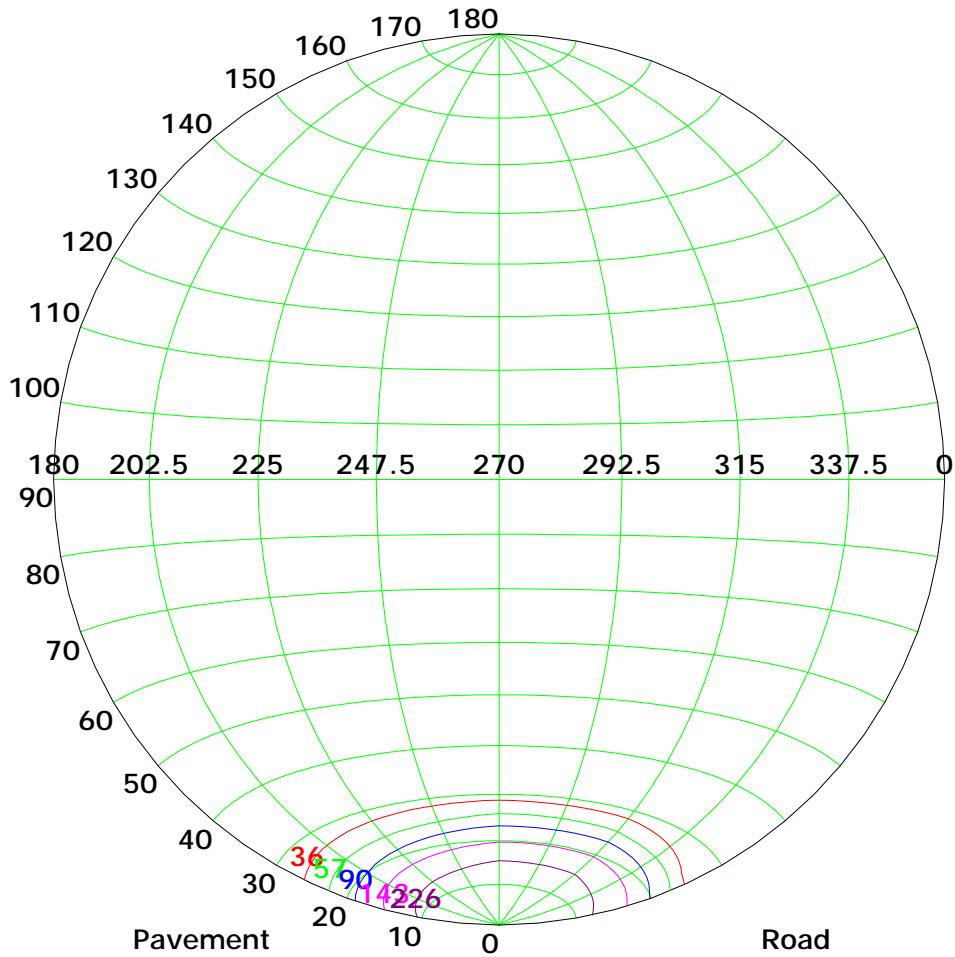
Imax (100%): 358 cd

— ( 10%):	36 cd	— ( 16%):	57 cd
— ( 25%):	90 cd	— ( 40%):	143 cd
— ( 63%):	226 cd	— (100%):	358 cd

C Plane (°):0.0-360.0: 45.0  
 Test Lab:  
 Test Type: TYPE C  
 Temperature:  
 Operator:

Gamma Plane (°):0.0-180.0:1.0  
 Test Device:  
 Distance:  
 Humidity:  
 Inspector:

## Isocandela (sphere)



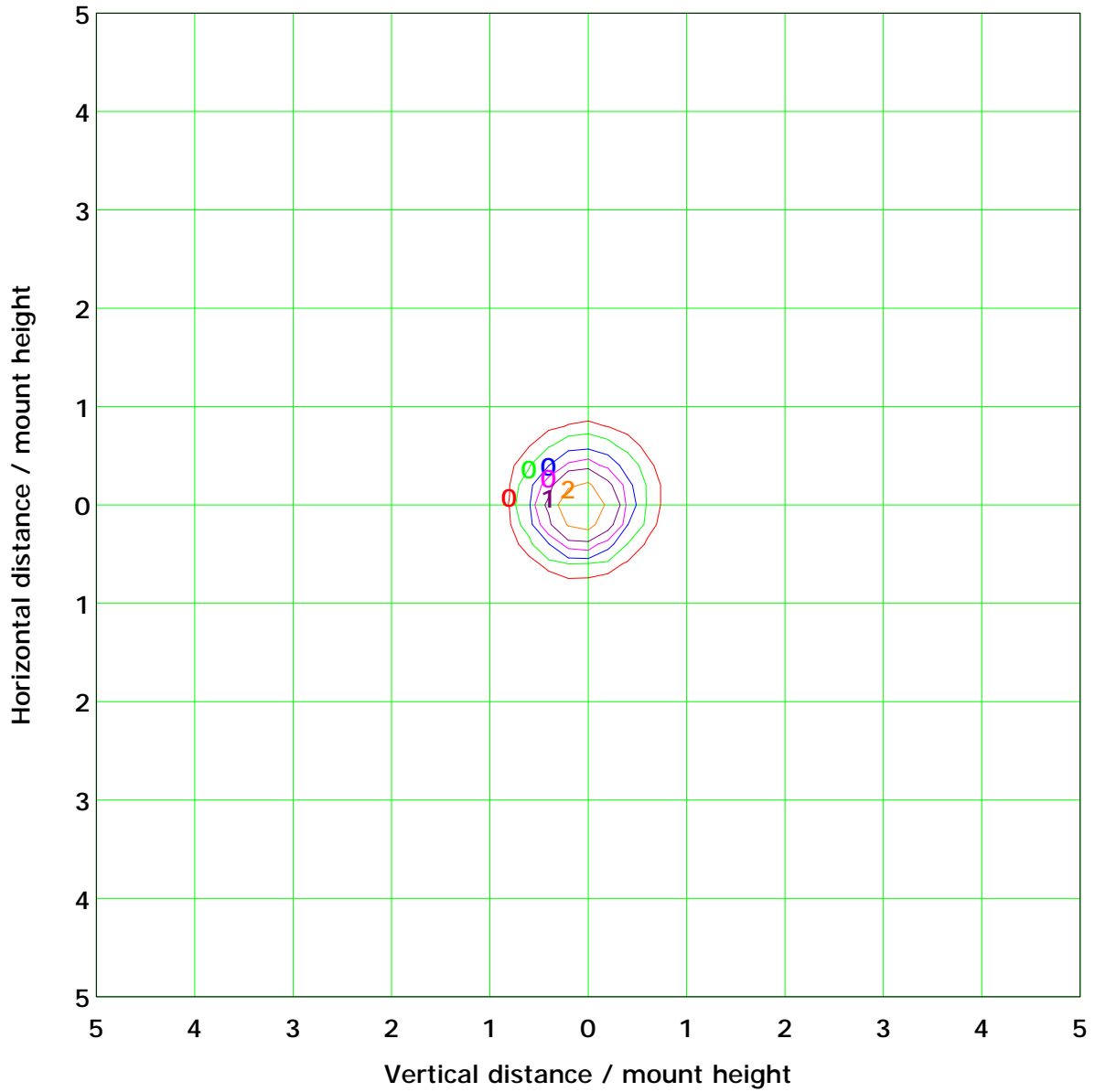
Imax (100%): 358 cd

— ( 10%):	36 cd	— ( 16%):	57 cd
— ( 25%):	90 cd	— ( 40%):	143 cd
— ( 63%):	226 cd	— (100%):	358 cd

C Plane (°):0.0-360.0: 45.0  
Test Lab:  
Test Type: TYPE C  
Temperature:  
Operator:

Gamma Plane (°):0.0-180.0:1.0  
Test Device:  
Distance:  
Humidity:  
Inspector:

### IsoLux Plot



Mounting Height: 10.0m    Max Lux(100%): 3.6 lx

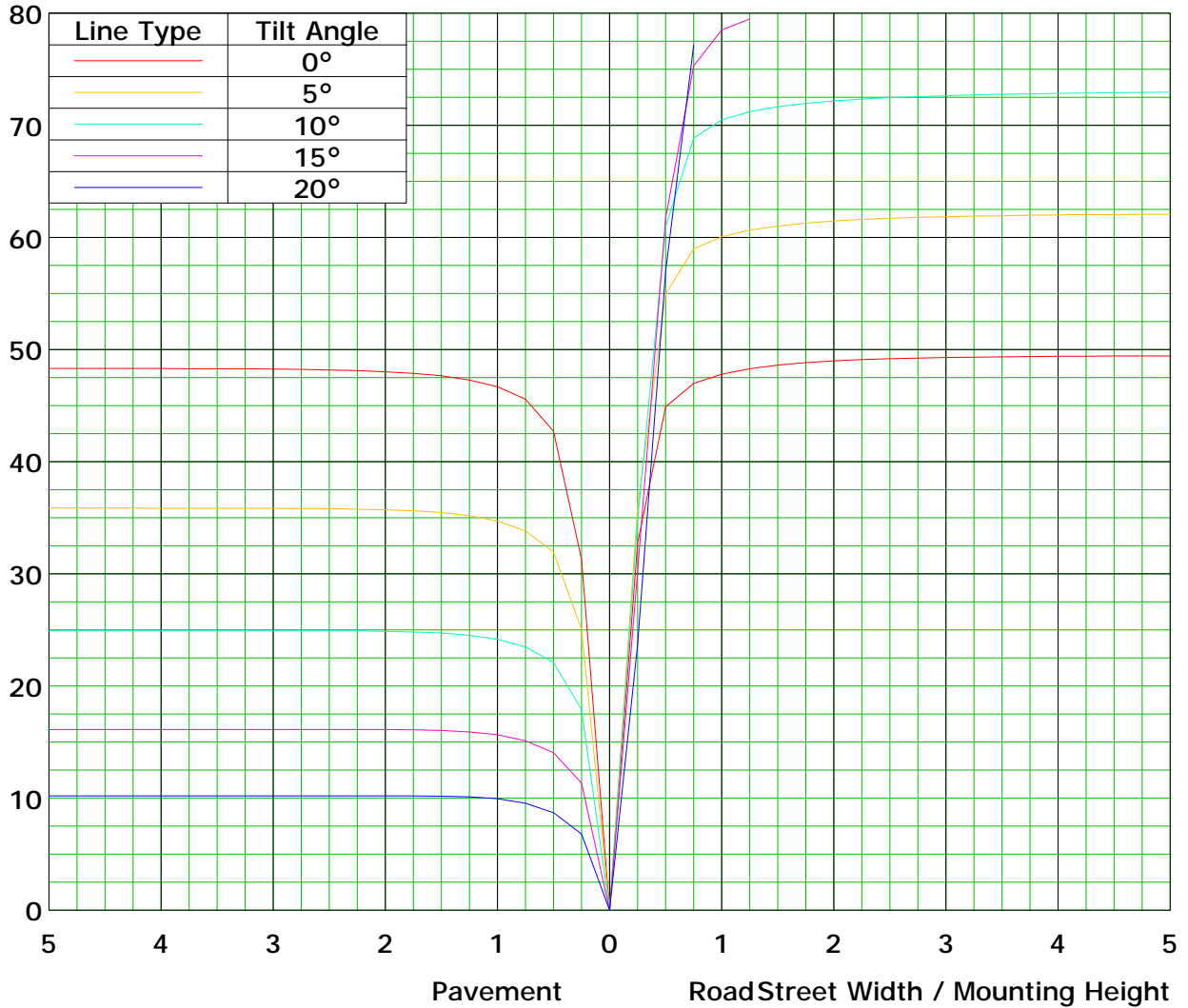
( 1%): 0.0 lx	( 2%): 0.1 lx
( 5%): 0.2 lx	( 10%): 0.4 lx
( 20%): 0.7 lx	( 50%): 1.8 lx
(100%): 3.6 lx	

C Plane (°):0.0-360.0: 45.0  
 Test Lab:  
 Test Type: TYPE C  
 Temperature:  
 Operator:

Gamma Plane (°):0.0-180.0:1.0  
 Test Device:  
 Distance:  
 Humidity:  
 Inspector:

## Roadway CU Curve

Efficiency(%)



C Plane (°):0.0-360.0: 45.0  
 Test Lab:  
 Test Type: TYPE C  
 Temperature:  
 Operator:

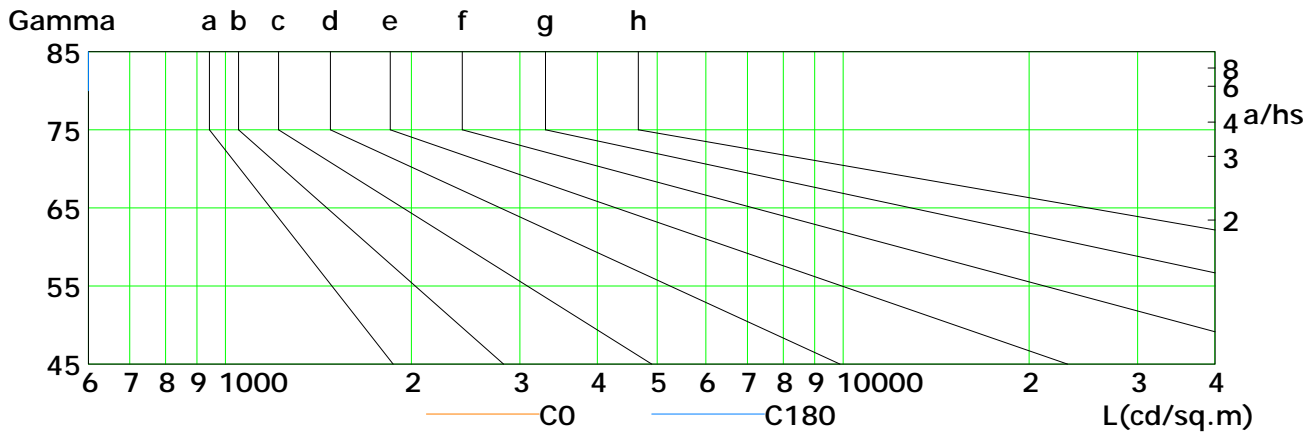
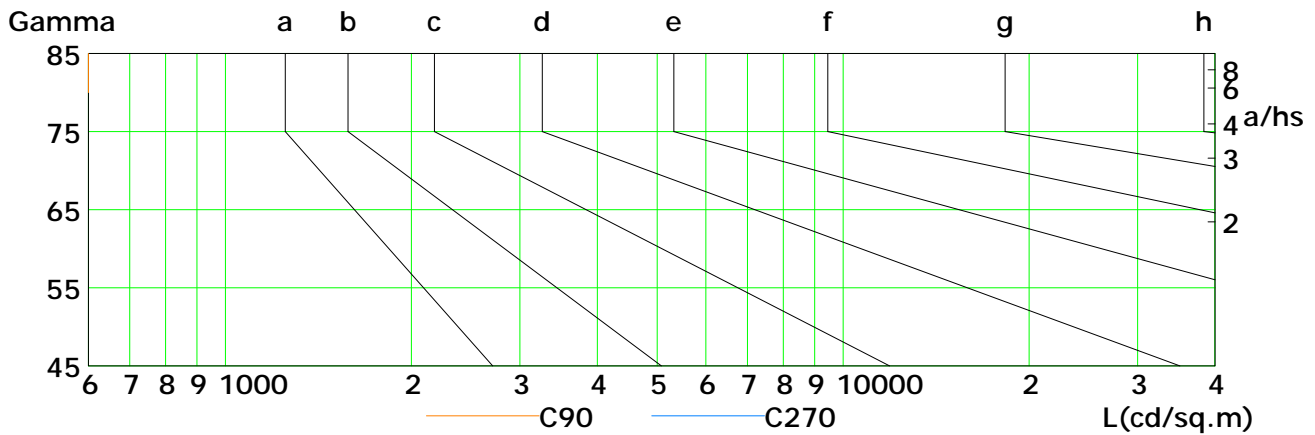
Gamma Plane (°):0.0-180.0:1.0  
 Test Device:  
 Distance:  
 Humidity:  
 Inspector:



### Lum Limit Curve

Dazzle	Quality	Illuminance (lx)							
		2000	1000	500	<=300				
1.15	A	2000	1000	500	<=300				
1.50	B		2000	1000	500	<=300			
1.85	C			2000	1000	500	<=300		
2.20	D				2000	1000	500	<=300	
2.55	E					2000	1000	500	<=300

a b c d e f g h

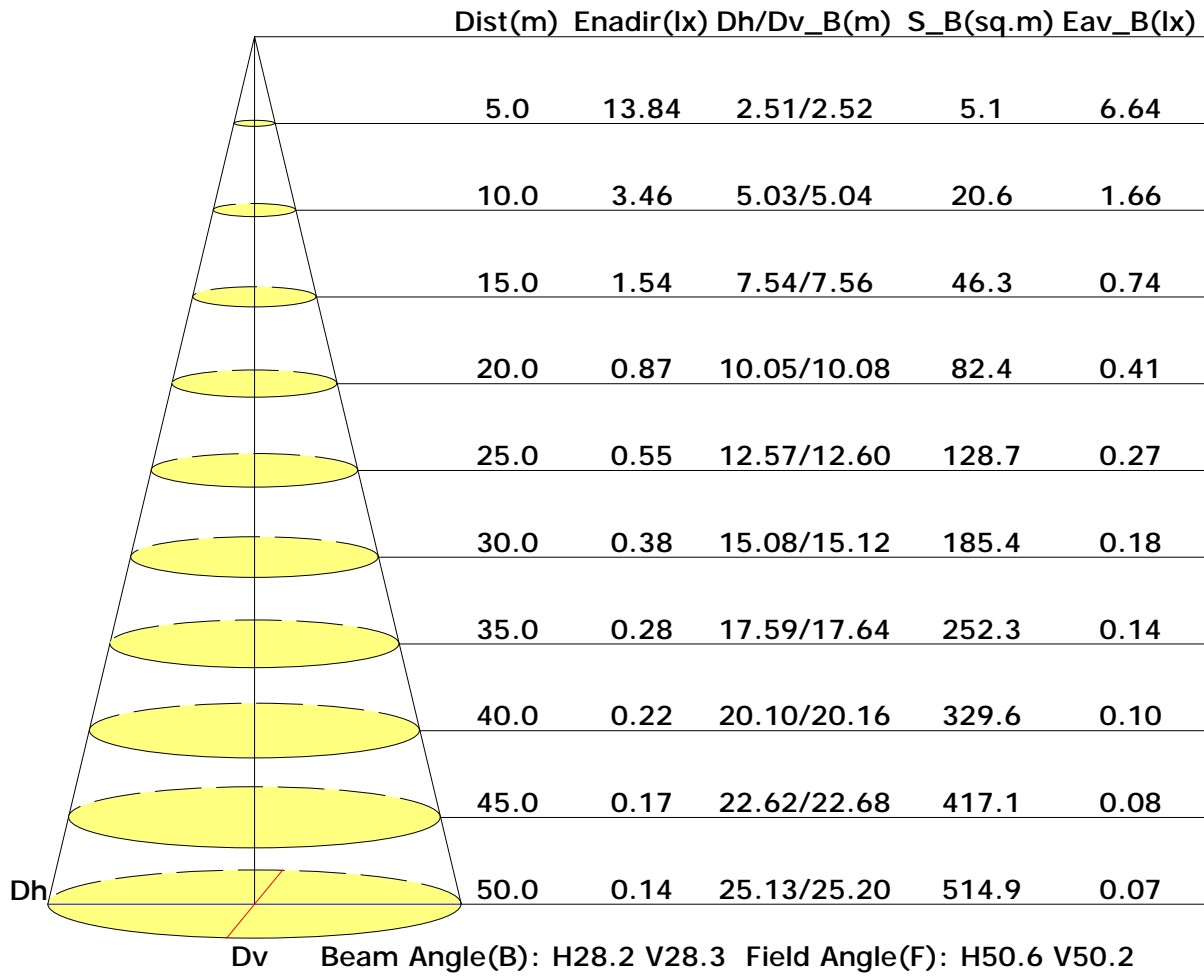


L(cd/sq.m)	G45	G50	G55	G60	G65	G70	G75	G80	G85
C0	4	3	2	2	2	1	1	1	0
C90	3	3	2	2	1	1	0	0	0
C180	6	4	3	2	2	1	0	0	0
C270	5	3	3	2	2	2	1	1	0

C Plane (°):0.0-360.0: 45.0  
 Test Lab:  
 Test Type: TYPE C  
 Temperature:  
 Operator:

Gamma Plane (°):0.0-180.0:1.0  
 Test Device:  
 Distance:  
 Humidity:  
 Inspector:

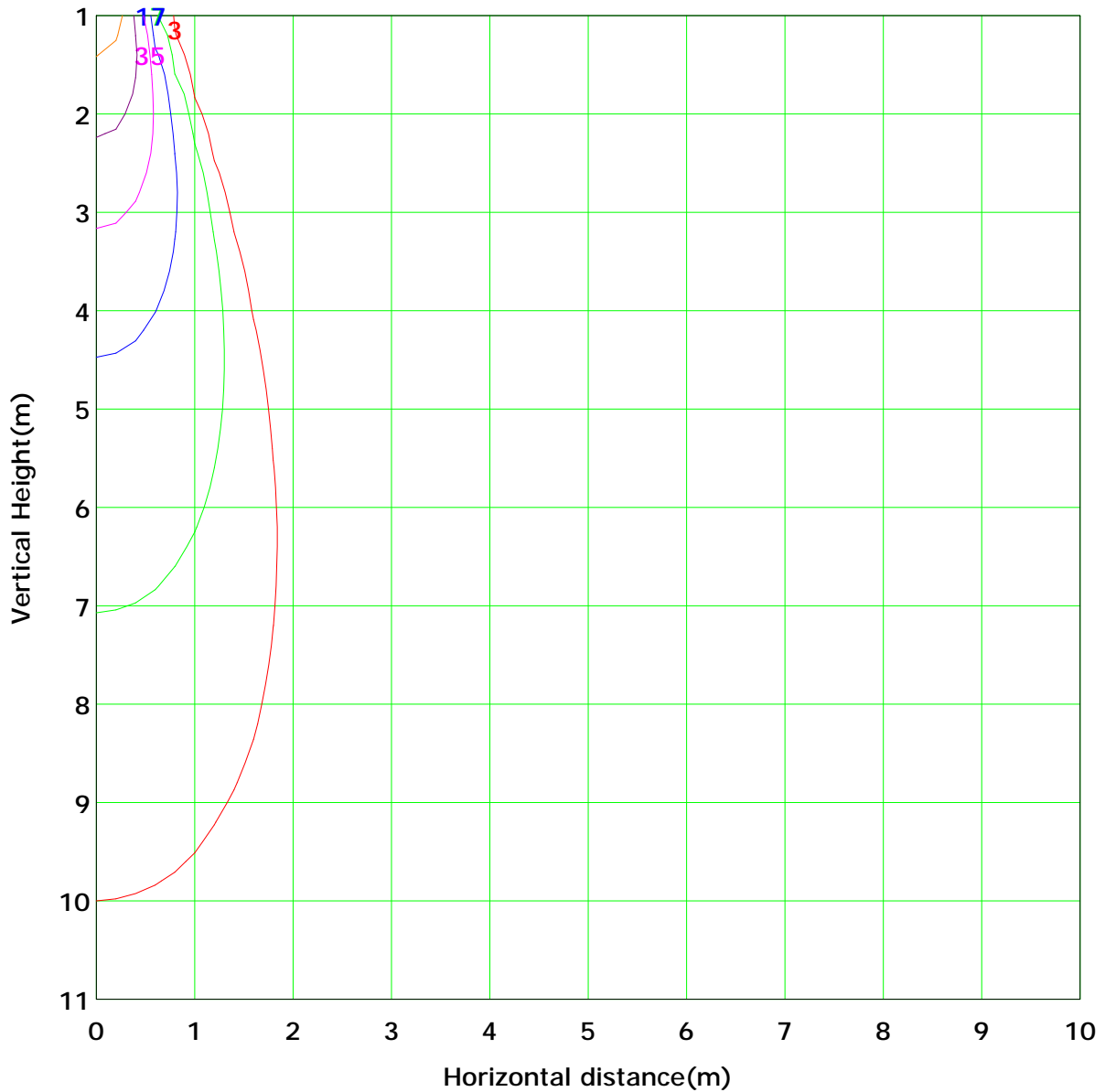
## Illuminance at a Distance



C Plane (°):0.0-360.0: 45.0  
 Test Lab:  
 Test Type: TYPE C  
 Temperature:  
 Operator:

Gamma Plane (°):0.0-180.0:1.0  
 Test Device:  
 Distance:  
 Humidity:  
 Inspector:

## Vertical IsoLux Plot



Lowest(m): 1.0m    Highest(m): 11.0m    Max Lux: 346.1 lx

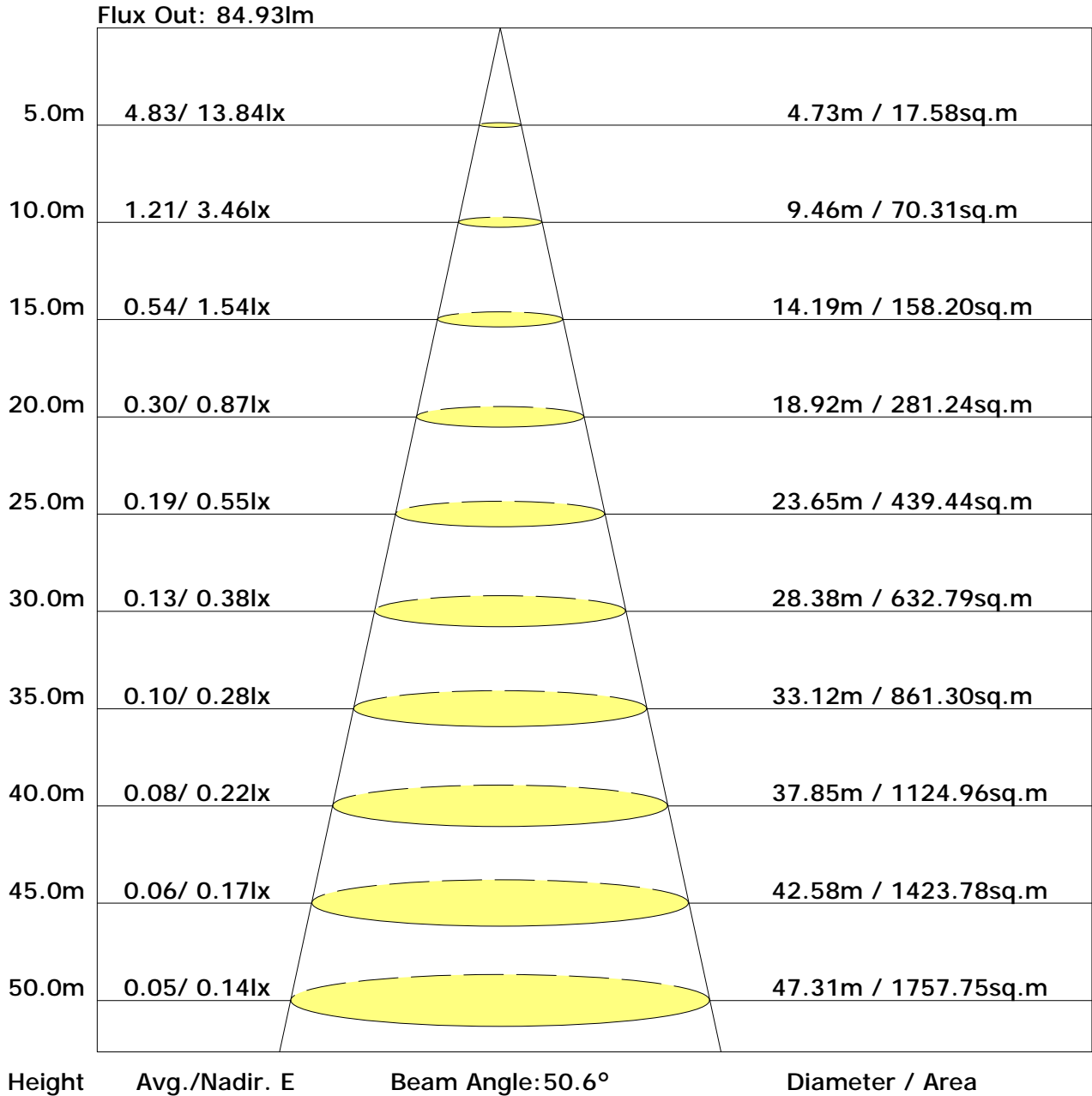
( 1%): 3.5 lx	( 2%): 6.9 lx
( 5%): 17.3 lx	( 10%): 34.6 lx
( 20%): 69.2 lx	( 50%): 173.1 lx
(100%): 346.1 lx	

C Plane (°):0.0-360.0: 45.0  
 Test Lab:  
 Test Type: TYPE C  
 Temperature:  
 Operator:

Gamma Plane (°):0.0-180.0:1.0  
 Test Device:  
 Distance:  
 Humidity:  
 Inspector:



## The Average Illuminance Effective Figure



C Plane (°):0.0-360.0: 45.0  
 Test Lab:  
 Test Type: TYPE C  
 Temperature:  
 Operator:

Gamma Plane (°):0.0-180.0:1.0  
 Test Device:  
 Distance:  
 Humidity:  
 Inspector:

## UGR Table

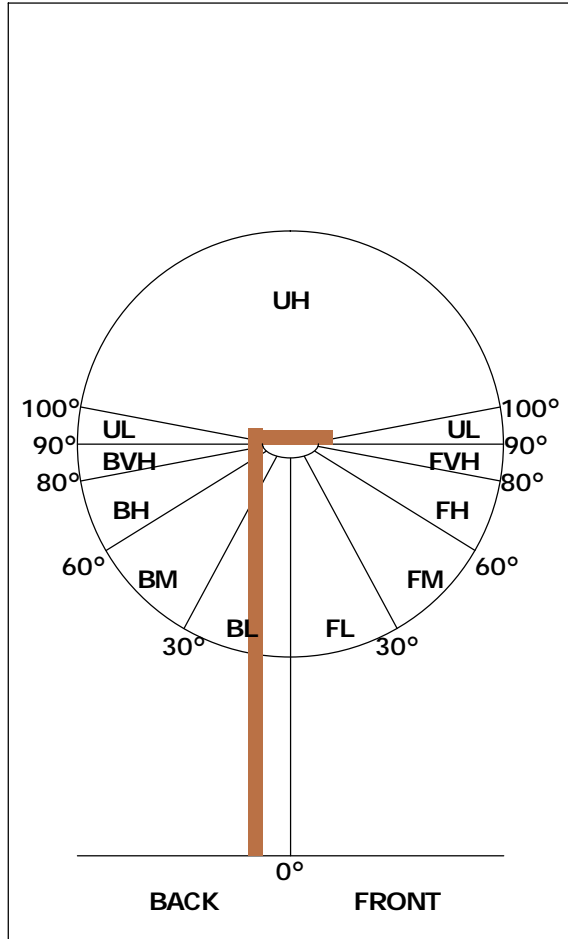
Reflectance:										
Ceiling (cavity)	0.7	0.7	0.5	0.5	0.3	0.7	0.7	0.5	0.5	0.3
Wall	0.5	0.3	0.5	0.3	0.3	0.5	0.3	0.5	0.3	0.3
Reference plane	0.2	0.2	0.2	0.2	0.2	0.2	0.2	0.2	0.2	0.2
Room dimensions	Viewed crosswise					Viewed endwise				
X=2H Y=2H	1.\$	1.\$	1.\$	1.\$	1.\$	1.\$	1.\$	1.\$	1.\$	1.\$
3H	1.\$	1.\$	1.\$	1.\$	1.\$	1.\$	1.\$	1.\$	1.\$	1.\$
4H	1.\$	1.\$	1.\$	1.\$	1.\$	1.\$	1.\$	1.\$	1.\$	1.\$
6H	1.\$	1.\$	1.\$	1.\$	1.\$	-1.\$	-1.\$	-1.\$	-1.\$	-1.\$
8H	1.\$	1.\$	1.\$	1.\$	1.\$	-1.\$	-1.\$	-1.\$	-1.\$	-1.\$
12H	1.\$	1.\$	1.\$	1.\$	1.\$	-1.\$	-1.\$	-1.\$	-1.\$	-1.\$
X=4H Y=2H	1.\$	1.\$	1.\$	1.\$	1.\$	1.\$	1.\$	1.\$	1.\$	1.\$
3H	1.\$	1.\$	1.\$	1.\$	1.\$	1.\$	1.\$	1.\$	1.\$	1.\$
4H	1.\$	1.\$	1.\$	1.\$	1.\$	1.\$	1.\$	1.\$	1.\$	1.\$
6H	1.\$	1.\$	1.\$	1.\$	1.\$	-1.\$	-1.\$	-1.\$	-1.\$	-1.\$
8H	1.\$	1.\$	1.\$	1.\$	1.\$	-1.\$	-1.\$	-1.\$	-1.\$	-1.\$
12H	1.\$	1.\$	1.\$	1.\$	1.\$	-1.\$	-1.\$	-1.\$	-1.\$	-1.\$
X=8H Y=4H	1.\$	1.\$	1.\$	1.\$	1.\$	-1.\$	-1.\$	-1.\$	-1.\$	-1.\$
6H	1.\$	1.\$	1.\$	1.\$	1.\$	-1.\$	-1.\$	-1.\$	-1.\$	-1.\$
8H	1.\$	1.\$	1.\$	1.\$	1.\$	-1.\$	-1.\$	-1.\$	-1.\$	-1.\$
12H	1.\$	1.\$	1.\$	1.\$	1.\$	-1.\$	-1.\$	-1.\$	-1.\$	-1.\$
X=12H Y=4H	-1.\$	-1.\$	-1.\$	-1.\$	-1.\$	-1.\$	-1.\$	-1.\$	-1.\$	-1.\$
6H	-1.\$	-1.\$	-1.\$	-1.\$	-1.\$	-1.\$	-1.\$	-1.\$	-1.\$	-1.\$
8H	-1.\$	-1.\$	-1.\$	-1.\$	-1.\$	-1.\$	-1.\$	-1.\$	-1.\$	-1.\$

Calculate in accordance with CIE 190:2010

C Plane (°):0.0-360.0: 45.0  
 Test Lab:  
 Test Type: TYPE C  
 Temperature:  
 Operator:

Gamma Plane (°):0.0-180.0:1.0  
 Test Device:  
 Distance:  
 Humidity:  
 Inspector:

**FLUX DISTRIBUTION TABLE BASED ON THE IESNA LUMINAIRE CLASSIFICATION SYSTEM**



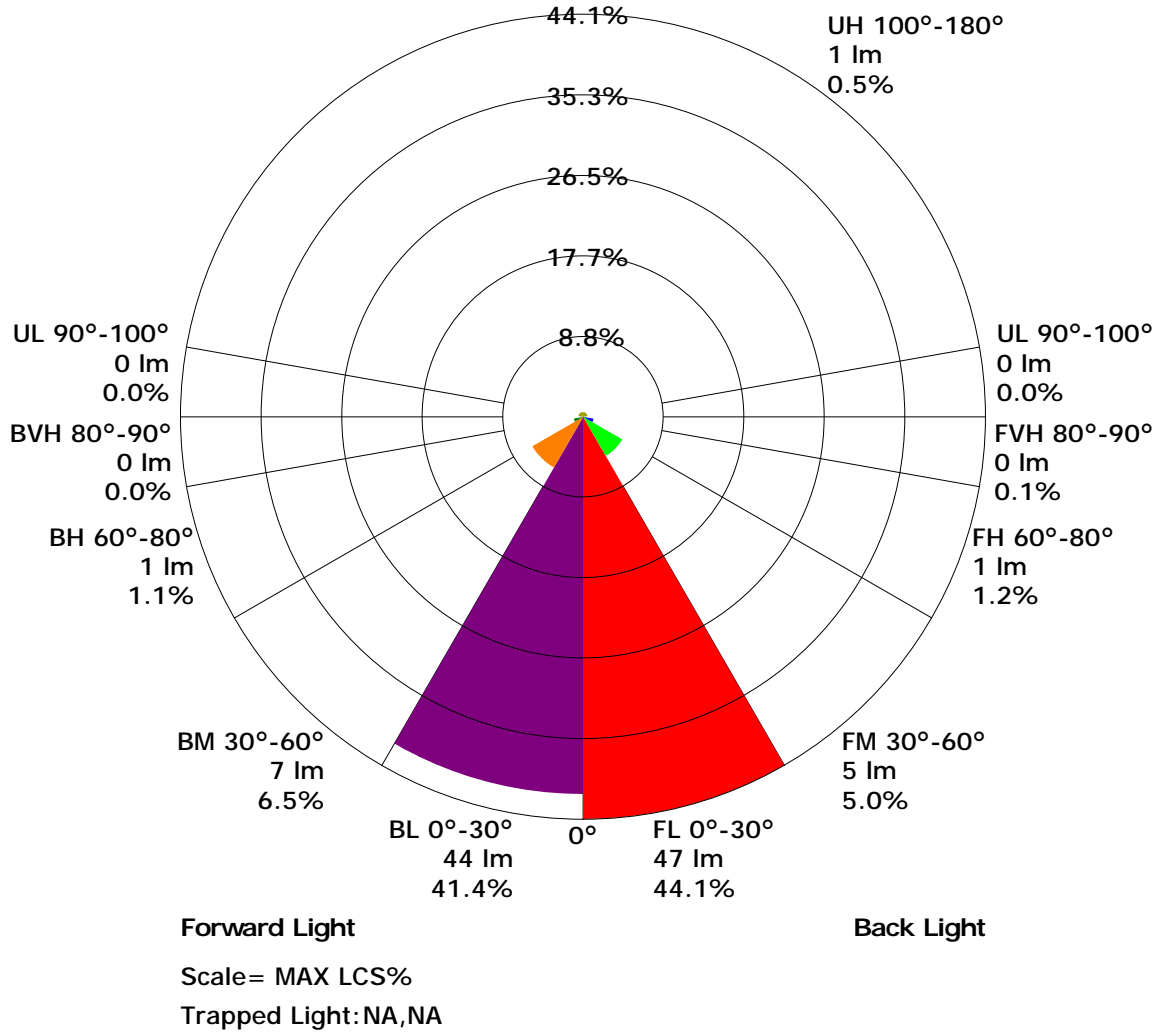
ZONE	LUMENS	% LAMP LUMENS
<b>FORWARD LIGHT</b>	<b>54</b>	<b>50.5</b>
FL ( 0°-30°)	47	44.1
FM (30°-60°)	5	5.0
FH (60°-80°)	1	1.2
FVH (80°-90°)	0	0.1
<b>BACK LIGHT</b>	<b>52</b>	<b>49.0</b>
BL ( 0°-30°)	44	41.4
BM (30°-60°)	7	6.5
BH (60°-80°)	1	1.1
BVH (80°-90°)	0	0.0
<b>UP LIGHT</b>	<b>1</b>	<b>0.5</b>
UL (90°-100°)	0	0.0
UH (100°-180°)	1	0.5
<b>TRAPPED LIGHT</b>	<b>NA</b>	<b>NA</b>

<b>BUG(Backlight,Uplight,Glare) Rating Base On TM-15-07</b>	
Asymmetrical Luminaire Types (Type I,II,III,IV)	B0 U1 G0
Quadrilateral Symmetrical Luminaire Types (Type V,Area Light)	B0 U1 G0

C Plane (°):0.0-360.0: 45.0  
 Test Lab:  
 Test Type: TYPE C  
 Temperature:  
 Operator:

Gamma Plane (°):0.0-180.0:1.0  
 Test Device:  
 Distance:  
 Humidity:  
 Inspector:

### LCS Graph



C Plane (°):0.0-360.0: 45.0  
 Test Lab:  
 Test Type: TYPE C  
 Temperature:  
 Operator:

Gamma Plane (°):0.0-180.0:1.0  
 Test Device:  
 Distance:  
 Humidity:  
 Inspector:



## Utilisation Factor Table(Floor cavity)

Utilisation Factors UF(F)			SHR NOM = 0.75									
Room Reflectance			Room Index(RI)									
Ceiling	Wall	Floor	0.75	1.00	1.25	1.50	2.00	2.50	3.00	4.00	5.00	
0.70	0.50	0.20	0.94	0.99	1.02	1.04	1.07	1.09	1.10	1.12	1.13	
	0.30		0.91	0.95	0.98	1.00	1.04	1.06	1.08	1.10	1.12	
	0.20		0.88	0.92	0.95	0.98	1.02	1.04	1.06	1.09	1.10	
0.50	0.50	0.20	0.93	0.97	1.00	1.01	1.04	1.06	1.07	1.08	1.09	
	0.30		0.90	0.94	0.97	0.99	1.02	1.04	1.05	1.07	1.08	
	0.20		0.87	0.91	0.94	0.96	1.00	1.02	1.03	1.05	1.07	
0.30	0.50	0.20	0.92	0.95	0.98	0.99	1.01	1.03	1.04	1.05	1.05	
	0.30		0.89	0.93	0.95	0.97	0.99	1.01	1.02	1.04	1.04	
	0.20		0.87	0.91	0.93	0.95	0.98	0.99	1.01	1.02	1.04	
0.00	0.00	0.00	0.85	0.89	0.91	0.93	0.95	0.96	0.97	0.98	0.99	
<p>Rating: 4W Photometrically tested without ceiling board.            Multiply UF values by service correction factors            Calculate in accordance with CIBSE Technical Memorandum NO.5 1980</p>												

C Plane (°):0.0-360.0: 45.0  
 Test Lab:  
 Test Type: TYPE C  
 Temperature:  
 Operator:

Gamma Plane (°):0.0-180.0:1.0  
 Test Device:  
 Distance:  
 Humidity:  
 Inspector:

## Utilisation Factor Table(Wall)

Utilisation Factors UF(W)			SHR NOM = 0.75									
Room Reflectance			Room Index(RI)									
Ceiling	Wall	Floor	0.75	1.00	1.25	1.50	2.00	2.50	3.00	4.00	5.00	
0.70	0.50	0.20	0.47	0.39	0.33	0.29	0.23	0.19	0.16	0.13	0.10	
	0.30		0.39	0.33	0.29	0.25	0.21	0.17	0.15	0.12	0.10	
	0.20		0.33	0.29	0.25	0.23	0.19	0.16	0.14	0.11	0.09	
0.50	0.50	0.20	0.44	0.36	0.30	0.26	0.21	0.22	0.15	0.11	0.09	
	0.30		0.37	0.31	0.27	0.24	0.19	0.16	0.14	0.11	0.09	
	0.20		0.32	0.28	0.24	0.21	0.18	0.15	0.13	0.10	0.09	
0.30	0.50	0.20	0.42	0.34	0.28	0.24	0.19	0.16	0.13	0.10	0.08	
	0.30		0.36	0.30	0.25	0.22	0.18	0.15	0.13	0.10	0.08	
	0.20		0.31	0.26	0.23	0.20	0.16	0.14	0.12	0.09	0.08	
0.00	0.00	0.00	0.16	0.13	0.11	0.09	0.07	0.06	0.05	0.04	0.03	
<p>Rating: 4W Photometrically tested without ceiling board.            Multiply UF values by service correction factors            Calculate in accordance with CIBSE Technical Memorandum NO.5 1980</p>												

C Plane (°):0.0-360.0: 45.0  
 Test Lab:  
 Test Type: TYPE C  
 Temperature:  
 Operator:

Gamma Plane (°):0.0-180.0:1.0  
 Test Device:  
 Distance:  
 Humidity:  
 Inspector:

## Utilisation Factor Table(Ceiling cavity)

Utilisation Factors UF(C)			SHR NOM = 0.75									
Room Reflectance			Room Index(RI)									
Ceiling	Wall	Floor	0.75	1.00	1.25	1.50	2.00	2.50	3.00	4.00	5.00	
0.70	0.50	0.20	0.13	0.14	0.16	0.17	0.18	0.19	0.20	0.21	0.22	
	0.30		0.09	0.11	0.13	0.14	0.16	0.17	0.18	0.20	0.20	
	0.20		0.07	0.09	0.11	0.12	0.14	0.16	0.17	0.18	0.19	
0.50	0.50	0.20	0.12	0.14	0.15	0.16	0.18	0.18	0.19	0.20	0.21	
	0.30		0.09	0.11	0.13	0.14	0.15	0.17	0.18	0.19	0.20	
	0.20		0.07	0.09	0.11	0.12	0.14	0.15	0.16	0.18	0.19	
0.30	0.50	0.20	0.12	0.13	0.15	0.15	0.17	0.18	0.18	0.19	0.20	
	0.30		0.09	0.11	0.12	0.13	0.15	0.16	0.17	0.18	0.19	
	0.20		0.07	0.09	0.10	0.12	0.13	0.15	0.16	0.17	0.18	
0.00	0.00	0.00	0.01	0.01	0.01	0.01	0.01	0.01	0.01	0.01	0.01	
<p>Rating: 4W Photometrically tested without ceiling board.            Multiply UF values by service correction factors            Calculate in accordance with CIBSE Technical Memorandum NO.5 1980</p>												

C Plane (°):0.0-360.0: 45.0  
 Test Lab:  
 Test Type: TYPE C  
 Temperature:  
 Operator:

Gamma Plane (°):0.0-180.0:1.0  
 Test Device:  
 Distance:  
 Humidity:  
 Inspector:

## Zonal Lumen

Gamma [°]	I <sub>mean</sub> [cd]	Zonal Flux [lm]	Sum Zonal Flux [lm]	Rel Zonal Flux [%]	Sum Rel Zonal Flux [%]
0.0-1.0	344.1	0.3	0.3	0.31	0.31
1.0-2.0	342.3	1.0	1.3	0.92	1.23
2.0-3.0	338.3	1.6	2.9	1.52	2.75
3.0-4.0	331.9	2.2	5.2	2.08	4.83
4.0-5.0	323.9	2.8	7.9	2.61	7.45
5.0-6.0	314.1	3.3	11.2	3.10	10.54
6.0-7.0	302.1	3.7	15.0	3.52	14.06
7.0-8.0	288.2	4.1	19.1	3.87	17.93
8.0-9.0	273.1	4.4	23.5	4.15	22.09
9.0-10.0	257.4	4.7	28.2	4.37	26.46
10.0-11.0	240.8	4.8	33.0	4.51	30.97
11.0-12.0	223.3	4.9	37.9	4.58	35.55
12.0-13.0	205.1	4.9	42.8	4.57	40.12
13.0-14.0	187.1	4.8	47.6	4.49	44.61
14.0-15.0	169.6	4.7	52.2	4.37	48.98
15.0-16.0	152.5	4.5	56.7	4.19	53.17
16.0-17.0	135.7	4.2	60.9	3.96	57.13
17.0-18.0	119.9	4.0	64.9	3.71	60.84
18.0-19.0	105.5	3.7	68.5	3.44	64.28
19.0-20.0	92.2	3.4	71.9	3.17	67.45
20.0-21.0	80.0	3.1	75.0	2.88	70.33
21.0-22.0	68.8	2.8	77.7	2.60	72.93
22.0-23.0	58.9	2.5	80.2	2.32	75.25
23.0-24.0	50.4	2.2	82.4	2.07	77.31
24.0-25.0	43.0	2.0	84.4	1.83	79.15
25.0-26.0	36.6	1.7	86.1	1.62	80.77
26.0-27.0	31.0	1.5	87.6	1.42	82.19
27.0-28.0	26.4	1.3	89.0	1.26	83.45
28.0-29.0	22.7	1.2	90.1	1.12	84.56
29.0-30.0	19.5	1.1	91.2	0.99	85.55
30.0-31.0	16.9	0.9	92.1	0.88	86.43
31.0-32.0	14.7	0.8	93.0	0.79	87.23
32.0-33.0	12.9	0.8	93.7	0.71	87.94
33.0-34.0	11.4	0.7	94.4	0.65	88.59
34.0-35.0	10.2	0.6	95.1	0.59	89.18
35.0-36.0	9.1	0.6	95.6	0.54	89.72

C Plane (°):0.0-360.0: 45.0  
 Test Lab:  
 Test Type: TYPE C  
 Temperature:  
 Operator:

Gamma Plane (°):0.0-180.0:1.0  
 Test Device:  
 Distance:  
 Humidity:  
 Inspector:

## Zonal Lumen (Continue 1)

Gamma [°]	I <sub>mean</sub> [cd]	Zonal Flux [lm]	Sum Zonal Flux [lm]	Rel Zonal Flux [%]	Sum Rel Zonal Flux [%]
36.0-37.0	8.2	0.5	96.2	0.50	90.22
37.0-38.0	7.4	0.5	96.7	0.47	90.69
38.0-39.0	6.8	0.5	97.1	0.44	91.13
39.0-40.0	6.3	0.4	97.6	0.41	91.53
40.0-41.0	5.8	0.4	98.0	0.39	91.92
41.0-42.0	5.4	0.4	98.4	0.37	92.29
42.0-43.0	5.0	0.4	98.8	0.35	92.64
43.0-44.0	4.7	0.4	99.1	0.33	92.97
44.0-45.0	4.4	0.3	99.5	0.32	93.29
45.0-46.0	4.2	0.3	99.8	0.31	93.60
46.0-47.0	4.0	0.3	100.1	0.30	93.90
47.0-48.0	3.8	0.3	100.4	0.29	94.19
48.0-49.0	3.6	0.3	100.7	0.28	94.47
49.0-50.0	3.5	0.3	101.0	0.27	94.74
50.0-51.0	3.3	0.3	101.3	0.26	95.00
51.0-52.0	3.2	0.3	101.5	0.26	95.26
52.0-53.0	3.0	0.3	101.8	0.25	95.51
53.0-54.0	2.9	0.3	102.1	0.24	95.75
54.0-55.0	2.8	0.3	102.3	0.24	95.98
55.0-56.0	2.7	0.2	102.6	0.23	96.21
56.0-57.0	2.6	0.2	102.8	0.22	96.44
57.0-58.0	2.5	0.2	103.0	0.21	96.65
58.0-59.0	2.4	0.2	103.3	0.21	96.86
59.0-60.0	2.3	0.2	103.5	0.20	97.06
60.0-61.0	2.2	0.2	103.7	0.19	97.26
61.0-62.0	2.1	0.2	103.9	0.19	97.44
62.0-63.0	2.0	0.2	104.1	0.18	97.62
63.0-64.0	1.9	0.2	104.3	0.17	97.80
64.0-65.0	1.8	0.2	104.4	0.16	97.96
65.0-66.0	1.7	0.2	104.6	0.15	98.11
66.0-67.0	1.6	0.2	104.7	0.15	98.26
67.0-68.0	1.4	0.1	104.9	0.14	98.40
68.0-69.0	1.4	0.1	105.0	0.13	98.53
69.0-70.0	1.3	0.1	105.2	0.12	98.65
70.0-71.0	1.2	0.1	105.3	0.11	98.76
71.0-72.0	1.1	0.1	105.4	0.10	98.86

C Plane (°):0.0-360.0: 45.0  
 Test Lab:  
 Test Type: TYPE C  
 Temperature:  
 Operator:

Gamma Plane (°):0.0-180.0:1.0  
 Test Device:  
 Distance:  
 Humidity:  
 Inspector:

## Zonal Lumen (Continue 2)

Gamma [°]	I <sub>mean</sub> [cd]	Zonal Flux [lm]	Sum Zonal Flux [lm]	Rel Zonal Flux [%]	Sum Rel Zonal Flux [%]
72.0-73.0	1.0	0.1	105.5	0.09	98.96
73.0-74.0	0.9	0.1	105.6	0.08	99.04
74.0-75.0	0.8	0.1	105.7	0.08	99.12
75.0-76.0	0.7	0.1	105.7	0.07	99.18
76.0-77.0	0.6	0.1	105.8	0.06	99.24
77.0-78.0	0.5	0.1	105.8	0.05	99.29
78.0-79.0	0.4	0.0	105.9	0.04	99.33
79.0-80.0	0.3	0.0	105.9	0.03	99.37
80.0-81.0	0.3	0.0	106.0	0.03	99.39
81.0-82.0	0.2	0.0	106.0	0.02	99.42
82.0-83.0	0.2	0.0	106.0	0.02	99.43
83.0-84.0	0.1	0.0	106.0	0.01	99.45
84.0-85.0	0.1	0.0	106.0	0.01	99.45
85.0-86.0	0.1	0.0	106.0	0.01	99.46
86.0-87.0	0.0	0.0	106.0	0.00	99.46
87.0-88.0	0.0	0.0	106.0	0.00	99.46
88.0-89.0	0.0	0.0	106.0	0.00	99.46
89.0-90.0	0.0	0.0	106.0	0.00	99.46
90.0-91.0	0.0	0.0	106.0	0.00	99.46
91.0-92.0	0.0	0.0	106.0	0.00	99.46
92.0-93.0	0.0	0.0	106.0	0.00	99.46
93.0-94.0	0.0	0.0	106.0	0.00	99.46
94.0-95.0	0.0	0.0	106.0	0.00	99.46
95.0-96.0	0.0	0.0	106.0	0.00	99.46
96.0-97.0	0.0	0.0	106.0	0.00	99.46
97.0-98.0	0.0	0.0	106.0	0.00	99.46
98.0-99.0	0.0	0.0	106.0	0.00	99.46
99.0-100.0	0.0	0.0	106.0	0.00	99.46
100.0-101.0	0.0	0.0	106.0	0.00	99.46
101.0-102.0	0.0	0.0	106.0	0.00	99.46
102.0-103.0	0.0	0.0	106.0	0.00	99.46
103.0-104.0	0.0	0.0	106.0	0.00	99.46
104.0-105.0	0.0	0.0	106.0	0.00	99.46
105.0-106.0	0.0	0.0	106.0	0.00	99.46
106.0-107.0	0.0	0.0	106.0	0.00	99.46
107.0-108.0	0.0	0.0	106.0	0.00	99.46

C Plane (°):0.0-360.0: 45.0  
 Test Lab:  
 Test Type: TYPE C  
 Temperature:  
 Operator:

Gamma Plane (°):0.0-180.0:1.0  
 Test Device:  
 Distance:  
 Humidity:  
 Inspector:

### Zonal Lumen (Continue 3)

Gamma [°]	I <sub>mean</sub> [cd]	Zonal Flux [lm]	Sum Zonal Flux [lm]	Rel Zonal Flux [%]	Sum Rel Zonal Flux [%]
108.0-109.0	0.0	0.0	106.0	0.00	99.46
109.0-110.0	0.0	0.0	106.0	0.00	99.46
110.0-111.0	0.0	0.0	106.0	0.00	99.46
111.0-112.0	0.0	0.0	106.0	0.00	99.46
112.0-113.0	0.0	0.0	106.0	0.00	99.46
113.0-114.0	0.0	0.0	106.0	0.00	99.46
114.0-115.0	0.0	0.0	106.0	0.00	99.46
115.0-116.0	0.0	0.0	106.0	0.00	99.46
116.0-117.0	0.0	0.0	106.0	0.00	99.46
117.0-118.0	0.0	0.0	106.0	0.00	99.46
118.0-119.0	0.0	0.0	106.0	0.00	99.46
119.0-120.0	0.0	0.0	106.0	0.00	99.46
120.0-121.0	0.0	0.0	106.0	0.00	99.46
121.0-122.0	0.0	0.0	106.0	0.00	99.46
122.0-123.0	0.0	0.0	106.0	0.00	99.46
123.0-124.0	0.0	0.0	106.0	0.00	99.46
124.0-125.0	0.0	0.0	106.0	0.00	99.46
125.0-126.0	0.0	0.0	106.0	0.00	99.46
126.0-127.0	0.0	0.0	106.0	0.00	99.46
127.0-128.0	0.0	0.0	106.0	0.00	99.46
128.0-129.0	0.0	0.0	106.0	0.00	99.46
129.0-130.0	0.0	0.0	106.0	0.00	99.46
130.0-131.0	0.0	0.0	106.0	0.00	99.46
131.0-132.0	0.0	0.0	106.0	0.00	99.46
132.0-133.0	0.0	0.0	106.0	0.00	99.46
133.0-134.0	0.0	0.0	106.0	0.00	99.46
134.0-135.0	0.0	0.0	106.0	0.00	99.46
135.0-136.0	0.0	0.0	106.0	0.00	99.46
136.0-137.0	0.0	0.0	106.0	0.00	99.46
137.0-138.0	0.0	0.0	106.0	0.00	99.46
138.0-139.0	0.0	0.0	106.0	0.00	99.46
139.0-140.0	0.0	0.0	106.0	0.00	99.46
140.0-141.0	0.0	0.0	106.0	0.00	99.47
141.0-142.0	0.0	0.0	106.0	0.00	99.47
142.0-143.0	0.1	0.0	106.0	0.00	99.47
143.0-144.0	0.1	0.0	106.0	0.01	99.48

C Plane (°):0.0-360.0: 45.0  
 Test Lab:  
 Test Type: TYPE C  
 Temperature:  
 Operator:

Gamma Plane (°):0.0-180.0:1.0  
 Test Device:  
 Distance:  
 Humidity:  
 Inspector:

### Zonal Lumen (Continue 4)

Gamma [°]	I <sub>mean</sub> [cd]	Zonal Flux [lm]	Sum Zonal Flux [lm]	Rel Zonal Flux [%]	Sum Rel Zonal Flux [%]
144.0-145.0	0.1	0.0	106.1	0.01	99.49
145.0-146.0	0.2	0.0	106.1	0.01	99.49
146.0-147.0	0.2	0.0	106.1	0.01	99.50
147.0-148.0	0.2	0.0	106.1	0.01	99.52
148.0-149.0	0.3	0.0	106.1	0.01	99.53
149.0-150.0	0.3	0.0	106.1	0.02	99.55
150.0-151.0	0.3	0.0	106.1	0.02	99.57
151.0-152.0	0.4	0.0	106.2	0.02	99.58
152.0-153.0	0.4	0.0	106.2	0.02	99.60
153.0-154.0	0.4	0.0	106.2	0.02	99.62
154.0-155.0	0.5	0.0	106.2	0.02	99.64
155.0-156.0	0.5	0.0	106.2	0.02	99.67
156.0-157.0	0.5	0.0	106.3	0.02	99.69
157.0-158.0	0.6	0.0	106.3	0.02	99.71
158.0-159.0	0.6	0.0	106.3	0.02	99.73
159.0-160.0	0.6	0.0	106.3	0.02	99.75
160.0-161.0	0.6	0.0	106.4	0.02	99.78
161.0-162.0	0.7	0.0	106.4	0.02	99.80
162.0-163.0	0.7	0.0	106.4	0.02	99.82
163.0-164.0	0.7	0.0	106.4	0.02	99.84
164.0-165.0	0.7	0.0	106.4	0.02	99.86
165.0-166.0	0.7	0.0	106.5	0.02	99.87
166.0-167.0	0.7	0.0	106.5	0.02	99.89
167.0-168.0	0.7	0.0	106.5	0.02	99.91
168.0-169.0	0.7	0.0	106.5	0.01	99.92
169.0-170.0	0.7	0.0	106.5	0.01	99.94
170.0-171.0	0.7	0.0	106.5	0.01	99.95
171.0-172.0	0.7	0.0	106.6	0.01	99.96
172.0-173.0	0.7	0.0	106.6	0.01	99.97
173.0-174.0	0.7	0.0	106.6	0.01	99.98
174.0-175.0	0.7	0.0	106.6	0.01	99.98
175.0-176.0	0.7	0.0	106.6	0.01	99.99
176.0-177.0	0.7	0.0	106.6	0.00	99.99
177.0-178.0	0.7	0.0	106.6	0.00	100.00
178.0-179.0	0.7	0.0	106.6	0.00	100.00
179.0-180.0	0.7	0.0	106.6	0.00	100.00

C Plane (°):0.0-360.0: 45.0  
 Test Lab:  
 Test Type: TYPE C  
 Temperature:  
 Operator:

Gamma Plane (°):0.0-180.0:1.0  
 Test Device:  
 Distance:  
 Humidity:  
 Inspector:



## Candlepower Table

Unit: cd

G\C	C0.0	C45.0	C90.0	C135.0	C180.0	C225.0	C270.0	C315.0	C360.0	
G0.0	346.1	345.2	343.9	343.5	346.1	345.2	343.9	343.5	346.1	
G1.0	345.4	339.3	335.3	335.7	345.5	349.7	350.1	348.1	345.4	
G2.0	342.5	331.8	324.6	326.4	342.5	352.5	355.9	351.8	342.5	
G3.0	339.3	322.9	310.1	312.7	336.9	352.6	358.4	352.5	339.3	
G4.0	333.4	311.6	295.0	298.3	328.3	350.0	358.3	350.8	333.4	
G5.0	326.4	299.3	279.1	282.3	318.5	346.4	356.6	347.9	326.4	
G6.0	316.7	285.6	261.1	265.4	305.9	338.7	352.6	343.1	316.7	
G7.0	305.0	270.1	241.5	244.6	290.1	329.1	346.9	336.7	305.0	
G8.0	292.1	252.1	220.3	225.1	273.7	317.6	337.8	328.0	292.1	
G9.0	278.8	231.4	200.5	206.7	255.8	304.4	328.5	317.6	278.8	
G10.0	263.7	212.2	181.0	187.9	237.6	289.4	317.4	305.6	263.7	
G11.0	248.1	192.6	162.6	169.1	218.0	270.3	304.1	293.0	248.1	
G12.0	228.8	173.1	145.3	149.9	198.3	251.4	288.9	279.4	228.8	
G13.0	210.6	152.1	126.7	133.5	177.6	231.3	271.8	263.4	210.6	
G14.0	191.6	133.9	111.0	118.4	159.5	211.4	254.1	246.6	191.6	
G15.0	172.4	116.2	96.5	104.7	141.9	190.0	235.6	229.2	172.4	
G16.0	154.4	99.8	83.7	91.9	125.9	170.7	216.4	210.0	154.4	
G17.0	135.4	85.2	72.2	79.8	109.8	151.7	195.1	188.9	135.4	
G18.0	117.7	72.1	61.3	70.6	97.3	134.6	175.2	171.0	117.7	
G19.0	101.0	59.7	52.7	61.9	85.4	117.8	156.3	153.6	101.0	
G20.0	85.9	50.0	45.4	54.3	74.7	102.9	137.9	135.4	85.9	
G21.0	71.9	42.0	39.2	47.7	65.5	89.8	120.7	117.4	71.9	
G22.0	58.3	35.1	33.2	41.3	57.9	78.2	103.2	100.2	58.3	
G23.0	47.8	28.9	28.5	36.3	50.5	68.0	88.4	86.0	47.8	
G24.0	39.0	24.2	24.6	32.1	44.6	58.1	75.8	72.8	39.0	
G25.0	31.3	20.5	21.5	28.6	39.4	50.0	64.4	61.1	31.3	
G26.0	24.9	17.4	18.7	24.9	34.9	43.2	53.8	50.7	24.9	
G27.0	20.3	14.7	16.2	22.1	30.4	37.5	45.4	41.2	20.3	
G28.0	16.7	13.0	14.2	19.7	27.0	32.7	38.3	34.0	16.7	
G29.0	13.9	11.3	12.6	17.7	24.0	28.2	32.2	28.4	13.9	
G30.0	11.7	10.1	11.1	15.9	21.1	24.8	26.7	23.1	11.7	
G31.0	10.1	9.0	9.8	14.3	18.9	21.8	22.7	19.4	10.1	
G32.0	8.9	7.9	8.7	12.8	16.8	19.1	19.2	16.4	8.9	
G33.0	8.0	7.1	7.8	11.6	15.1	16.9	16.5	13.7	8.0	
G34.0	7.2	6.6	7.1	10.5	13.6	15.2	13.9	11.7	7.2	
G35.0	6.7	6.1	6.5	9.5	12.3	13.6	12.2	9.9	6.7	
G36.0	6.1	5.5	5.9	8.7	10.9	12.2	10.7	8.9	6.1	

C Plane (°):0.0-360.0: 45.0  
 Test Lab:  
 Test Type: TYPE C  
 Temperature:  
 Operator:

Gamma Plane (°):0.0-180.0:1.0  
 Test Device:  
 Distance:  
 Humidity:  
 Inspector:

## Candlepower Table (Continue 1)

Unit: cd

G\C	C0.0	C45.0	C90.0	C135.0	C180.0	C225.0	C270.0	C315.0	C360.0	
G37.0	5.8	5.1	5.4	7.9	9.9	11.0	9.4	7.9	5.8	
G38.0	5.3	4.7	5.0	7.3	9.1	9.8	8.3	7.2	5.3	
G39.0	5.1	4.4	4.8	6.7	8.5	8.7	7.4	6.5	5.1	
G40.0	4.8	4.2	4.4	6.3	7.7	8.0	6.7	5.9	4.8	
G41.0	4.5	4.0	4.2	5.9	7.1	7.3	6.2	5.5	4.5	
G42.0	4.4	3.8	3.9	5.6	6.6	6.7	5.6	5.1	4.4	
G43.0	4.1	3.6	3.8	5.2	6.2	6.1	5.2	4.7	4.1	
G44.0	3.9	3.5	3.5	5.0	5.8	5.6	4.8	4.5	3.9	
G45.0	3.7	3.3	3.4	4.7	5.5	5.2	4.5	4.2	3.7	
G46.0	3.6	3.2	3.2	4.5	5.2	4.9	4.2	4.0	3.6	
G47.0	3.5	3.0	3.1	4.3	4.9	4.6	3.9	3.8	3.5	
G48.0	3.3	3.0	3.0	4.1	4.6	4.4	3.7	3.6	3.3	
G49.0	3.1	2.9	2.9	4.0	4.4	4.1	3.6	3.4	3.1	
G50.0	3.0	2.8	2.7	3.8	4.2	3.9	3.4	3.3	3.0	
G51.0	2.8	2.7	2.6	3.5	4.0	3.8	3.3	3.2	2.8	
G52.0	2.7	2.7	2.5	3.3	3.8	3.7	3.1	3.0	2.7	
G53.0	2.6	2.6	2.4	3.1	3.7	3.5	3.0	2.9	2.6	
G54.0	2.5	2.5	2.4	3.0	3.5	3.4	3.0	2.8	2.5	
G55.0	2.5	2.4	2.3	2.8	3.3	3.3	2.9	2.7	2.5	
G56.0	2.5	2.3	2.2	2.6	3.1	3.2	2.8	2.6	2.5	
G57.0	2.4	2.3	2.1	2.4	3.0	3.0	2.7	2.5	2.4	
G58.0	2.3	2.2	1.8	2.2	2.8	2.8	2.6	2.5	2.3	
G59.0	2.3	2.2	1.9	2.1	2.7	2.7	2.5	2.4	2.3	
G60.0	2.3	2.1	1.8	2.0	2.4	2.6	2.4	2.3	2.3	
G61.0	2.2	2.0	1.7	1.9	2.3	2.5	2.3	2.2	2.2	
G62.0	2.1	1.9	1.6	1.7	2.1	2.3	2.3	2.2	2.1	
G63.0	2.0	1.8	1.5	1.6	1.9	2.2	2.2	2.1	2.0	
G64.0	2.0	1.7	1.4	1.5	1.8	2.1	2.1	2.0	2.0	
G65.0	1.8	1.6	1.2	1.3	1.6	2.0	2.1	2.0	1.8	
G66.0	1.8	1.5	1.1	1.2	1.5	1.8	2.0	1.9	1.8	
G67.0	1.6	1.4	1.0	1.1	1.4	1.7	1.9	1.9	1.6	
G68.0	1.6	1.3	0.9	0.9	1.3	1.6	1.8	1.8	1.6	
G69.0	1.5	1.1	0.8	0.8	1.1	1.5	1.8	1.8	1.5	
G70.0	1.5	1.1	0.7	0.7	1.1	1.3	1.7	1.7	1.5	
G71.0	1.3	1.0	0.6	0.6	0.9	1.2	1.5	1.5	1.3	
G72.0	1.2	0.9	0.6	0.6	0.8	1.1	1.4	1.5	1.2	
G73.0	1.1	0.8	0.5	0.5	0.7	1.0	1.3	1.4	1.1	

C Plane (°):0.0-360.0: 45.0

Test Lab:

Test Type: TYPE C

Temperature:

Operator:

Gamma Plane (°):0.0-180.0:1.0

Test Device:

Distance:

Humidity:

Inspector:

## Candlepower Table (Continue 2)

Unit: cd

G\C	C0.0	C45.0	C90.0	C135.0	C180.0	C225.0	C270.0	C315.0	C360.0	
G74.0	1.1	0.7	0.4	0.4	0.6	0.9	1.2	1.2	1.1	
G75.0	1.0	0.6	0.3	0.3	0.5	0.8	1.1	1.1	1.0	
G76.0	0.9	0.5	0.2	0.2	0.4	0.7	1.0	1.1	0.9	
G77.0	0.8	0.5	0.1	0.1	0.3	0.6	0.9	1.0	0.8	
G78.0	0.7	0.4	0.0	0.0	0.3	0.5	0.8	0.9	0.7	
G79.0	0.6	0.3	0.0	0.0	0.2	0.4	0.8	0.8	0.6	
G80.0	0.5	0.2	0.0	0.0	0.0	0.3	0.7	0.7	0.5	
G81.0	0.4	0.0	0.0	0.0	0.0	0.2	0.6	0.6	0.4	
G82.0	0.3	0.0	0.0	0.0	0.0	0.1	0.5	0.6	0.3	
G83.0	0.2	0.0	0.0	0.0	0.0	0.0	0.4	0.5	0.2	
G84.0	0.1	0.0	0.0	0.0	0.0	0.0	0.3	0.4	0.1	
G85.0	0.2	0.0	0.0	0.0	0.0	0.0	0.2	0.3	0.2	
G86.0	0.0	0.0	0.0	0.0	0.0	0.0	0.1	0.2	0.0	
G87.0	0.0	0.0	0.0	0.0	0.0	0.0	0.0	0.1	0.0	
G88.0	0.0	0.0	0.0	0.0	0.0	0.0	0.0	0.0	0.0	
G89.0	0.0	0.0	0.0	0.0	0.0	0.0	0.0	0.0	0.0	
G90.0	0.0	0.0	0.0	0.0	0.0	0.0	0.0	0.0	0.0	
G91.0	0.0	0.0	0.0	0.0	0.0	0.0	0.0	0.0	0.0	
G92.0	0.0	0.0	0.0	0.0	0.0	0.0	0.0	0.0	0.0	
G93.0	0.0	0.0	0.0	0.0	0.0	0.0	0.0	0.0	0.0	
G94.0	0.0	0.0	0.0	0.0	0.0	0.0	0.0	0.0	0.0	
G95.0	0.0	0.0	0.0	0.0	0.0	0.0	0.0	0.0	0.0	
G96.0	0.0	0.0	0.0	0.0	0.0	0.0	0.0	0.0	0.0	
G97.0	0.0	0.0	0.0	0.0	0.0	0.0	0.0	0.0	0.0	
G98.0	0.0	0.0	0.0	0.0	0.0	0.0	0.0	0.0	0.0	
G99.0	0.0	0.0	0.0	0.0	0.0	0.0	0.0	0.0	0.0	
G100.0	0.0	0.0	0.0	0.0	0.0	0.0	0.0	0.0	0.0	
G101.0	0.0	0.0	0.0	0.0	0.0	0.0	0.0	0.0	0.0	
G102.0	0.0	0.0	0.0	0.0	0.0	0.0	0.0	0.0	0.0	
G103.0	0.0	0.0	0.0	0.0	0.0	0.0	0.0	0.0	0.0	
G104.0	0.0	0.0	0.0	0.0	0.0	0.0	0.0	0.0	0.0	
G105.0	0.0	0.0	0.0	0.0	0.0	0.0	0.0	0.0	0.0	
G106.0	0.0	0.0	0.0	0.0	0.0	0.0	0.0	0.0	0.0	
G107.0	0.0	0.0	0.0	0.0	0.0	0.0	0.0	0.0	0.0	
G108.0	0.0	0.0	0.0	0.0	0.0	0.0	0.0	0.0	0.0	
G109.0	0.0	0.0	0.0	0.0	0.0	0.0	0.0	0.0	0.0	
G110.0	0.0	0.0	0.0	0.0	0.0	0.0	0.0	0.0	0.0	

C Plane (°):0.0-360.0: 45.0  
 Test Lab:  
 Test Type: TYPE C  
 Temperature:  
 Operator:

Gamma Plane (°):0.0-180.0:1.0  
 Test Device:  
 Distance:  
 Humidity:  
 Inspector:

### Candlepower Table (Continue 3)

Unit: cd

G\C	C0.0	C45.0	C90.0	C135.0	C180.0	C225.0	C270.0	C315.0	C360.0	
G111.0	0.0	0.0	0.0	0.0	0.0	0.0	0.0	0.0	0.0	
G112.0	0.0	0.0	0.0	0.0	0.0	0.0	0.0	0.0	0.0	
G113.0	0.0	0.0	0.0	0.0	0.0	0.0	0.0	0.0	0.0	
G114.0	0.0	0.0	0.0	0.0	0.0	0.0	0.0	0.0	0.0	
G115.0	0.0	0.0	0.0	0.0	0.0	0.0	0.0	0.0	0.0	
G116.0	0.0	0.0	0.0	0.0	0.0	0.0	0.0	0.0	0.0	
G117.0	0.0	0.0	0.0	0.0	0.0	0.0	0.0	0.0	0.0	
G118.0	0.0	0.0	0.0	0.0	0.0	0.0	0.0	0.0	0.0	
G119.0	0.0	0.0	0.0	0.0	0.0	0.0	0.0	0.0	0.0	
G120.0	0.0	0.0	0.0	0.0	0.0	0.0	0.0	0.0	0.0	
G121.0	0.0	0.0	0.0	0.0	0.0	0.0	0.0	0.0	0.0	
G122.0	0.0	0.0	0.0	0.0	0.0	0.0	0.0	0.0	0.0	
G123.0	0.0	0.0	0.0	0.0	0.0	0.0	0.0	0.0	0.0	
G124.0	0.0	0.0	0.0	0.0	0.0	0.0	0.0	0.0	0.0	
G125.0	0.0	0.0	0.0	0.0	0.0	0.0	0.0	0.0	0.0	
G126.0	0.0	0.0	0.0	0.0	0.0	0.0	0.0	0.0	0.0	
G127.0	0.0	0.0	0.0	0.0	0.0	0.0	0.0	0.0	0.0	
G128.0	0.0	0.0	0.0	0.0	0.0	0.0	0.0	0.0	0.0	
G129.0	0.0	0.0	0.0	0.0	0.0	0.0	0.0	0.0	0.0	
G130.0	0.0	0.0	0.0	0.0	0.0	0.0	0.0	0.0	0.0	
G131.0	0.0	0.0	0.0	0.0	0.0	0.0	0.0	0.0	0.0	
G132.0	0.0	0.0	0.0	0.0	0.0	0.0	0.0	0.0	0.0	
G133.0	0.0	0.0	0.0	0.0	0.0	0.0	0.0	0.0	0.0	
G134.0	0.0	0.0	0.0	0.0	0.0	0.0	0.0	0.0	0.0	
G135.0	0.0	0.0	0.0	0.0	0.0	0.0	0.0	0.0	0.0	
G136.0	0.0	0.0	0.0	0.0	0.0	0.0	0.0	0.0	0.0	
G137.0	0.0	0.0	0.0	0.0	0.0	0.0	0.0	0.0	0.0	
G138.0	0.0	0.0	0.0	0.0	0.0	0.0	0.0	0.0	0.0	
G139.0	0.0	0.0	0.0	0.0	0.0	0.0	0.0	0.0	0.0	
G140.0	0.0	0.0	0.1	0.0	0.0	0.0	0.0	0.0	0.0	
G141.0	0.0	0.0	0.1	0.1	0.0	0.0	0.0	0.0	0.0	
G142.0	0.0	0.1	0.2	0.1	0.0	0.0	0.0	0.0	0.0	
G143.0	0.0	0.2	0.2	0.2	0.0	0.0	0.0	0.0	0.0	
G144.0	0.1	0.2	0.3	0.2	0.1	0.0	0.0	0.0	0.1	
G145.0	0.1	0.2	0.3	0.2	0.2	0.0	0.0	0.0	0.1	
G146.0	0.2	0.3	0.3	0.3	0.2	0.1	0.0	0.0	0.2	
G147.0	0.2	0.3	0.4	0.3	0.2	0.1	0.0	0.0	0.2	

C Plane (°):0.0-360.0: 45.0  
 Test Lab:  
 Test Type: TYPE C  
 Temperature:  
 Operator:

Gamma Plane (°):0.0-180.0:1.0  
 Test Device:  
 Distance:  
 Humidity:  
 Inspector:

### Candlepower Table (Continue 4)

Unit: cd

G\C	C0.0	C45.0	C90.0	C135.0	C180.0	C225.0	C270.0	C315.0	C360.0	
G148.0	0.3	0.4	0.4	0.3	0.3	0.2	0.0	0.1	0.3	
G149.0	0.3	0.4	0.4	0.4	0.6	0.2	0.1	0.2	0.3	
G150.0	0.3	0.4	0.5	0.4	0.3	0.2	0.2	0.2	0.3	
G151.0	0.4	0.4	0.5	0.4	0.4	0.3	0.2	0.2	0.4	
G152.0	0.4	0.5	0.6	0.5	0.4	0.3	0.2	0.3	0.4	
G153.0	0.4	0.5	0.6	0.5	0.5	0.3	0.3	0.3	0.4	
G154.0	0.5	0.5	0.6	0.5	0.5	0.4	0.3	0.4	0.5	
G155.0	0.5	0.6	0.6	0.6	0.5	0.4	0.3	0.4	0.5	
G156.0	0.5	0.6	0.6	0.6	0.6	0.5	0.4	0.4	0.5	
G157.0	0.6	0.6	0.6	0.6	0.6	0.5	0.4	0.5	0.6	
G158.0	0.6	0.6	0.7	0.6	0.6	0.5	0.5	0.5	0.6	
G159.0	0.6	0.7	0.7	0.6	0.6	0.6	0.5	0.5	0.6	
G160.0	0.6	0.7	0.7	0.6	0.7	0.6	0.5	0.6	0.6	
G161.0	0.7	0.7	0.7	0.6	0.7	0.6	0.6	0.6	0.7	
G162.0	0.7	0.7	0.7	0.7	0.7	0.6	0.6	0.6	0.7	
G163.0	0.7	0.7	0.7	0.7	0.7	0.6	0.6	0.6	0.7	
G164.0	0.7	0.7	0.7	0.7	0.7	0.7	0.6	0.6	0.7	
G165.0	0.8	0.7	0.7	0.7	0.7	0.7	0.6	0.6	0.8	
G166.0	0.8	0.7	0.7	0.7	0.7	0.7	0.7	0.7	0.8	
G167.0	0.8	0.7	0.7	0.7	0.7	0.7	0.7	0.7	0.8	
G168.0	0.8	0.7	0.7	0.7	0.8	0.7	0.7	0.7	0.8	
G169.0	0.8	0.7	0.7	0.7	0.8	0.7	0.7	0.7	0.8	
G170.0	0.8	0.7	0.7	0.7	0.7	0.7	0.7	0.7	0.8	
G171.0	0.7	0.7	0.7	0.7	0.7	0.7	0.7	0.7	0.7	
G172.0	0.8	0.7	0.7	0.7	0.7	0.7	0.7	0.7	0.8	
G173.0	0.7	0.7	0.7	0.7	0.7	0.7	0.7	0.7	0.7	
G174.0	0.8	0.7	0.7	0.7	0.7	0.7	0.7	0.7	0.8	
G175.0	0.7	0.7	0.7	0.7	0.7	0.7	0.7	0.7	0.7	
G176.0	0.7	0.7	0.7	0.7	0.7	0.7	0.7	0.7	0.7	
G177.0	0.8	0.7	0.7	0.7	0.7	0.7	0.7	0.7	0.8	
G178.0	0.8	0.7	0.7	0.7	0.8	0.7	0.7	0.7	0.8	
G179.0	0.8	0.7	0.7	0.7	0.8	0.7	0.7	0.7	0.8	
G180.0	0.8	0.7	0.7	0.7	0.8	0.7	0.7	0.7	0.8	

C Plane (°):0.0-360.0: 45.0  
 Test Lab:  
 Test Type: TYPE C  
 Temperature:  
 Operator:

Gamma Plane (°):0.0-180.0:1.0  
 Test Device:  
 Distance:  
 Humidity:  
 Inspector: