

Report No.:

Test Time: 2021/9/15 21:41

## Luminaire Property

Luminaire Manufacturer:

Luminaire Category:

Luminaire Description: MLS054W12V30KD(40°,黑胶)

Lamp Catalog: L150-3080500600000 (K3A2流明)

Lamp Description: MSPI-DDC1T2S-500 (3.51W)

Number of Lamps:

Lumens per Lamp:

Luminous Length (mm):

Luminous Width (mm):

Luminous Height (mm):

Voltage: 12.4 V

Current: 0.361 A

Power: 3.49 W

Power Factor: 0.777

Volt Amps: 4.49 VA

## Photometric Results

CIE Class: Direct

Measurement Flux: 343.3 lm

Downward Ratio: 99%

Horizontal Diffuse Angle(25%,50%,75%,100%): H63.3,H46.5,H33.2,H3

Vertical Diffuse Angle(25%,50%,75%,100%): V63.3,V46.5,V32.7,V2

Luminaire Efficacy Rating (LER): 98.43

Max. Intensity: 473.59 cd

S/MH(C0/C180): 0.74

Total Rated Lamp Lumens: 343.3 lm

Efficiency: 100%


Upward Ratio: 1%

C0r0 Intensity: 471.51 cd

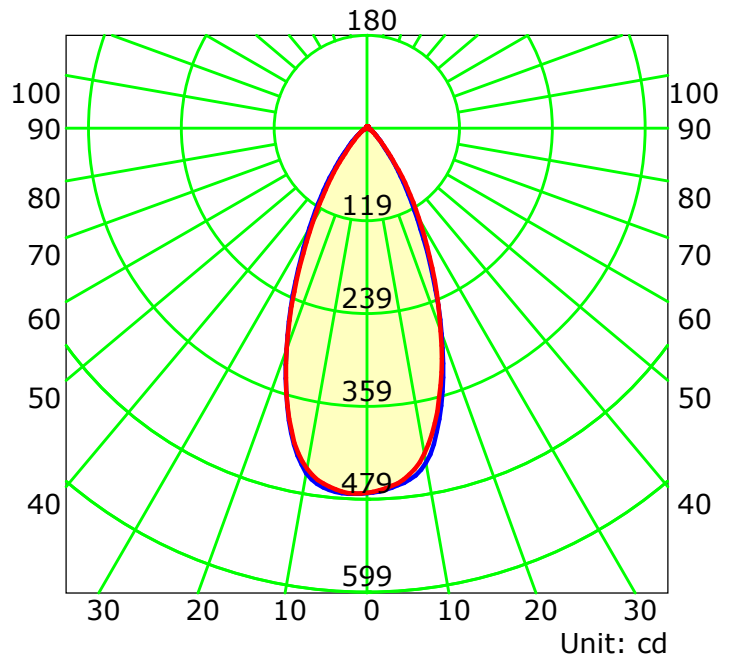
Pos of Max. Intensity: H210 V3

S/MH(C90/C270): 0.74

Picture Of Luminaire



Luminous Intensity Distribution Curve



Average Diffuse Angle(50%): 46.5°

C Plane (°):0.0-360.0: 30.0

Test Lab:

Test Type: TYPE C

Temperature:

Operator:

Gamma Plane (°):0.0-180.0:1.0C270

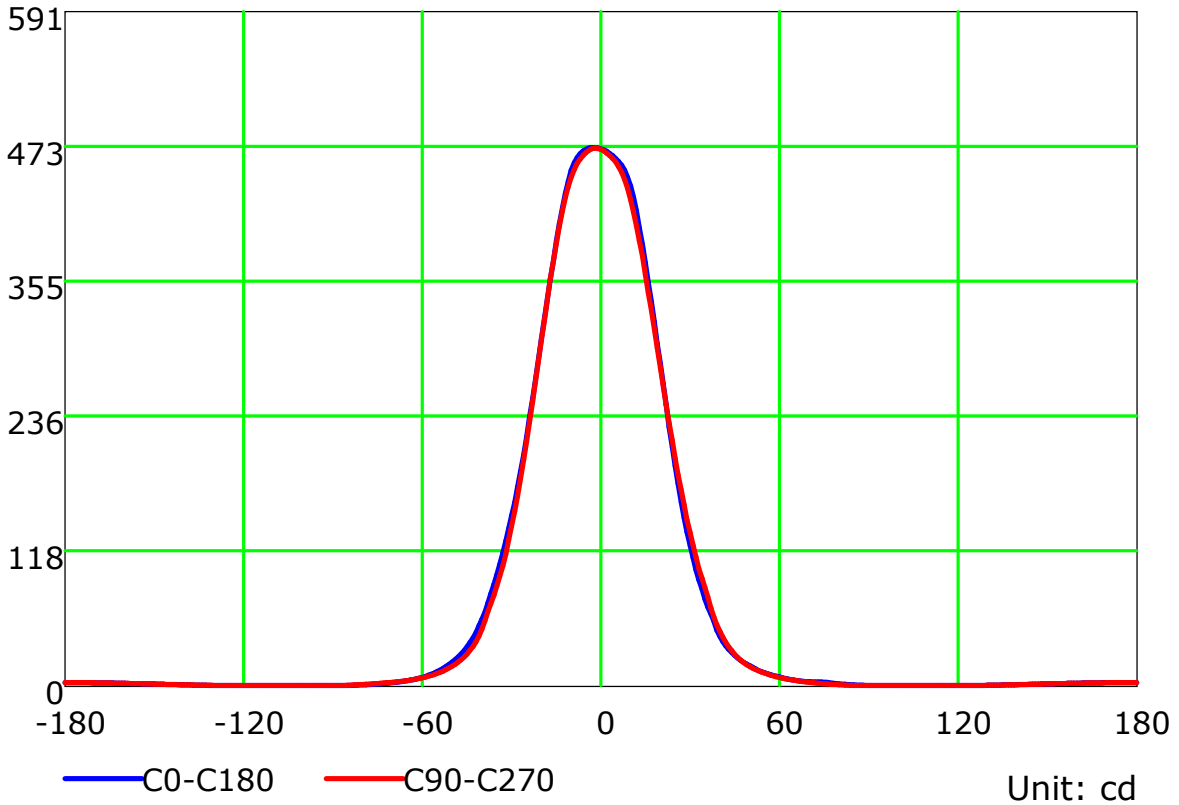
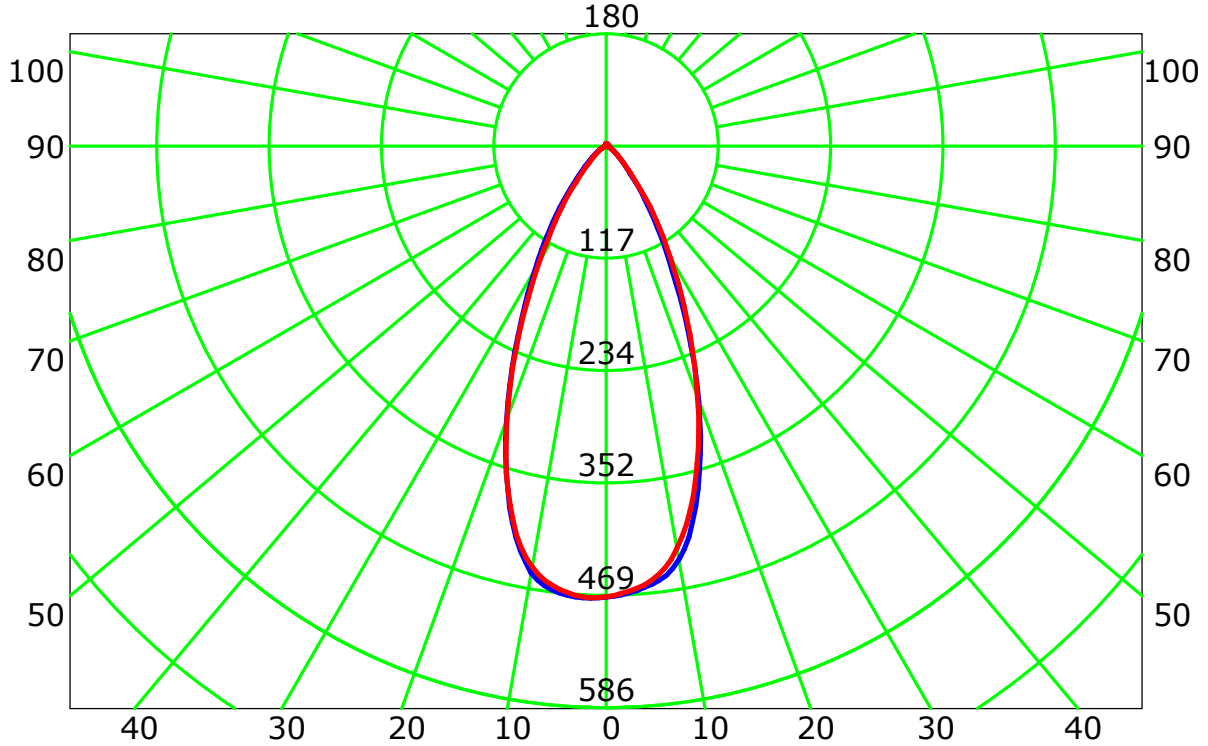
Test Device: GPM-1800B

Distance: 11.573 m [K=1.0000]

Humidity:

Inspector:

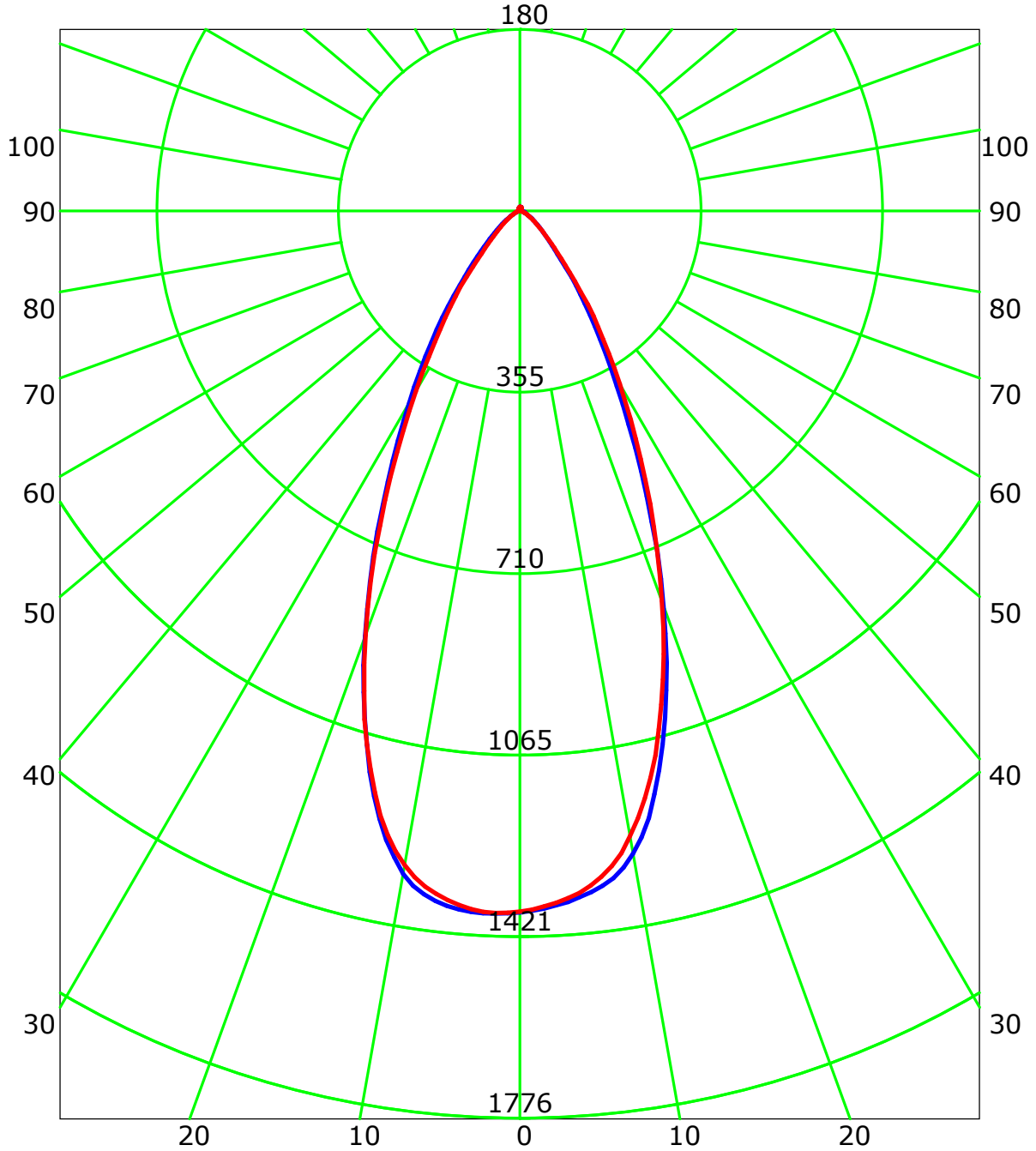
## Luminous Intensity Distribution Curve



C Plane (°):0.0-360.0: 30.0  
 Test Lab:  
 Test Type: TYPE C  
 Temperature:  
 Operator:

Gamma Plane (°):0.0-180.0:1.0  
 Test Device: GPM-1800B  
 Distance: 11.573 m [K=1.0000]  
 Humidity:  
 Inspector:

## Luminous Intensity Distribution Curve(cd/klm)



cd/klm η=100%  
 L150-3080500600000 (K3A2流明) /MSPI-DDC1T2S-500 (3.51W)  
— C90-C270

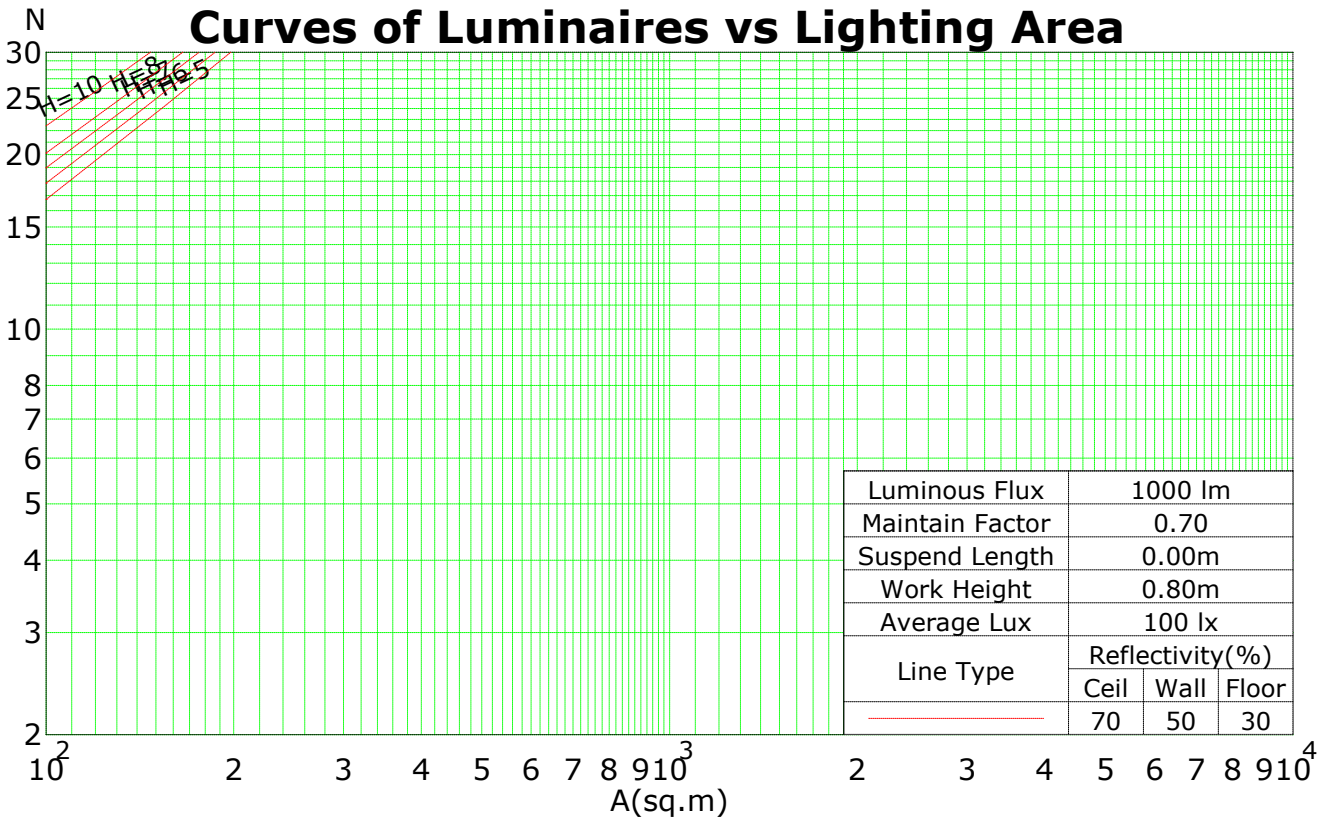
C Plane (°):0.0-360.0: 30.0  
 Test Lab:  
 Test Type: TYPE C  
 Temperature:  
 Operator:

Gamma Plane (°):0.0-180.0:1.0  
 Test Device: GPM-1800B  
 Distance: 11.573 m [K=1.0000]  
 Humidity:  
 Inspector:

## Coefficients Of Utilization - Zonal Cavity Method

RC	0.8	0.8	0.8	0.8	0.7	0.7	0.7	0.7	0.5	0.5	0.5	0.3	0.3	0.3	0.1	0.1	0.1	0
RW	0.7	0.5	0.3	0.1	0.7	0.5	0.3	0.1	0.5	0.3	0.1	0.5	0.3	0.1	0.5	0.3	0.1	0
RCR	RF = 0.2																	
0	1.19	1.19	1.19	1.19	1.16	1.16	1.16	1.16	1.11	1.11	1.11	1.06	1.06	1.06	1.01	1.01	1.01	0.99
1	1.13	1.10	1.08	1.05	1.11	1.08	1.06	1.04	1.04	1.02	1.00	1.00	0.99	0.97	0.96	0.95	0.94	0.92
2	1.07	1.02	0.98	0.95	1.05	1.01	0.97	0.94	0.97	0.94	0.91	0.94	0.92	0.89	0.91	0.89	0.87	0.86
3	1.02	0.95	0.90	0.86	1.00	0.94	0.89	0.86	0.91	0.87	0.84	0.89	0.85	0.83	0.86	0.84	0.81	0.80
4	0.97	0.89	0.84	0.79	0.95	0.88	0.83	0.79	0.86	0.81	0.78	0.84	0.80	0.77	0.82	0.78	0.76	0.74
5	0.92	0.84	0.78	0.73	0.90	0.83	0.77	0.73	0.81	0.76	0.72	0.79	0.75	0.72	0.77	0.74	0.71	0.69
6	0.87	0.79	0.73	0.68	0.86	0.78	0.72	0.68	0.76	0.71	0.67	0.75	0.70	0.67	0.73	0.69	0.66	0.65
7	0.83	0.74	0.68	0.64	0.82	0.73	0.68	0.64	0.72	0.67	0.63	0.71	0.66	0.63	0.70	0.66	0.62	0.61
8	0.79	0.70	0.64	0.60	0.78	0.69	0.64	0.60	0.68	0.63	0.59	0.67	0.63	0.59	0.66	0.62	0.59	0.57
9	0.76	0.66	0.60	0.56	0.75	0.66	0.60	0.56	0.65	0.60	0.56	0.64	0.59	0.56	0.63	0.59	0.56	0.54
10	0.72	0.63	0.57	0.53	0.71	0.62	0.57	0.53	0.62	0.57	0.53	0.61	0.56	0.53	0.60	0.56	0.53	0.51

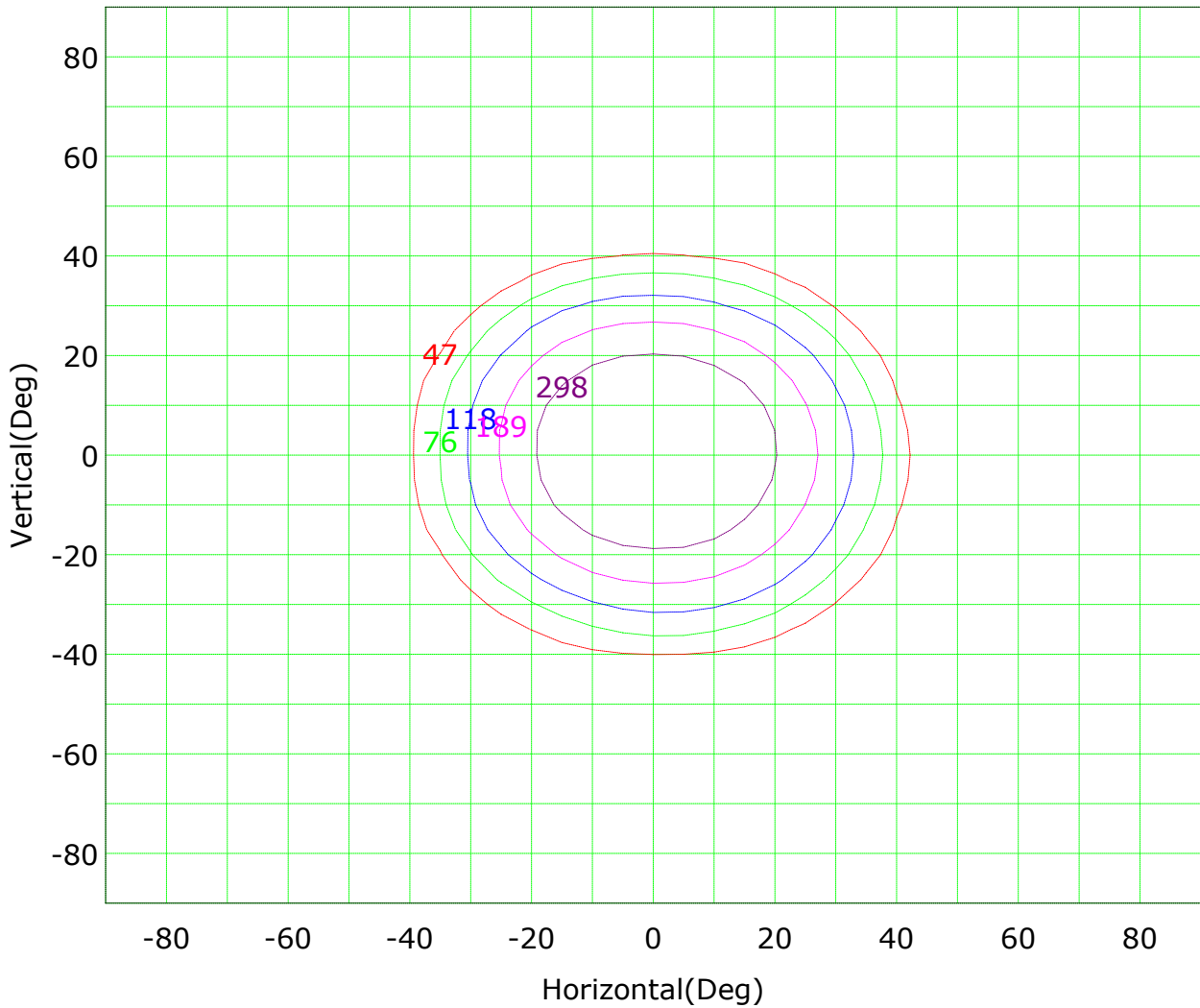
Spacing Criteria (0-180): 0.74  
 Spacing Criteria (90-270): 0.74  
 Spacing Criteria (Diagonal): 0.74



C Plane (°):0.0-360.0: 30.0  
 Test Lab:  
 Test Type: TYPE C  
 Temperature:  
 Operator:

Gamma Plane (°):0.0-180.0:1.0  
 Test Device: GPM-1800B  
 Distance: 11.573 m [K=1.0000]  
 Humidity:  
 Inspector:

## Isocandela (rectangle)



Imax (100%): 474 cd

— ( 10%):	47 cd	— ( 16%):	76 cd
— ( 25%):	118 cd	— ( 40%):	189 cd
— ( 63%):	298 cd	— (100%):	474 cd

C Plane (°):0.0-360.0: 30.0

Test Lab:

Test Type: TYPE C

Temperature:

Operator:

Gamma Plane (°):0.0-180.0:1.0

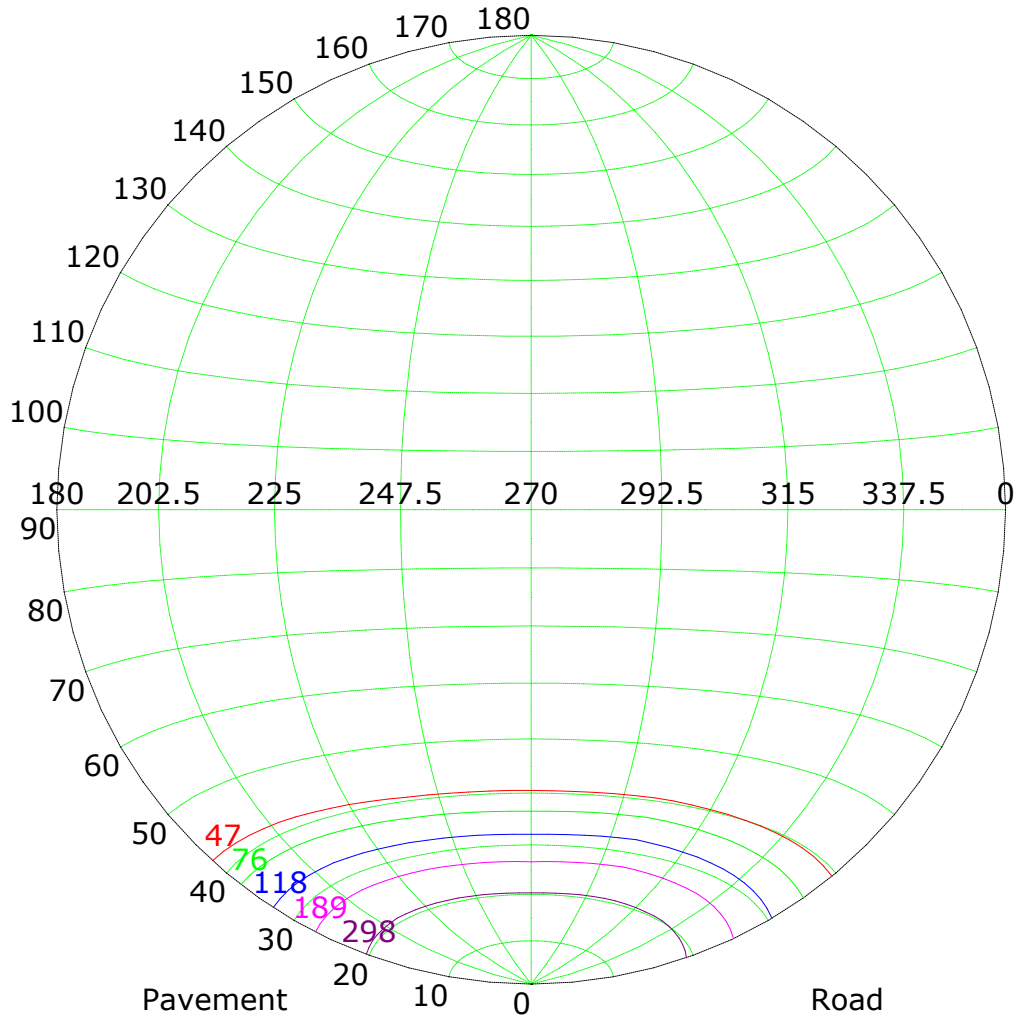
Test Device: GPM-1800B

Distance: 11.573 m [K=1.0000]

Humidity:

Inspector:

## Isocandela (sphere)



Imax (100%): 474 cd

— ( 10%):	47 cd	— ( 16%):	76 cd
— ( 25%):	118 cd	— ( 40%):	189 cd
— ( 63%):	298 cd	— (100%):	474 cd

C Plane (°):0.0-360.0: 30.0

Test Lab:

Test Type: TYPE C

Temperature:

Operator:

Gamma Plane (°):0.0-180.0:1.0

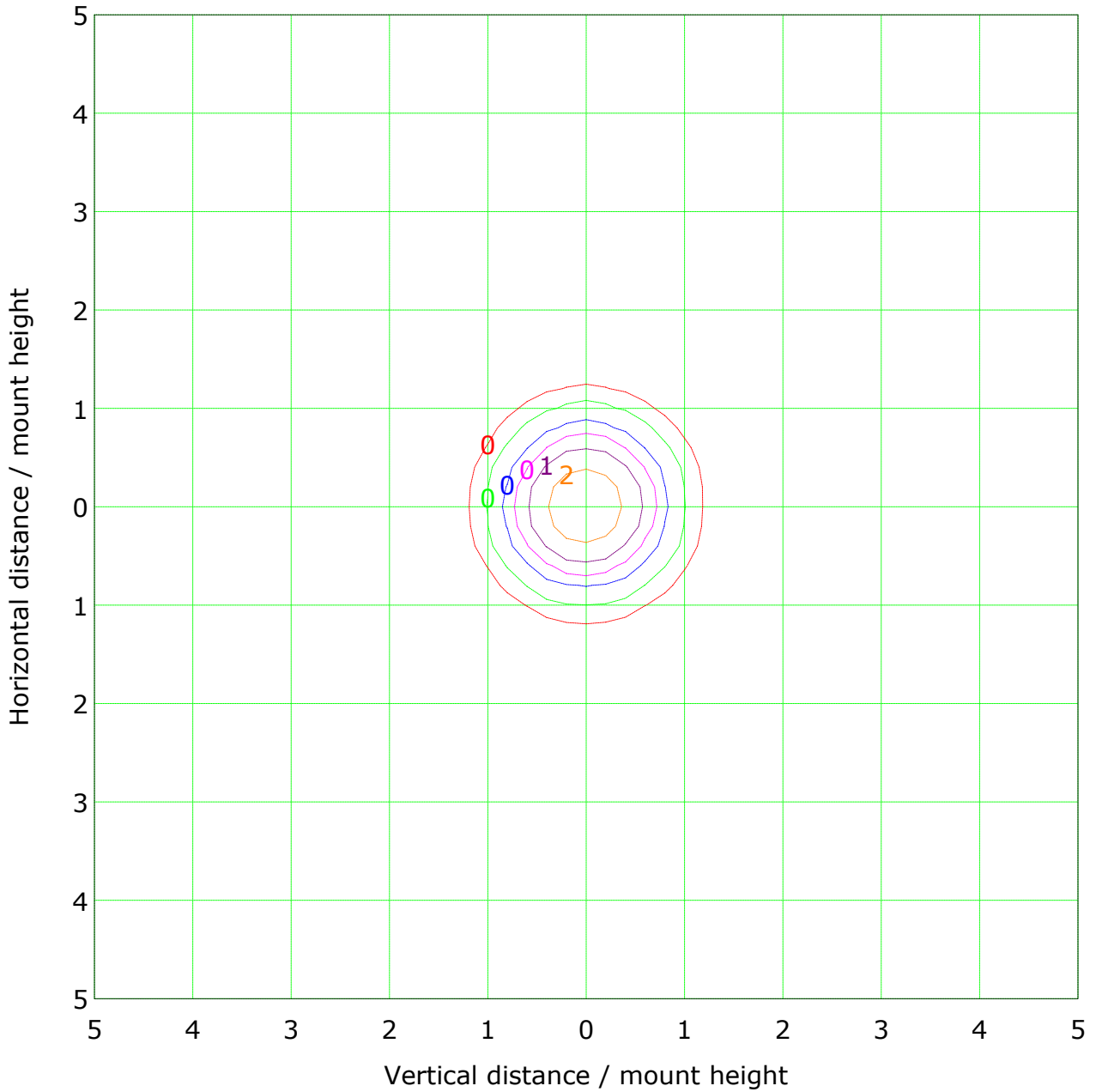
Test Device: GPM-1800B

Distance: 11.573 m [K=1.0000]

Humidity:

Inspector:

## IsoLux Plot



Mounting Height: 10.0m		Max Lux(100%): 4.7 lx	
<ul style="list-style-type: none"> <li><span style="color: red;">—</span> ( 1%): 0.0 lx</li> <li><span style="color: blue;">—</span> ( 5%): 0.2 lx</li> <li><span style="color: purple;">—</span> (20%): 0.9 lx</li> <li><span style="color: green;">—</span> (100%): 4.7 lx</li> </ul>	<ul style="list-style-type: none"> <li><span style="color: green;">—</span> ( 2%): 0.1 lx</li> <li><span style="color: magenta;">—</span> (10%): 0.5 lx</li> <li><span style="color: orange;">—</span> (50%): 2.4 lx</li> </ul>		

C Plane (°):0.0-360.0: 30.0

Test Lab:

Test Type: TYPE C

Temperature:

Operator:

Gamma Plane (°):0.0-180.0:1.0

Test Device: GPM-1800B

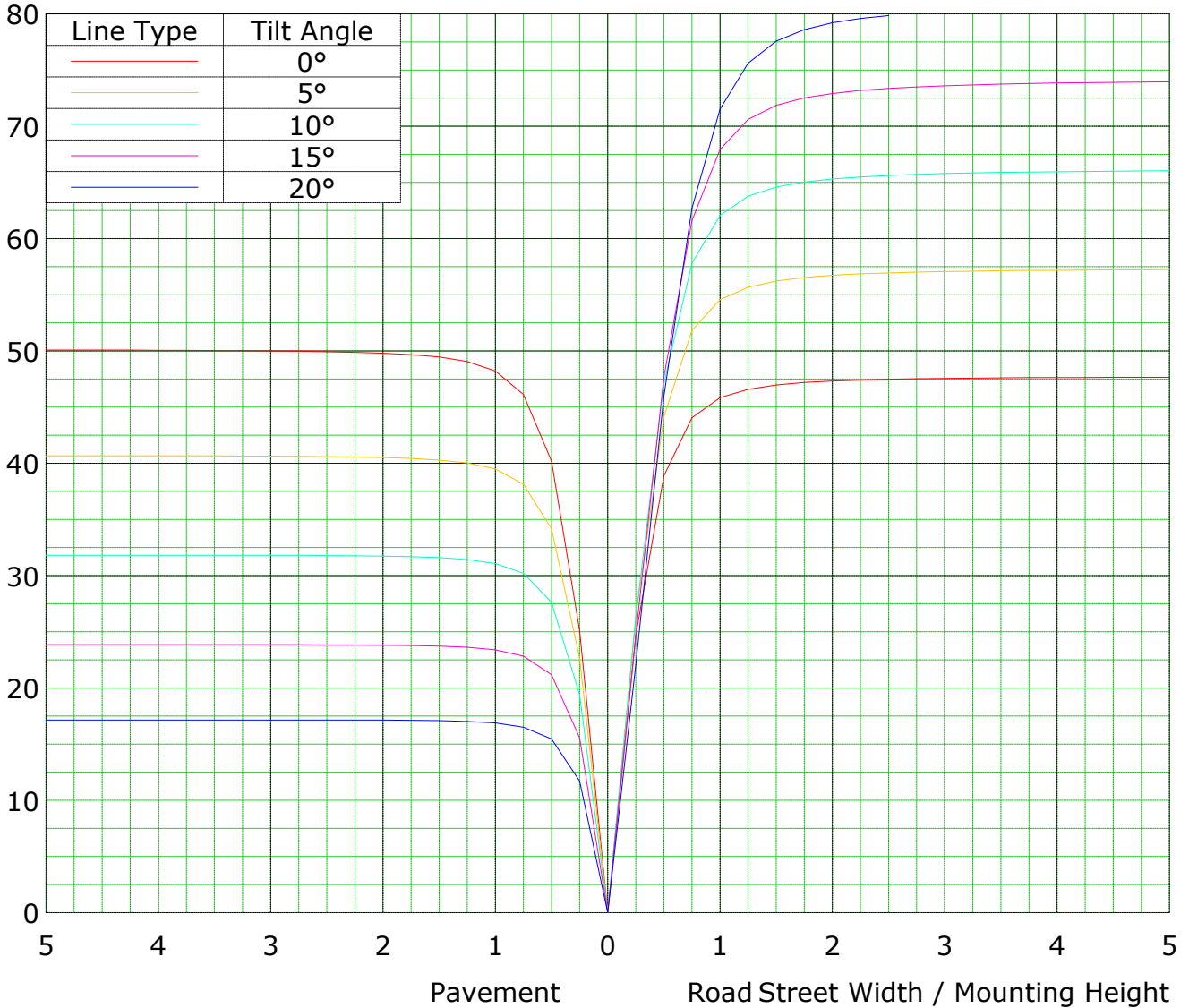
Distance: 11.573 m [K=1.0000]

Humidity:

Inspector:

## Roadway CU Curve

Efficiency(%)



C Plane (°):0.0-360.0: 30.0

Test Lab:

Test Type: TYPE C

Temperature:

Operator:

Gamma Plane (°):0.0-180.0:1.0

Test Device: GPM-1800B

Distance: 11.573 m [K=1.0000]

Humidity:

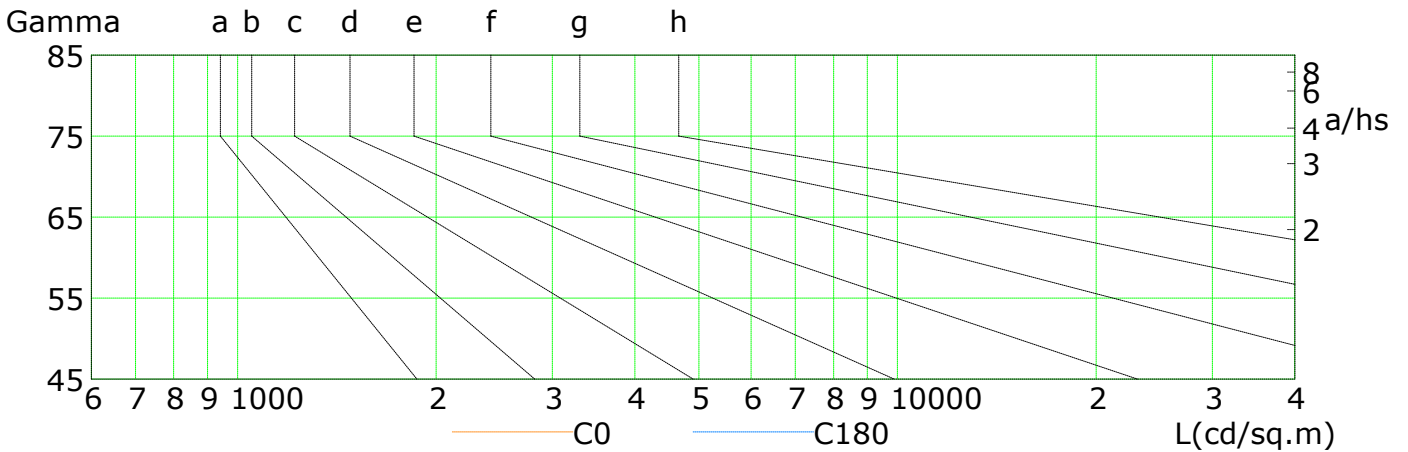
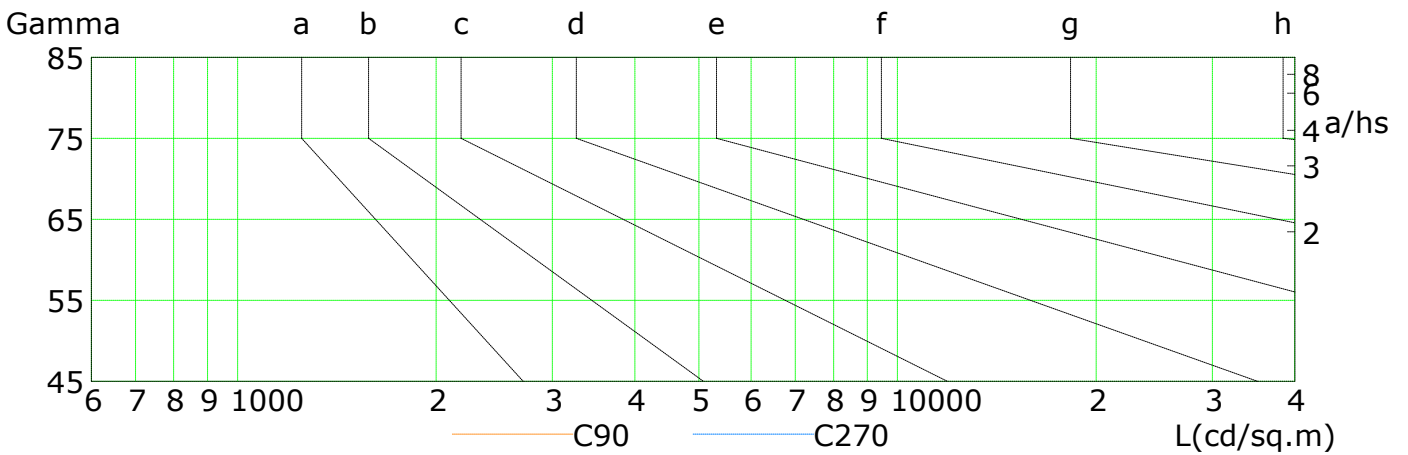
Inspector:



## Lum Limit Curve

Dazzle	Quality	Illuminance (lx)							
		2000	1000	500	<=300				
1.15	A	2000	1000	500	<=300				
1.50	B		2000	1000	500	<=300			
1.85	C			2000	1000	500	<=300		
2.20	D				2000	1000	500	<=300	
2.55	E					2000	1000	500	<=300

a b c d e f g h



L(cd/sq.m)	G45	G50	G55	G60	G65	G70	G75	G80	G85
C0	27	17	11	8	5	3	3	2	1
C90	27	17	11	7	5	3	2	1	0
C180	34	21	12	7	4	3	1	1	0
C270	28	17	11	7	4	3	2	1	0

C Plane (°):0.0-360.0: 30.0

Test Lab:

Test Type: TYPE C

Temperature:

Operator:

Gamma Plane (°):0.0-180.0:1.0

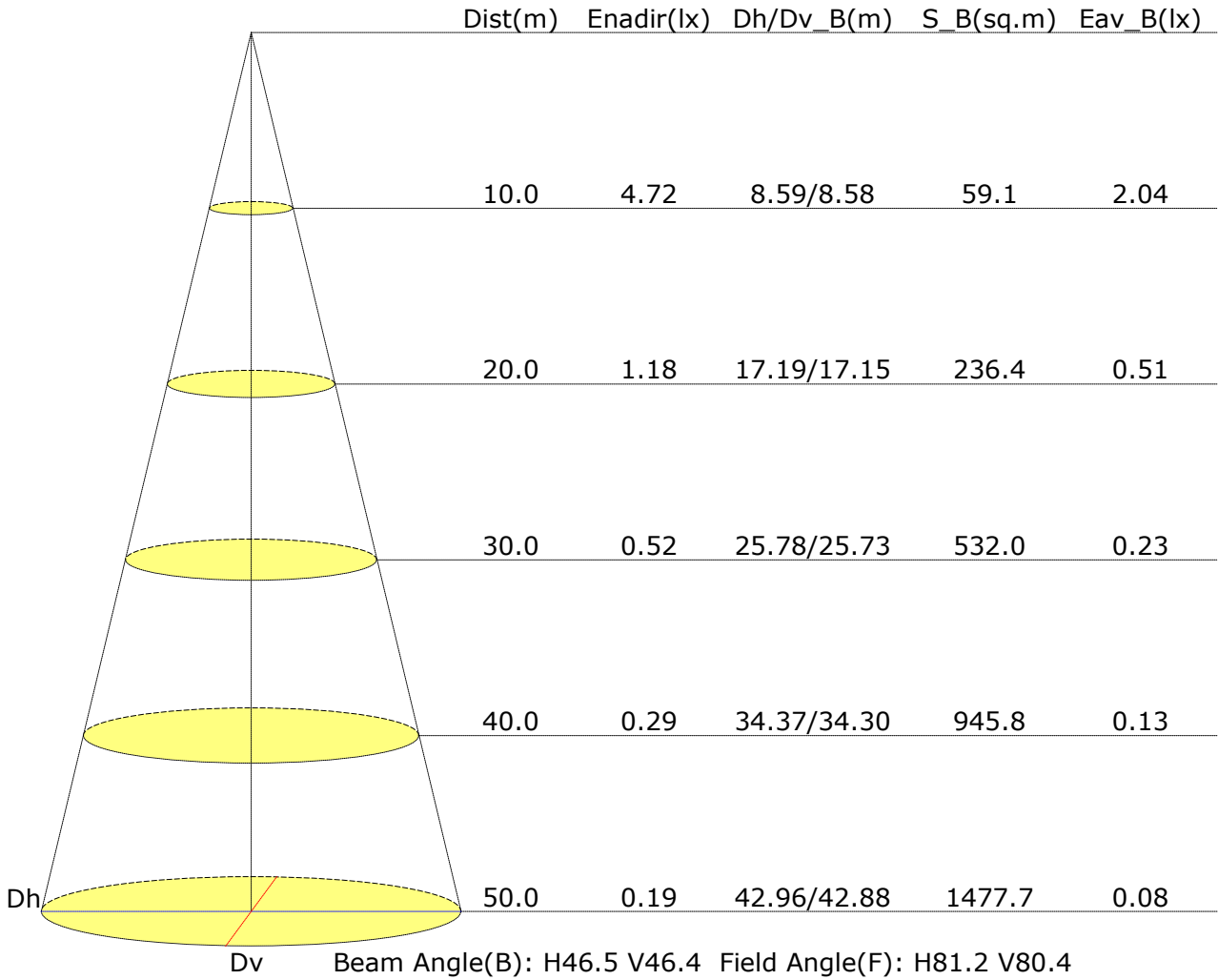
Test Device: GPM-1800B

Distance: 11.573 m [K=1.0000]

Humidity:

Inspector:

## Illuminance at a Distance



C Plane (°):0.0-360.0: 30.0

Test Lab:

Test Type: TYPE C

Temperature:

Operator:

Gamma Plane (°):0.0-180.0:1.0

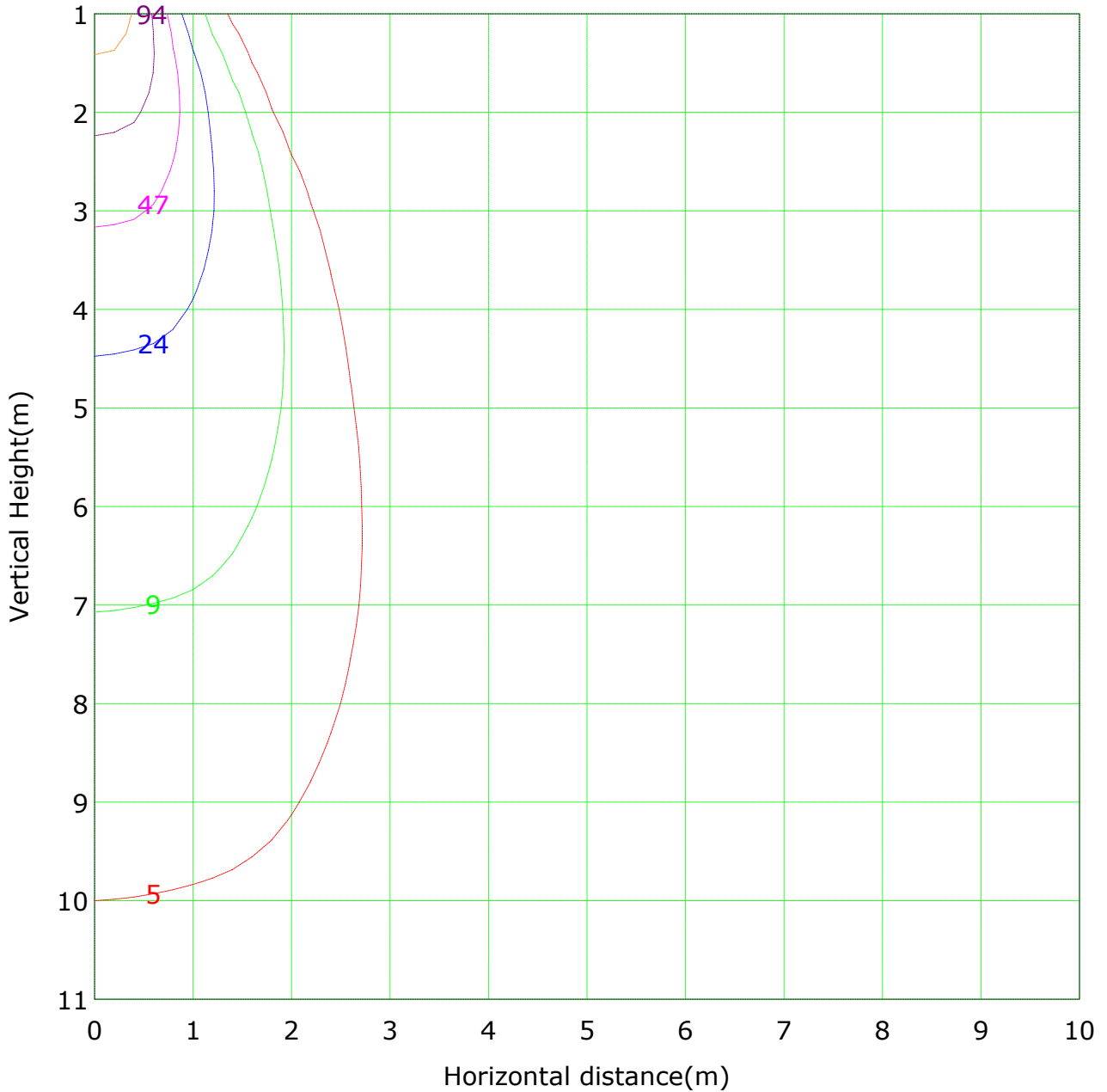
Test Device: GPM-1800B

Distance: 11.573 m [K=1.0000]

Humidity:

Inspector:

## Vertical IsoLux Plot



Lowest(m): 1.0m	Highest(m): 11.0m	Max Lux: 471.5 lx
— ( 1%): 4.7 lx	— ( 2%): 9.4 lx	
— ( 5%): 23.6 lx	— ( 10%): 47.2 lx	
— ( 20%): 94.3 lx	— ( 50%): 235.8 lx	
— (100%): 471.5 lx		

C Plane (°):0.0-360.0: 30.0

Test Lab:

Test Type: TYPE C

Temperature:

Operator:

Gamma Plane (°):0.0-180.0:1.0

Test Device: GPM-1800B

Distance: 11.573 m [K=1.0000]

Humidity:

Inspector:

**Area Flux Table**

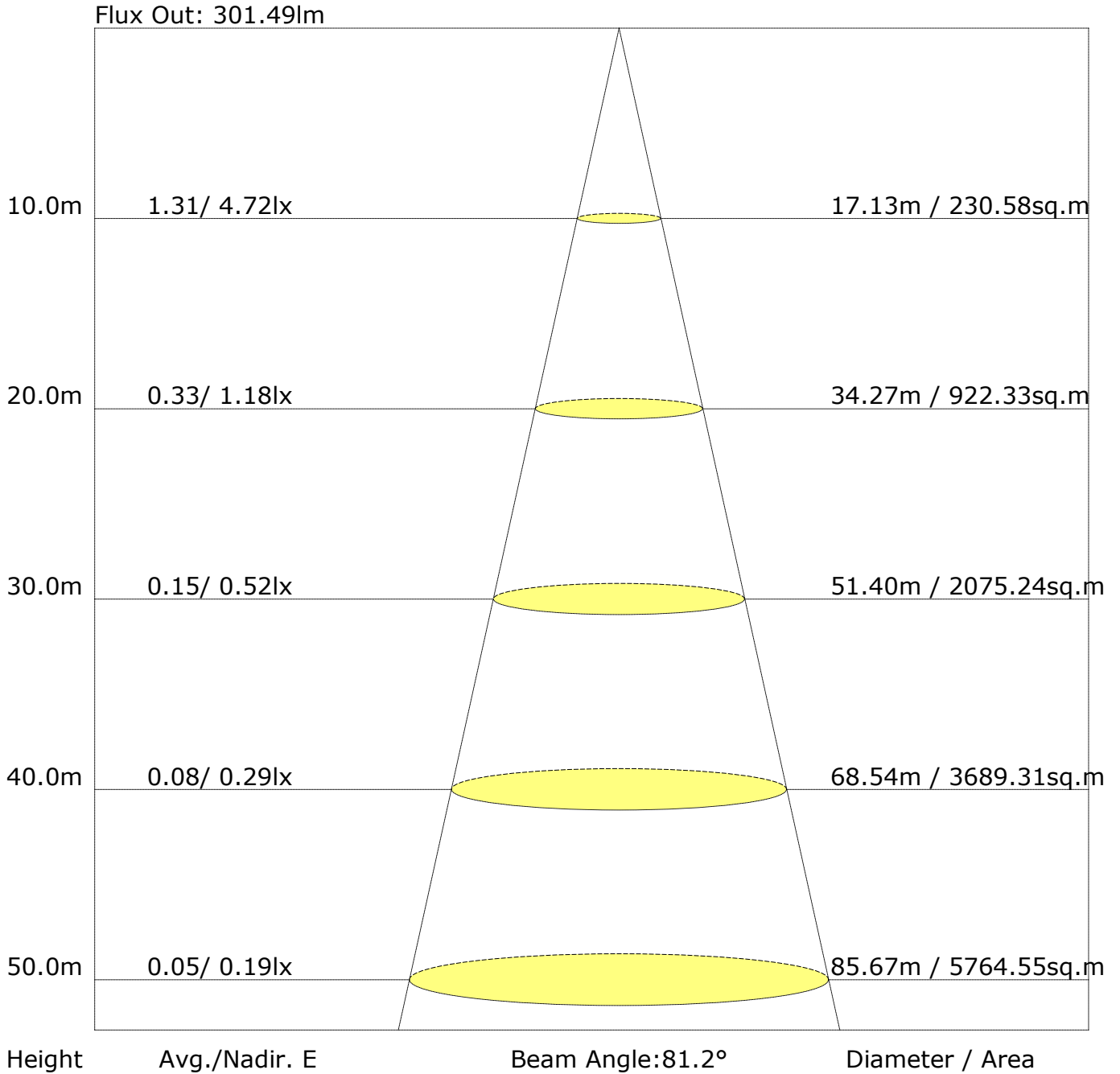
Unit: lm

		Vertical plane																				
		-90	-80	-70	-60	-50	-40	-30	-20	-10	0	10	20	30	40	50	60	70	80	90	Flux(T)	Flux(E)
Horizontal plane	-90	0.0	0.0	0.0	0.0	0.0	0.0	0.0	0.0	0.0	0.0	0.0	0.0	0.0	0.0	0.0	0.0	0.0	0.0	0.0	0.0	0.0
	-80	0.0	0.0	0.0	0.0	0.0	0.0	0.0	0.0	0.0	0.0	0.0	0.0	0.0	0.0	0.0	0.0	0.0	0.0	0.0	0.1	0.0
	-70	0.0	0.0	0.0	0.0	0.0	0.0	0.0	0.0	0.1	0.1	0.1	0.1	0.1	0.1	0.1	0.1	0.1	0.1	0.1	0.5	0.0
	-60	0.0	0.0	0.0	0.0	0.0	0.0	0.0	0.0	0.1	0.2	0.2	0.2	0.2	0.2	0.1	0.0	0.0	0.0	0.0	1.7	0.0
	-50	0.0	0.0	0.0	0.0	0.0	0.0	0.0	0.0	0.1	0.2	0.3	0.3	0.4	0.4	0.1	0.0	0.0	0.0	0.0	4.8	0.4
	-40	0.0	0.0	0.0	0.0	0.0	0.0	0.0	0.0	0.1	0.2	0.3	0.3	0.6	0.6	0.1	0.0	0.0	0.0	0.0	9.5	9.5
	-30	0.0	0.0	0.0	0.0	0.0	0.0	0.0	0.0	0.1	0.2	0.3	0.5	0.6	0.6	0.2	0.0	0.0	0.0	0.0	27.2	27.2
	-20	0.0	0.0	0.0	0.0	0.0	0.0	0.0	0.0	0.1	0.2	0.3	0.5	0.7	0.7	0.2	0.0	0.0	0.0	0.0	51.2	51.2
	-10	0.0	0.0	0.0	0.0	0.0	0.0	0.0	0.0	0.1	0.2	0.3	0.5	0.7	0.9	0.3	0.0	0.0	0.0	0.0	67.0	67.0
	0	0.0	0.0	0.0	0.0	0.0	0.0	0.0	0.0	0.1	0.2	0.3	0.5	0.7	0.9	0.3	0.0	0.0	0.0	0.0	66.1	66.1
	10	0.0	0.0	0.0	0.0	0.0	0.0	0.0	0.0	0.1	0.2	0.3	0.5	0.7	0.9	0.3	0.0	0.0	0.0	0.0	48.9	48.9
	20	0.0	0.0	0.0	0.0	0.0	0.0	0.0	0.0	0.1	0.2	0.3	0.5	0.7	0.9	0.3	0.0	0.0	0.0	0.0	24.1	24.1
	30	0.0	0.0	0.0	0.0	0.0	0.0	0.0	0.0	0.1	0.2	0.3	0.5	0.7	0.9	0.3	0.0	0.0	0.0	0.0	6.7	6.7
	40	0.0	0.0	0.0	0.0	0.0	0.0	0.0	0.0	0.1	0.2	0.3	0.5	0.7	0.9	0.3	0.0	0.0	0.0	0.0	0.0	0.0
	50	0.0	0.0	0.0	0.0	0.0	0.0	0.0	0.0	0.1	0.2	0.3	0.5	0.7	0.9	0.3	0.0	0.0	0.0	0.0	0.0	0.0
	60	0.0	0.0	0.0	0.0	0.0	0.0	0.0	0.0	0.1	0.2	0.3	0.5	0.7	0.9	0.3	0.0	0.0	0.0	0.0	0.0	0.0
	70	0.0	0.0	0.0	0.0	0.0	0.0	0.0	0.0	0.1	0.2	0.3	0.5	0.7	0.9	0.3	0.0	0.0	0.0	0.0	0.0	0.0
	80	0.0	0.0	0.0	0.0	0.0	0.0	0.0	0.0	0.1	0.2	0.3	0.5	0.7	0.9	0.3	0.0	0.0	0.0	0.0	0.0	0.0
90	0.0	0.0	0.0	0.0	0.0	0.0	0.0	0.0	0.1	0.2	0.3	0.5	0.7	0.9	0.3	0.0	0.0	0.0	0.0	0.0	0.0	
																				340	301	

C Plane (°):0.0-360.0: 30.0  
 Test Lab:  
 Test Type: TYPE C  
 Temperature:  
 Operator:

Gamma Plane (°):0.0-180.0:1.0  
 Test Device: GPM-1800B  
 Distance: 11.573 m [K=1.0000]  
 Humidity:  
 Inspector:

## The Average Illuminance Effective Figure



C Plane (°):0.0-360.0: 30.0

Test Lab:

Test Type: TYPE C

Temperature:

Operator:

Gamma Plane (°):0.0-180.0:1.0

Test Device: GPM-1800B

Distance: 11.573 m [K=1.0000]

Humidity:

Inspector:

## UGR Table

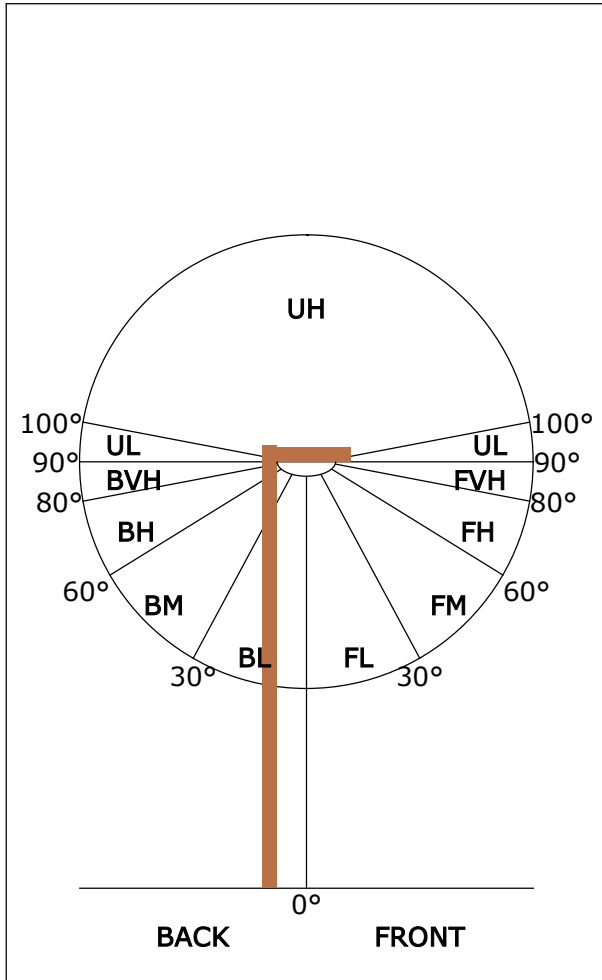
Room dimensions	Viewed crosswise					Viewed endwise				
Reflectance:										
Ceiling (cavity)	0.7	0.7	0.5	0.5	0.3	0.7	0.7	0.5	0.5	0.3
Wall	0.5	0.3	0.5	0.3	0.3	0.5	0.3	0.5	0.3	0.3
Reference plane	0.2	0.2	0.2	0.2	0.2	0.2	0.2	0.2	0.2	0.2
X=2H Y=2H	1.\$	1.\$	1.\$	1.\$	1.\$	1.\$	1.\$	1.\$	1.\$	1.\$
3H	1.\$	1.\$	1.\$	1.\$	1.\$	1.\$	1.\$	1.\$	1.\$	1.\$
4H	1.\$	1.\$	1.\$	1.\$	1.\$	1.\$	1.\$	1.\$	1.\$	1.\$
6H	1.\$	1.\$	1.\$	1.\$	1.\$	1.\$	1.\$	1.\$	1.\$	1.\$
8H	1.\$	1.\$	1.\$	1.\$	1.\$	1.\$	1.\$	1.\$	1.\$	1.\$
12H	1.\$	1.\$	1.\$	1.\$	1.\$	1.\$	1.\$	1.\$	1.\$	1.\$
X=4H Y=2H	1.\$	1.\$	1.\$	1.\$	1.\$	1.\$	1.\$	1.\$	1.\$	1.\$
3H	1.\$	1.\$	1.\$	1.\$	1.\$	1.\$	1.\$	1.\$	1.\$	1.\$
4H	1.\$	1.\$	1.\$	1.\$	1.\$	1.\$	1.\$	1.\$	1.\$	1.\$
6H	1.\$	1.\$	1.\$	1.\$	1.\$	1.\$	1.\$	1.\$	1.\$	1.\$
8H	1.\$	1.\$	1.\$	1.\$	1.\$	1.\$	1.\$	1.\$	1.\$	1.\$
12H	1.\$	1.\$	1.\$	1.\$	1.\$	1.\$	1.\$	1.\$	1.\$	1.\$
X=8H Y=4H	1.\$	1.\$	1.\$	1.\$	1.\$	1.\$	1.\$	1.\$	1.\$	1.\$
6H	1.\$	1.\$	1.\$	1.\$	1.\$	1.\$	1.\$	1.\$	1.\$	1.\$
8H	1.\$	1.\$	1.\$	1.\$	1.\$	1.\$	1.\$	1.\$	1.\$	1.\$
12H	1.\$	1.\$	1.\$	1.\$	1.\$	1.\$	1.\$	1.\$	1.\$	1.\$
X=12H Y=4H	1.\$	1.\$	1.\$	1.\$	1.\$	1.\$	1.\$	1.\$	1.\$	1.\$
6H	1.\$	1.\$	1.\$	1.\$	1.\$	1.\$	1.\$	1.\$	1.\$	1.\$
8H	1.\$	1.\$	1.\$	1.\$	1.\$	1.\$	1.\$	1.\$	1.\$	1.\$

Calculate in accordance with CIE 190:2010 The table is revised with 343lm ( $8\log(F/F_0) = -3.7$ ).

C Plane (°):0.0-360.0: 30.0  
 Test Lab:  
 Test Type: TYPE C  
 Temperature:  
 Operator:

Gamma Plane (°):0.0-180.0:1.0  
 Test Device: GPM-1800B  
 Distance: 11.573 m [K=1.0000]  
 Humidity:  
 Inspector:

**FLUX DISTRIBUTION TABLE BASED ON THE IESNA LUMINAIRE CLASSIFICATION SYSTEM**



ZONE	LUMENS	% LAMP LUMENS
FORWARD LIGHT	166	48.3
FL ( 0°-30°)	120	35.0
FM (30°-60°)	42	12.2
FH (60°-80°)	4	1.0
FVH (80°-90°)	0	0.1
BACK LIGHT	175	50.8
BL ( 0°-30°)	124	36.2
BM (30°-60°)	47	13.7
BH (60°-80°)	3	0.9
BVH (80°-90°)	0	0.0
UP LIGHT	3	0.8
UL (90°-100°)	0	0.0
UH (100°-180°)	3	0.8
TRAPPED LIGHT	NA	NA

BUG(Backlight,Uplight,Glare) Rating Base On TM-15-07	
Asymmetrical Luminaire Types (Type I,II,III,IV)	B1 U1 G0
Quadrilateral Symmetrical Luminaire Types (Type V,Area Light)	B1 U1 G0

C Plane (°):0.0-360.0: 30.0  
 Test Lab:  
 Test Type: TYPE C  
 Temperature:  
 Operator:

Gamma Plane (°):0.0-180.0:1.0  
 Test Device: GPM-1800B  
 Distance: 11.573 m [K=1.0000]  
 Humidity:  
 Inspector:





## Utilisation Factor Table(Floor cavity)

Utilisation Factors UF(F)			SHR NOM = 0.75									
Room Reflectance			Room Index(RI)									
Ceiling	Wall	Floor	0.75	1.00	1.25	1.50	2.00	2.50	3.00	4.00	5.00	
0.70	0.50	0.20	0.82	0.89	0.94	0.97	1.01	1.04	1.06	1.09	1.10	
	0.30		0.77	0.85	0.89	0.93	0.98	1.01	1.03	1.06	1.08	
	0.20		0.74	0.81	0.86	0.90	0.95	0.98	1.01	1.04	1.06	
0.50	0.50	0.20	0.81	0.87	0.92	0.95	0.98	1.01	1.03	1.05	1.06	
	0.30		0.76	0.83	0.88	0.91	0.95	0.98	1.00	1.03	1.04	
	0.20		0.73	0.80	0.85	0.88	0.93	0.96	0.98	1.01	1.03	
0.30	0.50	0.20	0.80	0.86	0.90	0.92	0.96	0.98	0.99	1.01	1.02	
	0.30		0.76	0.82	0.86	0.89	0.93	0.96	0.97	1.00	1.01	
	0.20		0.73	0.79	0.84	0.87	0.91	0.94	0.96	0.98	1.00	
0.00	0.00	0.00	0.71	0.77	0.81	0.84	0.88	0.90	0.92	0.94	0.95	
<p>Rating:3W Photometrically tested without ceiling board.            Multiply UF values by service correction factors            Calculate in accordance with CIBSE Technical Memorandum NO.5 1980</p>												

C Plane (°):0.0-360.0: 30.0  
 Test Lab:  
 Test Type: TYPE C  
 Temperature:  
 Operator:

Gamma Plane (°):0.0-180.0:1.0  
 Test Device: GPM-1800B  
 Distance: 11.573 m [K=1.0000]  
 Humidity:  
 Inspector:

## Utilisation Factor Table(Wall)

Utilisation Factors UF(W)			SHR NOM = 0.75								
Room Reflectance			Room Index(RI)								
Ceiling	Wall	Floor	0.75	1.00	1.25	1.50	2.00	2.50	3.00	4.00	5.00
0.70	0.50	0.20	0.62	0.50	0.42	0.36	0.28	0.23	0.20	0.15	0.12
	0.30		0.52	0.43	0.36	0.32	0.26	0.21	0.18	0.14	0.12
	0.20		0.44	0.37	0.32	0.29	0.23	0.20	0.17	0.13	0.11
0.50	0.50	0.20	0.59	0.47	0.39	0.34	0.26	0.26	0.18	0.14	0.11
	0.30		0.50	0.41	0.35	0.30	0.24	0.20	0.17	0.13	0.11
	0.20		0.43	0.36	0.31	0.27	0.22	0.19	0.16	0.13	0.10
0.30	0.50	0.20	0.56	0.44	0.37	0.31	0.24	0.20	0.17	0.13	0.10
	0.30		0.48	0.39	0.33	0.29	0.23	0.19	0.16	0.12	0.10
	0.20		0.42	0.35	0.30	0.26	0.21	0.17	0.15	0.12	0.10
0.00	0.00	0.00	0.29	0.23	0.19	0.16	0.12	0.10	0.08	0.06	0.05
<p>Rating:3W Photometrically tested without ceiling board.            Multiply UF values by service correction factors            Calculate in accordance with CIBSE Technical Memorandum NO.5 1980</p>											

C Plane (°):0.0-360.0: 30.0  
 Test Lab:  
 Test Type: TYPE C  
 Temperature:  
 Operator:

Gamma Plane (°):0.0-180.0:1.0  
 Test Device: GPM-1800B  
 Distance: 11.573 m [K=1.0000]  
 Humidity:  
 Inspector:

## Utilisation Factor Table(Ceiling cavity)

Utilisation Factors UF(C)			SHR NOM = 0.75								
Room Reflectance			Room Index(RI)								
Ceiling	Wall	Floor	0.75	1.00	1.25	1.50	2.00	2.50	3.00	4.00	5.00
0.70	0.50	0.20	0.14	0.16	0.17	0.18	0.19	0.20	0.20	0.21	0.22
	0.30		0.10	0.12	0.13	0.14	0.16	0.17	0.18	0.19	0.20
	0.20		0.07	0.09	0.10	0.12	0.14	0.15	0.16	0.18	0.19
0.50	0.50	0.20	0.13	0.15	0.16	0.17	0.18	0.19	0.20	0.20	0.21
	0.30		0.10	0.11	0.13	0.14	0.16	0.17	0.18	0.19	0.20
	0.20		0.07	0.09	0.10	0.11	0.13	0.15	0.16	0.17	0.18
0.30	0.50	0.20	0.13	0.14	0.16	0.16	0.17	0.18	0.19	0.19	0.20
	0.30		0.09	0.11	0.12	0.14	0.15	0.16	0.17	0.18	0.19
	0.20		0.07	0.08	0.10	0.11	0.13	0.14	0.15	0.17	0.18
0.00	0.00	0.00	0.01	0.01	0.01	0.01	0.01	0.01	0.01	0.01	0.01
<p>Rating:3W Photometrically tested without ceiling board.            Multiply UF values by service correction factors            Calculate in accordance with CIBSE Technical Memorandum NO.5 1980</p>											

C Plane (°):0.0-360.0: 30.0  
 Test Lab:  
 Test Type: TYPE C  
 Temperature:  
 Operator:

Gamma Plane (°):0.0-180.0:1.0  
 Test Device: GPM-1800B  
 Distance: 11.573 m [K=1.0000]  
 Humidity:  
 Inspector:

## Zonal Lumen

Gamma [°]	I <sub>mean</sub> [cd]	Zonal Flux [lm]	Sum Zonal Flux [lm]	Rel Zonal Flux [%]	Sum Rel Zonal Flux [%]
0.0-1.0	471.2	0.5	0.5	0.13	0.13
1.0-2.0	470.8	1.4	1.8	0.39	0.52
2.0-3.0	470.1	2.2	4.1	0.65	1.18
3.0-4.0	468.8	3.1	7.2	0.91	2.09
4.0-5.0	466.9	4.0	11.2	1.17	3.26
5.0-6.0	464.5	4.9	16.1	1.42	4.69
6.0-7.0	461.5	5.7	21.8	1.67	6.35
7.0-8.0	457.5	6.5	28.4	1.91	8.26
8.0-9.0	452.3	7.3	35.7	2.14	10.40
9.0-10.0	445.6	8.1	43.8	2.35	12.75
10.0-11.0	437.2	8.7	52.5	2.54	15.29
11.0-12.0	427.4	9.3	61.8	2.72	18.01
12.0-13.0	415.7	9.9	71.7	2.87	20.89
13.0-14.0	402.5	10.3	82.0	3.00	23.89
14.0-15.0	388.1	10.7	92.7	3.10	26.99
15.0-16.0	372.5	10.9	103.6	3.18	30.17
16.0-17.0	356.2	11.1	114.7	3.23	33.40
17.0-18.0	339.6	11.2	125.9	3.26	36.66
18.0-19.0	322.5	11.2	137.1	3.27	39.93
19.0-20.0	304.8	11.2	148.3	3.25	43.18
20.0-21.0	287.2	11.0	159.3	3.21	46.39
21.0-22.0	269.9	10.8	170.1	3.16	49.55
22.0-23.0	252.2	10.6	180.7	3.08	52.64
23.0-24.0	234.9	10.3	191.0	2.99	55.63
24.0-25.0	218.1	9.9	200.9	2.89	58.52
25.0-26.0	202.0	9.5	210.4	2.78	61.29
26.0-27.0	186.5	9.1	219.6	2.66	63.95
27.0-28.0	171.7	8.7	228.3	2.53	66.48
28.0-29.0	157.7	8.3	236.5	2.40	68.89
29.0-30.0	144.8	7.8	244.3	2.28	71.16
30.0-31.0	132.9	7.4	251.7	2.15	73.32
31.0-32.0	121.5	7.0	258.7	2.03	75.35
32.0-33.0	110.7	6.5	265.2	1.90	77.25
33.0-34.0	100.9	6.1	271.3	1.78	79.02
34.0-35.0	91.8	5.7	277.0	1.66	80.69
35.0-36.0	83.3	5.3	282.3	1.54	82.23

C Plane (°):0.0-360.0: 30.0  
 Test Lab:  
 Test Type: TYPE C  
 Temperature:  
 Operator:

Gamma Plane (°):0.0-180.0:1.0  
 Test Device: GPM-1800B  
 Distance: 11.573 m [K=1.0000]  
 Humidity:  
 Inspector:

## Zonal Lumen (Continue 1)

Gamma [°]	I <sub>mean</sub> [cd]	Zonal Flux [lm]	Sum Zonal Flux [lm]	Rel Zonal Flux [%]	Sum Rel Zonal Flux [%]
36.0-37.0	75.1	4.9	287.2	1.43	83.66
37.0-38.0	67.3	4.5	291.7	1.31	84.97
38.0-39.0	59.8	4.1	295.8	1.19	86.16
39.0-40.0	52.9	3.7	299.5	1.07	87.23
40.0-41.0	47.1	3.4	302.8	0.98	88.21
41.0-42.0	42.0	3.1	305.9	0.89	89.10
42.0-43.0	37.7	2.8	308.7	0.81	89.91
43.0-44.0	34.0	2.6	311.3	0.75	90.66
44.0-45.0	30.6	2.4	313.6	0.69	91.34
45.0-46.0	27.5	2.2	315.8	0.63	91.97
46.0-47.0	24.9	2.0	317.7	0.58	92.55
47.0-48.0	22.6	1.8	319.6	0.53	93.08
48.0-49.0	20.5	1.7	321.3	0.49	93.57
49.0-50.0	18.7	1.6	322.8	0.45	94.02
50.0-51.0	17.1	1.4	324.3	0.42	94.44
51.0-52.0	15.6	1.3	325.6	0.39	94.83
52.0-53.0	14.3	1.2	326.8	0.36	95.19
53.0-54.0	13.0	1.1	328.0	0.33	95.53
54.0-55.0	11.9	1.1	329.1	0.31	95.84
55.0-56.0	11.0	1.0	330.0	0.29	96.13
56.0-57.0	10.0	0.9	331.0	0.27	96.40
57.0-58.0	9.2	0.8	331.8	0.25	96.64
58.0-59.0	8.4	0.8	332.6	0.23	96.87
59.0-60.0	7.7	0.7	333.3	0.21	97.08
60.0-61.0	7.0	0.7	334.0	0.19	97.28
61.0-62.0	6.4	0.6	334.6	0.18	97.45
62.0-63.0	5.8	0.6	335.2	0.17	97.62
63.0-64.0	5.3	0.5	335.7	0.15	97.77
64.0-65.0	4.9	0.5	336.2	0.14	97.91
65.0-66.0	4.5	0.4	336.6	0.13	98.04
66.0-67.0	4.1	0.4	337.0	0.12	98.16
67.0-68.0	3.8	0.4	337.4	0.11	98.27
68.0-69.0	3.4	0.4	337.8	0.10	98.38
69.0-70.0	3.2	0.3	338.1	0.09	98.47
70.0-71.0	2.9	0.3	338.4	0.09	98.56
71.0-72.0	2.7	0.3	338.7	0.08	98.64

C Plane (°):0.0-360.0: 30.0  
 Test Lab:  
 Test Type: TYPE C  
 Temperature:  
 Operator:

Gamma Plane (°):0.0-180.0:1.0  
 Test Device: GPM-1800B  
 Distance: 11.573 m [K=1.0000]  
 Humidity:  
 Inspector:

## Zonal Lumen (Continue 2)

Gamma [°]	I <sub>mean</sub> [cd]	Zonal Flux [lm]	Sum Zonal Flux [lm]	Rel Zonal Flux [%]	Sum Rel Zonal Flux [%]
72.0-73.0	2.4	0.3	338.9	0.07	98.71
73.0-74.0	2.2	0.2	339.1	0.07	98.78
74.0-75.0	2.0	0.2	339.4	0.06	98.84
75.0-76.0	1.8	0.2	339.5	0.06	98.90
76.0-77.0	1.6	0.2	339.7	0.05	98.95
77.0-78.0	1.4	0.1	339.9	0.04	98.99
78.0-79.0	1.2	0.1	340.0	0.04	99.03
79.0-80.0	1.0	0.1	340.1	0.03	99.06
80.0-81.0	0.9	0.1	340.2	0.03	99.09
81.0-82.0	0.7	0.1	340.3	0.02	99.11
82.0-83.0	0.6	0.1	340.3	0.02	99.13
83.0-84.0	0.4	0.0	340.4	0.01	99.14
84.0-85.0	0.3	0.0	340.4	0.01	99.15
85.0-86.0	0.2	0.0	340.4	0.01	99.16
86.0-87.0	0.1	0.0	340.5	0.00	99.16
87.0-88.0	0.1	0.0	340.5	0.00	99.16
88.0-89.0	0.0	0.0	340.5	0.00	99.16
89.0-90.0	0.0	0.0	340.5	0.00	99.17
90.0-91.0	0.0	0.0	340.5	0.00	99.17
91.0-92.0	0.0	0.0	340.5	0.00	99.17
92.0-93.0	0.0	0.0	340.5	0.00	99.17
93.0-94.0	0.0	0.0	340.5	0.00	99.17
94.0-95.0	0.0	0.0	340.5	0.00	99.17
95.0-96.0	0.0	0.0	340.5	0.00	99.17
96.0-97.0	0.0	0.0	340.5	0.00	99.17
97.0-98.0	0.0	0.0	340.5	0.00	99.17
98.0-99.0	0.0	0.0	340.5	0.00	99.17
99.0-100.0	0.0	0.0	340.5	0.00	99.17
100.0-101.0	0.0	0.0	340.5	0.00	99.17
101.0-102.0	0.0	0.0	340.5	0.00	99.17
102.0-103.0	0.0	0.0	340.5	0.00	99.17
103.0-104.0	0.0	0.0	340.5	0.00	99.17
104.0-105.0	0.0	0.0	340.5	0.00	99.17
105.0-106.0	0.0	0.0	340.5	0.00	99.17
106.0-107.0	0.0	0.0	340.5	0.00	99.17
107.0-108.0	0.0	0.0	340.5	0.00	99.17

C Plane (°):0.0-360.0: 30.0  
 Test Lab:  
 Test Type: TYPE C  
 Temperature:  
 Operator:

Gamma Plane (°):0.0-180.0:1.0  
 Test Device: GPM-1800B  
 Distance: 11.573 m [K=1.0000]  
 Humidity:  
 Inspector:

### Zonal Lumen (Continue 3)

Gamma [°]	I <sub>mean</sub> [cd]	Zonal Flux [lm]	Sum Zonal Flux [lm]	Rel Zonal Flux [%]	Sum Rel Zonal Flux [%]
108.0-109.0	0.0	0.0	340.5	0.00	99.17
109.0-110.0	0.0	0.0	340.5	0.00	99.17
110.0-111.0	0.0	0.0	340.5	0.00	99.17
111.0-112.0	0.0	0.0	340.5	0.00	99.17
112.0-113.0	0.0	0.0	340.5	0.00	99.17
113.0-114.0	0.0	0.0	340.5	0.00	99.17
114.0-115.0	0.0	0.0	340.5	0.00	99.17
115.0-116.0	0.0	0.0	340.5	0.00	99.17
116.0-117.0	0.0	0.0	340.5	0.00	99.17
117.0-118.0	0.0	0.0	340.5	0.00	99.17
118.0-119.0	0.0	0.0	340.5	0.00	99.17
119.0-120.0	0.0	0.0	340.5	0.00	99.17
120.0-121.0	0.0	0.0	340.5	0.00	99.17
121.0-122.0	0.0	0.0	340.5	0.00	99.17
122.0-123.0	0.0	0.0	340.5	0.00	99.17
123.0-124.0	0.0	0.0	340.5	0.00	99.17
124.0-125.0	0.0	0.0	340.5	0.00	99.17
125.0-126.0	0.1	0.0	340.5	0.00	99.17
126.0-127.0	0.1	0.0	340.5	0.00	99.17
127.0-128.0	0.2	0.0	340.5	0.00	99.18
128.0-129.0	0.2	0.0	340.5	0.01	99.18
129.0-130.0	0.2	0.0	340.6	0.01	99.19
130.0-131.0	0.3	0.0	340.6	0.01	99.20
131.0-132.0	0.3	0.0	340.6	0.01	99.20
132.0-133.0	0.4	0.0	340.6	0.01	99.21
133.0-134.0	0.4	0.0	340.7	0.01	99.22
134.0-135.0	0.5	0.0	340.7	0.01	99.23
135.0-136.0	0.5	0.0	340.7	0.01	99.24
136.0-137.0	0.6	0.0	340.8	0.01	99.26
137.0-138.0	0.6	0.0	340.8	0.01	99.27
138.0-139.0	0.7	0.1	340.9	0.01	99.29
139.0-140.0	0.8	0.1	340.9	0.02	99.30
140.0-141.0	0.8	0.1	341.0	0.02	99.32
141.0-142.0	0.9	0.1	341.1	0.02	99.34
142.0-143.0	0.9	0.1	341.1	0.02	99.35
143.0-144.0	1.0	0.1	341.2	0.02	99.37

C Plane (°):0.0-360.0: 30.0  
 Test Lab:  
 Test Type: TYPE C  
 Temperature:  
 Operator:

Gamma Plane (°):0.0-180.0:1.0  
 Test Device: GPM-1800B  
 Distance: 11.573 m [K=1.0000]  
 Humidity:  
 Inspector:

## Zonal Lumen (Continue 4)

Gamma [°]	I <sub>mean</sub> [cd]	Zonal Flux [lm]	Sum Zonal Flux [lm]	Rel Zonal Flux [%]	Sum Rel Zonal Flux [%]
144.0-145.0	1.1	0.1	341.3	0.02	99.39
145.0-146.0	1.1	0.1	341.3	0.02	99.41
146.0-147.0	1.2	0.1	341.4	0.02	99.43
147.0-148.0	1.3	0.1	341.5	0.02	99.46
148.0-149.0	1.3	0.1	341.5	0.02	99.48
149.0-150.0	1.4	0.1	341.6	0.02	99.50
150.0-151.0	1.5	0.1	341.7	0.02	99.52
151.0-152.0	1.5	0.1	341.8	0.02	99.55
152.0-153.0	1.6	0.1	341.9	0.02	99.57
153.0-154.0	1.7	0.1	342.0	0.02	99.60
154.0-155.0	1.7	0.1	342.0	0.02	99.62
155.0-156.0	1.8	0.1	342.1	0.02	99.64
156.0-157.0	1.9	0.1	342.2	0.02	99.67
157.0-158.0	1.9	0.1	342.3	0.02	99.69
158.0-159.0	2.0	0.1	342.4	0.02	99.71
159.0-160.0	2.0	0.1	342.4	0.02	99.74
160.0-161.0	2.1	0.1	342.5	0.02	99.76
161.0-162.0	2.2	0.1	342.6	0.02	99.78
162.0-163.0	2.2	0.1	342.7	0.02	99.80
163.0-164.0	2.3	0.1	342.7	0.02	99.82
164.0-165.0	2.3	0.1	342.8	0.02	99.84
165.0-166.0	2.4	0.1	342.9	0.02	99.86
166.0-167.0	2.4	0.1	342.9	0.02	99.88
167.0-168.0	2.4	0.1	343.0	0.02	99.90
168.0-169.0	2.5	0.1	343.0	0.02	99.91
169.0-170.0	2.5	0.1	343.1	0.01	99.93
170.0-171.0	2.5	0.0	343.1	0.01	99.94
171.0-172.0	2.6	0.0	343.2	0.01	99.95
172.0-173.0	2.6	0.0	343.2	0.01	99.96
173.0-174.0	2.6	0.0	343.2	0.01	99.97
174.0-175.0	2.7	0.0	343.3	0.01	99.98
175.0-176.0	2.7	0.0	343.3	0.01	99.99
176.0-177.0	2.7	0.0	343.3	0.01	99.99
177.0-178.0	2.7	0.0	343.3	0.00	100.00
178.0-179.0	2.7	0.0	343.3	0.00	100.00
179.0-180.0	2.7	0.0	343.3	0.00	100.00

C Plane (°):0.0-360.0: 30.0  
 Test Lab:  
 Test Type: TYPE C  
 Temperature:  
 Operator:

Gamma Plane (°):0.0-180.0:1.0  
 Test Device: GPM-1800B  
 Distance: 11.573 m [K=1.0000]  
 Humidity:  
 Inspector:



## Zonal Lumen (Continue 5)

cone flux(90°): 313.61 lm

%lum = 91.3%

%lamp = 91.3%

cone flux(120°): 333.32 lm

%lum = 97.1%

%lamp = 97.1%

---

C Plane (°):0.0-360.0: 30.0

Test Lab:

Test Type: TYPE C

Temperature:

Operator:

Gamma Plane (°):0.0-180.0:1.0

Test Device: GPM-1800B

Distance: 11.573 m [K=1.0000]

Humidity:

Inspector:

## Candlepower Table

Unit: cd

G\C	C0.0	C30.0	C60.0	C90.0	C120.0	C150.0	C180.0	C210.0	C240.0	C270.0
G0.0	471.5	471.5	471.2	471.1	471.2	471.2	471.5	471.5	471.2	471.1
G5.0	462.9	460.6	460.1	460.3	462.9	466.8	471.3	472.1	470.4	468.3
G10.0	438.8	432.0	429.2	426.8	431.5	440.7	452.7	455.9	452.2	446.5
G15.0	371.4	368.0	362.8	360.9	371.0	379.4	390.6	399.5	393.9	388.5
G20.0	282.7	281.3	278.8	279.1	290.3	296.2	304.3	312.3	309.9	303.4
G25.0	193.1	194.3	195.9	199.7	209.8	214.9	218.3	222.5	221.3	214.5
G30.0	123.1	125.7	126.7	134.4	143.2	146.1	149.1	148.5	144.7	140.1
G35.0	76.1	78.2	76.0	86.2	91.7	94.4	97.5	96.0	91.4	87.7
G40.0	43.3	43.8	46.5	47.6	51.8	54.7	58.0	54.6	50.4	49.4
G45.0	26.6	25.8	28.1	27.4	30.1	32.0	34.3	31.5	28.6	27.7
G50.0	17.5	16.5	17.4	16.8	19.3	19.3	20.7	19.3	17.0	17.0
G55.0	11.4	11.1	11.6	11.0	12.3	11.8	12.4	12.2	10.7	10.8
G60.0	7.7	7.8	7.5	7.2	7.9	7.0	7.3	7.6	6.6	7.0
G65.0	4.8	5.2	5.2	4.7	4.8	4.3	4.4	4.7	3.9	4.4
G70.0	3.5	3.3	3.4	2.9	2.8	2.8	2.6	3.0	2.7	3.0
G75.0	3.1	1.8	2.0	1.6	1.7	1.6	1.5	1.8	1.8	1.9
G80.0	1.6	0.8	0.9	0.7	0.8	0.8	0.7	0.9	1.0	1.0
G85.0	0.6	0.1	0.2	0.1	0.2	0.3	0.2	0.3	0.4	0.3
G90.0	0.2	0.0	0.0	0.0	0.0	0.0	0.0	0.0	0.0	0.0
G95.0	0.0	0.0	0.0	0.0	0.0	0.0	0.0	0.0	0.0	0.0
G100.0	0.0	0.0	0.0	0.0	0.0	0.0	0.0	0.0	0.0	0.0
G105.0	0.0	0.0	0.0	0.0	0.0	0.0	0.0	0.0	0.0	0.0
G110.0	0.0	0.0	0.0	0.0	0.0	0.0	0.0	0.0	0.0	0.0
G115.0	0.0	0.0	0.0	0.0	0.0	0.0	0.0	0.0	0.0	0.0
G120.0	0.0	0.0	0.0	0.0	0.0	0.0	0.0	0.0	0.0	0.0
G125.0	0.1	0.1	0.1	0.0	0.0	0.1	0.0	0.0	0.1	0.0
G130.0	0.3	0.3	0.3	0.3	0.3	0.3	0.2	0.2	0.2	0.3
G135.0	0.6	0.6	0.6	0.5	0.5	0.5	0.4	0.4	0.4	0.4
G140.0	0.9	0.9	0.8	0.8	0.8	0.8	0.7	0.7	0.7	0.7
G145.0	1.2	1.2	1.2	1.2	1.1	1.1	1.0	1.0	1.0	1.0
G150.0	1.5	1.5	1.5	1.5	1.5	1.5	1.4	1.3	1.4	1.4
G155.0	1.9	1.9	1.8	1.8	1.8	1.8	1.7	1.7	1.7	1.7
G160.0	2.2	2.2	2.1	2.1	2.1	2.1	2.0	2.0	2.0	2.0
G165.0	2.4	2.4	2.3	2.4	2.3	2.4	2.3	2.2	2.3	2.3
G170.0	2.6	2.6	2.5	2.6	2.5	2.6	2.5	2.5	2.5	2.5
G175.0	2.7	2.7	2.7	2.7	2.7	2.7	2.7	2.6	2.6	2.7
G180.0	2.8	2.7	2.7	2.8	2.7	2.7	2.8	2.7	2.7	2.7

C Plane (°):0.0-360.0: 30.0  
 Test Lab:  
 Test Type: TYPE C  
 Temperature:  
 Operator:

Gamma Plane (°):0.0-180.0:1.0  
 Test Device: GPM-1800B  
 Distance: 11.573 m [K=1.0000]  
 Humidity:  
 Inspector:

## Candlepower Table (Continue 1)

Unit: cd

G\C	C0.0	C30.0	C60.0	C90.0	C120.0	C150.0	C180.0	C210.0	C240.0	C270.0
G37.0	63.0	62.2	62.2	68.0	73.0	76.8	80.6	79.3	75.2	71.9
G42.0	35.1	34.9	38.4	38.0	41.3	44.2	46.6	43.2	40.0	38.6
G47.0	22.1	21.5	22.8	22.4	25.1	26.2	27.8	25.5	23.2	22.6
G52.0	14.7	14.0	14.8	14.1	16.1	15.9	16.9	15.9	14.1	14.1
G57.0	9.7	9.6	9.8	9.3	10.5	9.7	10.1	10.1	8.9	8.9
G62.0	6.4	6.7	6.4	6.0	6.4	5.6	6.0	6.2	5.3	5.8
G67.0	4.1	4.3	4.4	3.9	3.9	3.6	3.5	3.8	3.3	3.8
G72.0	3.3	2.7	2.7	2.4	2.3	2.3	2.1	2.5	2.3	2.5
G77.0	2.5	1.3	1.5	1.3	1.3	1.3	1.1	1.4	1.5	1.5
G82.0	1.1	0.4	0.6	0.4	0.5	0.5	0.4	0.7	0.7	0.7
G87.0	0.4	0.0	0.0	0.0	0.0	0.1	0.0	0.2	0.2	0.2
G92.0	0.1	0.0	0.0	0.0	0.0	0.0	0.0	0.0	0.0	0.0
G97.0	0.0	0.0	0.0	0.0	0.0	0.0	0.0	0.0	0.0	0.0
G102.0	0.0	0.0	0.0	0.0	0.0	0.0	0.0	0.0	0.0	0.0
G107.0	0.0	0.0	0.0	0.0	0.0	0.0	0.0	0.0	0.0	0.0
G112.0	0.0	0.0	0.0	0.0	0.0	0.0	0.0	0.0	0.0	0.0
G117.0	0.0	0.0	0.0	0.0	0.0	0.0	0.0	0.0	0.0	0.0
G122.0	0.0	0.0	0.0	0.0	0.0	0.0	0.0	0.0	0.0	0.0
G127.0	0.2	0.2	0.2	0.2	0.1	0.2	0.1	0.1	0.1	0.2
G132.0	0.4	0.4	0.4	0.4	0.4	0.4	0.3	0.3	0.3	0.3
G137.0	0.7	0.7	0.6	0.6	0.6	0.6	0.5	0.5	0.6	0.6
G142.0	1.0	1.0	1.0	1.0	1.0	0.9	0.9	0.8	0.8	0.8
G147.0	1.3	1.3	1.3	1.3	1.3	1.3	1.2	1.1	1.1	1.2
G152.0	1.7	1.7	1.6	1.6	1.6	1.6	1.5	1.5	1.5	1.5
G157.0	2.0	2.0	1.9	2.0	1.9	1.9	1.8	1.8	1.8	1.8
G162.0	2.3	2.3	2.2	2.2	2.2	2.2	2.1	2.1	2.1	2.1
G167.0	2.5	2.5	2.4	2.5	2.4	2.4	2.4	2.3	2.3	2.4
G172.0	2.6	2.6	2.6	2.6	2.6	2.6	2.6	2.5	2.5	2.6
G177.0	2.8	2.8	2.7	2.7	2.7	2.7	2.7	2.7	2.7	2.7
G0.0	469.9	469.9	469.9	470.4	471.1	472.3	472.6	472.5	471.8	471.4
G469.9	457.3	456.4	456.1	459.1	464.4	469.8	470.5	468.6	465.8	465.2
G456.4	422.7	418.9	415.9	421.9	431.6	442.9	448.6	444.5	438.4	438.2
G418.9	351.2	346.0	345.3	356.2	363.4	373.5	382.2	378.4	373.3	376.5
G346.0	264.0	261.5	262.8	274.0	279.9	286.8	294.6	292.0	285.4	292.1
G261.5	178.5	179.2	185.5	195.3	200.3	202.8	206.3	205.0	198.6	205.4
G179.2	114.7	114.3	123.3	132.0	134.7	138.0	136.5	132.7	128.1	134.2
G114.3	69.6	68.7	78.0	82.7	85.2	88.9	87.7	82.7	79.4	82.4

C Plane (°):0.0-360.0: 30.0  
 Test Lab:  
 Test Type: TYPE C  
 Temperature:  
 Operator:

Gamma Plane (°):0.0-180.0:1.0  
 Test Device: GPM-1800B  
 Distance: 11.573 m [K=1.0000]  
 Humidity:  
 Inspector:

## LED Average Luminance Report

Avg.L	cd/m <sup>2</sup>
L 0-180(65) av	1.#J
L 0-180(75) av	1.#J
L 0-180(85) av	1.#J
L 90-270(65) av	1.#J
L 90-270(75) av	1.#J
L 90-270(85) av	1.#J
L 45(65) av	1.#J
L 45(75) av	1.#J
L 45(85) av	1.#J

Standard: GB/T 29293-2012

C Plane (°):0.0-360.0: 30.0  
Test Lab:  
Test Type: TYPE C  
Temperature:  
Operator:

Gamma Plane (°):0.0-180.0:1.0  
Test Device: GPM-1800B  
Distance: 11.573 m [K=1.0000]  
Humidity:  
Inspector: