

Report No.:

Test Time: 2020-11-13 10:58

## Luminaire Property

Luminaire Manufacturer:

Luminaire Description: MLS023W12V27KD( 25度)

Lamp Catalog: 5050-6V

Voltage: 13.0 V

Power: 3.56 W

Lamp Description: DDC1T-500 (3.57)

Current: 0.354 A

Power Factor: 0.777

Volt Amps: 4.58 VA

## Photometric Results

CIE Class: Direct

Measurement Flux: 350.2 lm

Downward Ratio: 99%

Horizontal Diffuse Angle(10%,50%,75%,100%): H45.4,H22.5,H14.3,H3

Vertical Diffuse Angle(10%,50%,75%,100%): V47.9,V23.2,V14.9,V1

Luminaire Efficacy Rating (LER): 98.43

Max. Intensity: 1604.19 cd

S/MH(C0/C180): 0.38

Total Rated Lamp Lumens: 350.2 lm

Efficiency: 100%


Upward Ratio: 1%

Central Intensity: 1584.88 cd

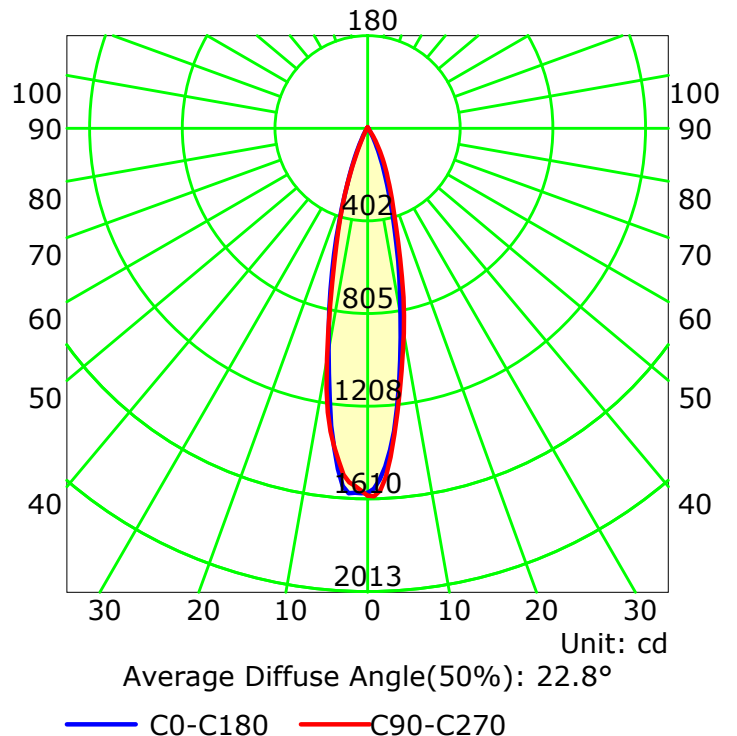
Pos of Max. Intensity: H120 V1

S/MH(C90/C270): 0.40

Picture Of Luminaire



Luminous Intensity Distribution Curve



C Plane (°):0.0-360.0: 30.0

Test Lab:

Test Type: TYPE C

Temperature:

Operator:

Gamma Plane (°):0.0-180.0:1.0

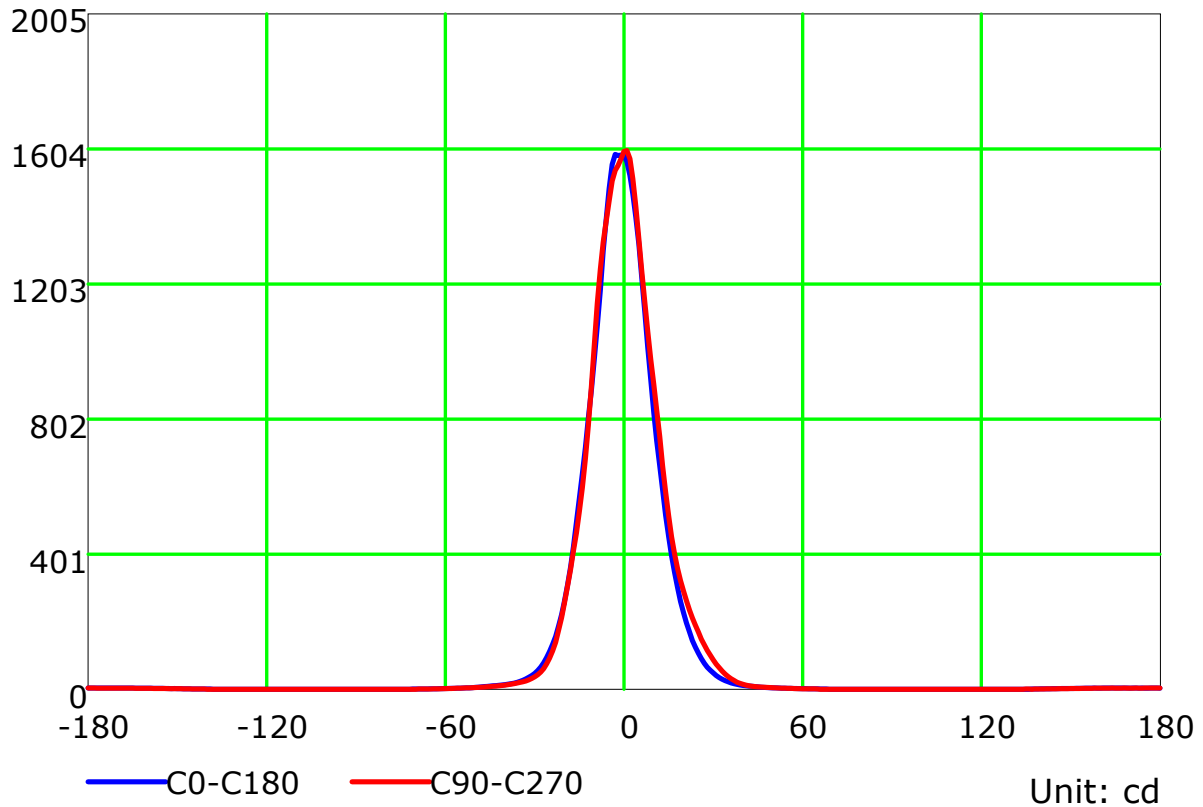
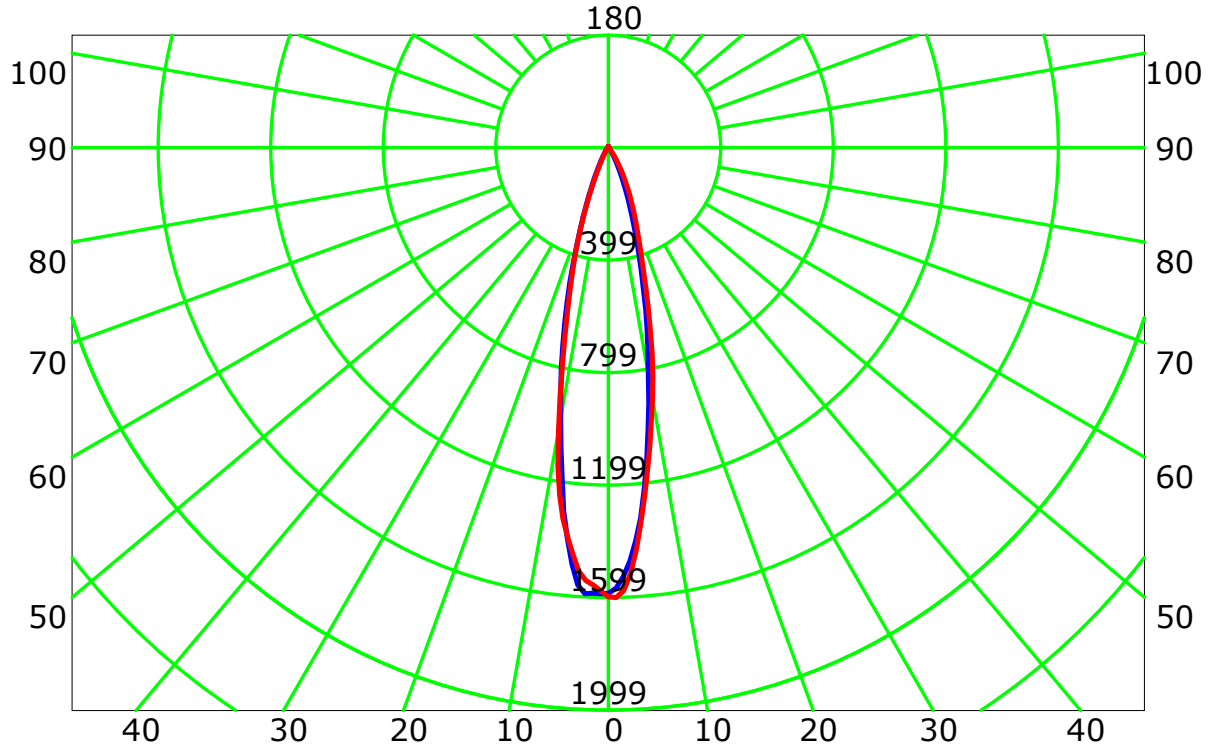
Test Device: GPM-1800B

Distance: 11.573 m [K=1.0000]

Humidity:

Inspector:

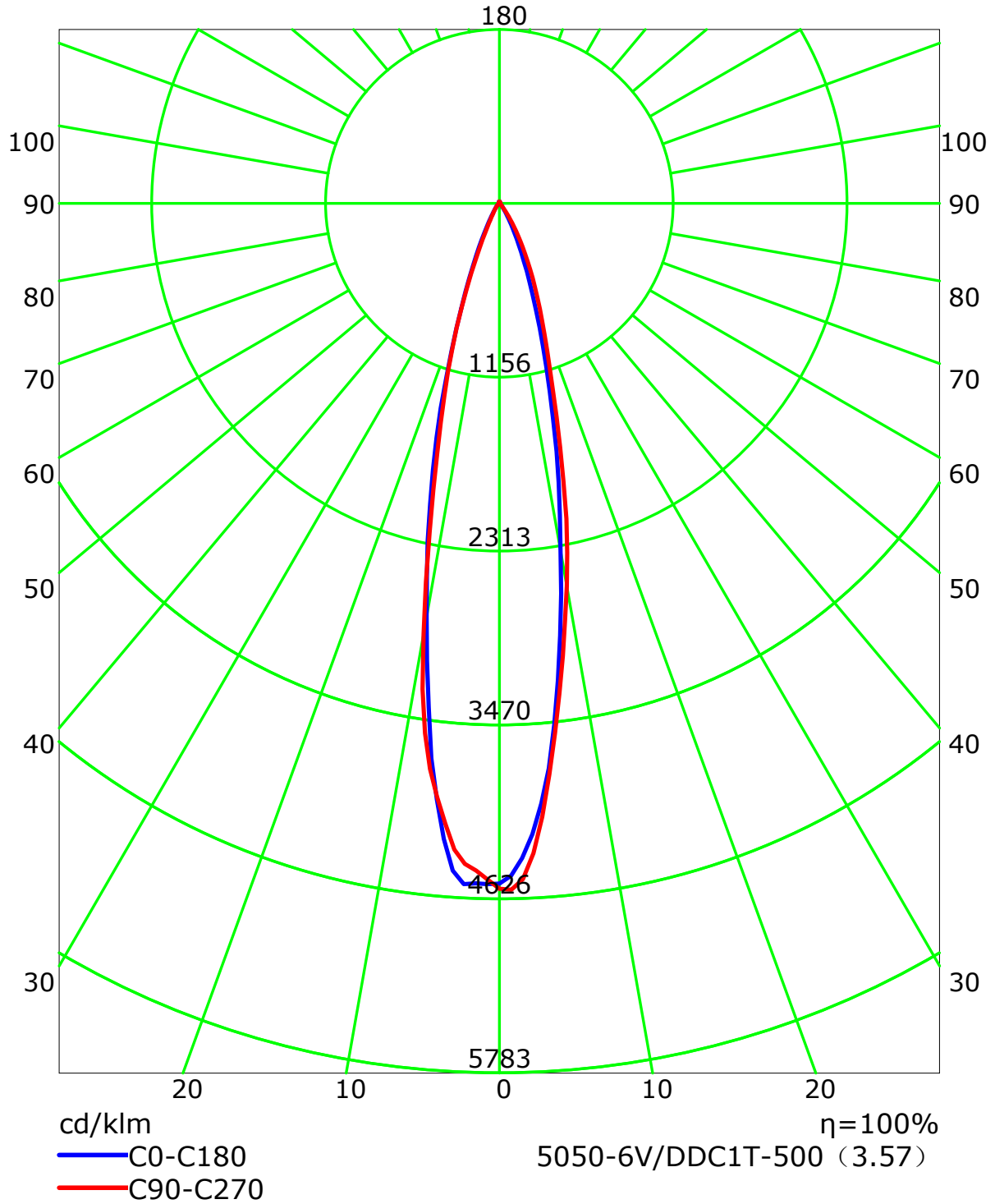
## Luminous Intensity Distribution Curve



C Plane (°):0.0-360.0: 30.0  
 Test Lab:  
 Test Type: TYPE C  
 Temperature:  
 Operator:

Gamma Plane (°):0.0-180.0:1.0  
 Test Device: GPM-1800B  
 Distance: 11.573 m [K=1.0000]  
 Humidity:  
 Inspector:

## Luminous Intensity Distribution Curve(cd/klm)



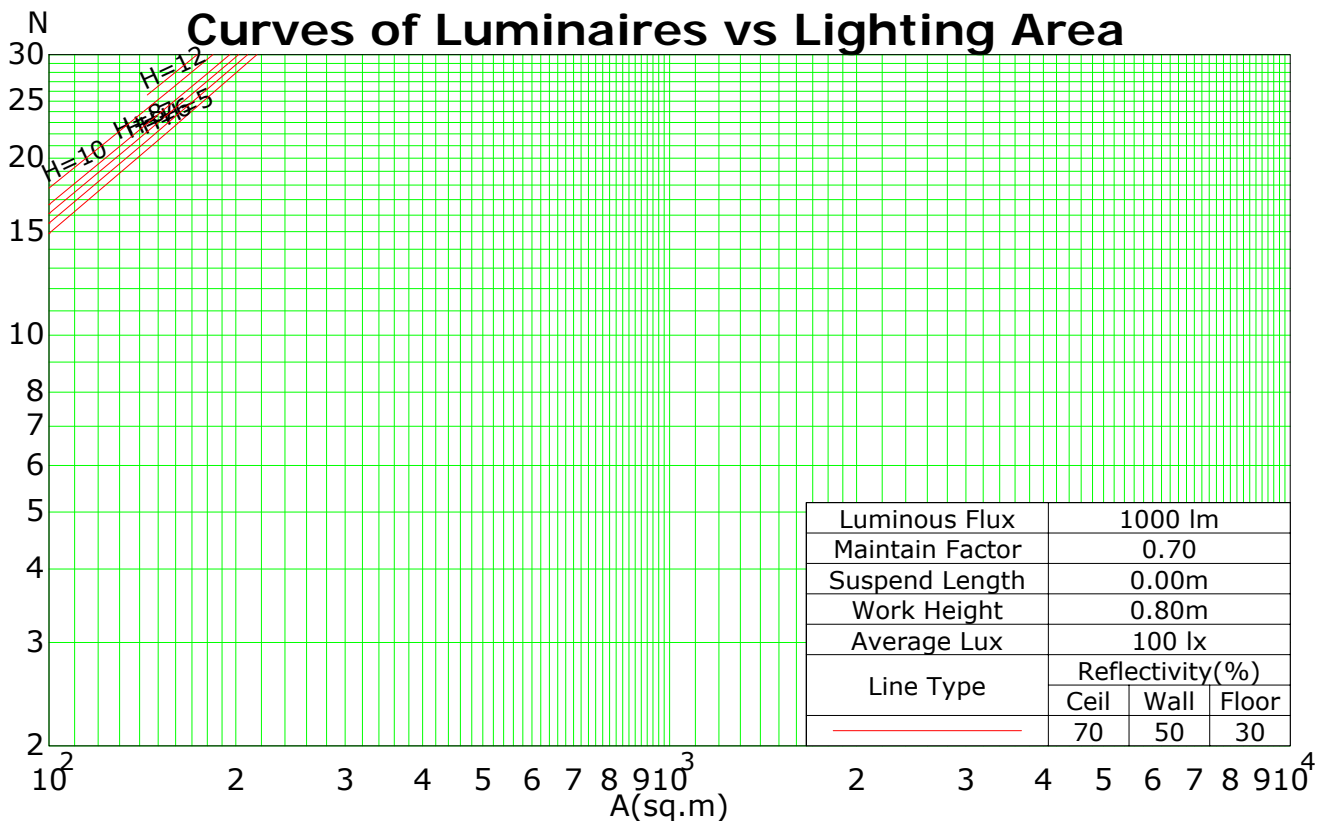
C Plane (°):0.0-360.0: 30.0  
 Test Lab:  
 Test Type: TYPE C  
 Temperature:  
 Operator:

Gamma Plane (°):0.0-180.0:1.0  
 Test Device: GPM-1800B  
 Distance: 11.573 m [K=1.0000]  
 Humidity:  
 Inspector:

### Coefficients Of Utilization - Zonal Cavity Method

RC	0.8	0.8	0.8	0.8	0.7	0.7	0.7	0.7	0.5	0.5	0.5	0.3	0.3	0.3	0.1	0.1	0.1	0
RW	0.7	0.5	0.3	0.1	0.7	0.5	0.3	0.1	0.5	0.3	0.1	0.5	0.3	0.1	0.5	0.3	0.1	0
RCR	RF = 0.2																	
0	119	119	119	119	116	116	116	116	110	110	110	106	106	106	101	101	101	99
1	115	112	110	109	112	110	108	107	106	104	103	102	101	100	98	98	97	95
2	110	107	104	101	108	105	102	100	102	99	97	99	97	95	96	94	93	92
3	107	102	98	95	105	100	97	94	98	95	93	95	93	91	93	91	90	88
4	103	97	93	90	101	96	93	90	94	91	88	92	90	87	90	88	86	85
5	100	94	89	86	98	93	89	86	91	88	85	89	86	84	88	85	83	82
6	97	90	86	83	95	89	85	82	88	84	82	87	83	81	85	83	81	79
7	94	87	83	80	93	86	82	79	85	82	79	84	81	78	83	80	78	77
8	91	84	80	77	90	84	80	77	83	79	76	82	78	76	81	78	76	75
9	89	82	77	74	88	81	77	74	80	77	74	79	76	74	79	76	73	72
10	86	79	75	72	85	79	75	72	78	74	72	77	74	72	77	74	71	70

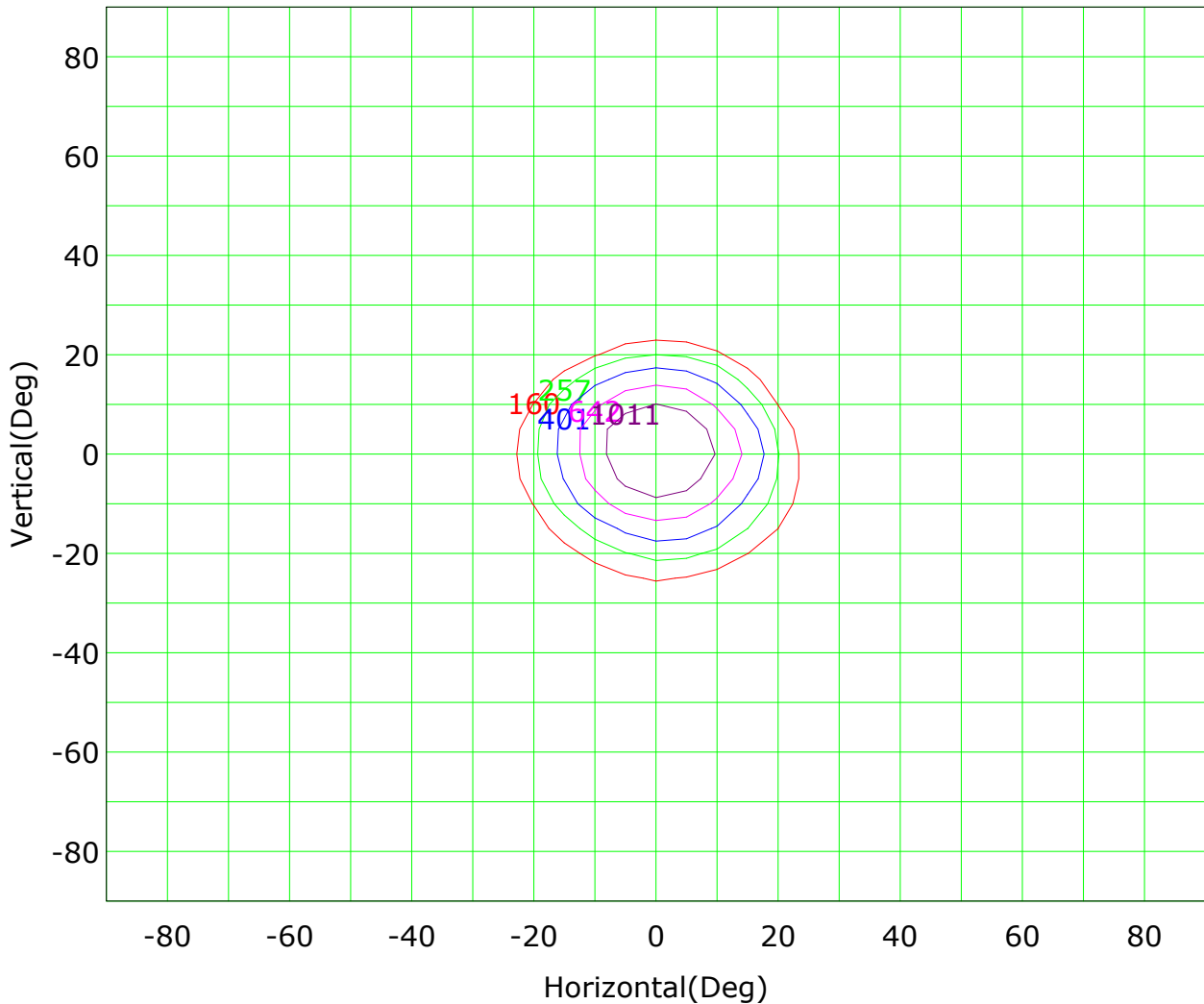
Spacing Criteria (0-180): 0.38  
 Spacing Criteria (90-270): 0.40  
 Spacing Criteria (Diagonal): 0.41



C Plane (°):0.0-360.0: 30.0  
 Test Lab:  
 Test Type: TYPE C  
 Temperature:  
 Operator:

Gamma Plane (°):0.0-180.0:1.0  
 Test Device: GPM-1800B  
 Distance: 11.573 m [K=1.0000]  
 Humidity:  
 Inspector:

## Isocandela (rectangle)



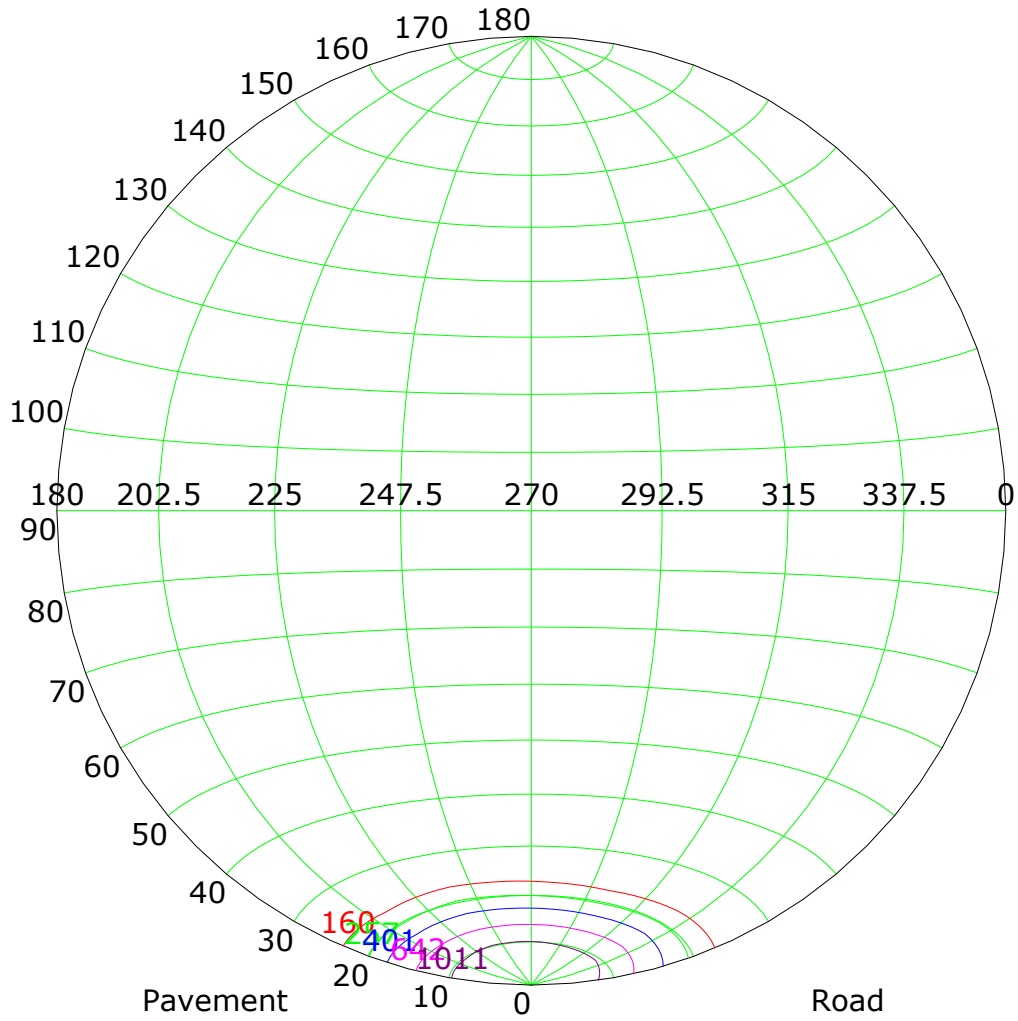
Imax (100%): 1604 cd

- |                   |                   |
|-------------------|-------------------|
| — ( 10%): 160 cd  | — ( 16%): 257 cd  |
| — ( 25%): 401 cd  | — ( 40%): 642 cd  |
| — ( 63%): 1011 cd | — (100%): 1604 cd |

C Plane (°):0.0-360.0: 30.0  
 Test Lab:  
 Test Type: TYPE C  
 Temperature:  
 Operator:

Gamma Plane (°):0.0-180.0:1.0  
 Test Device: GPM-1800B  
 Distance: 11.573 m [K=1.0000]  
 Humidity:  
 Inspector:

## Isocandela (sphere)



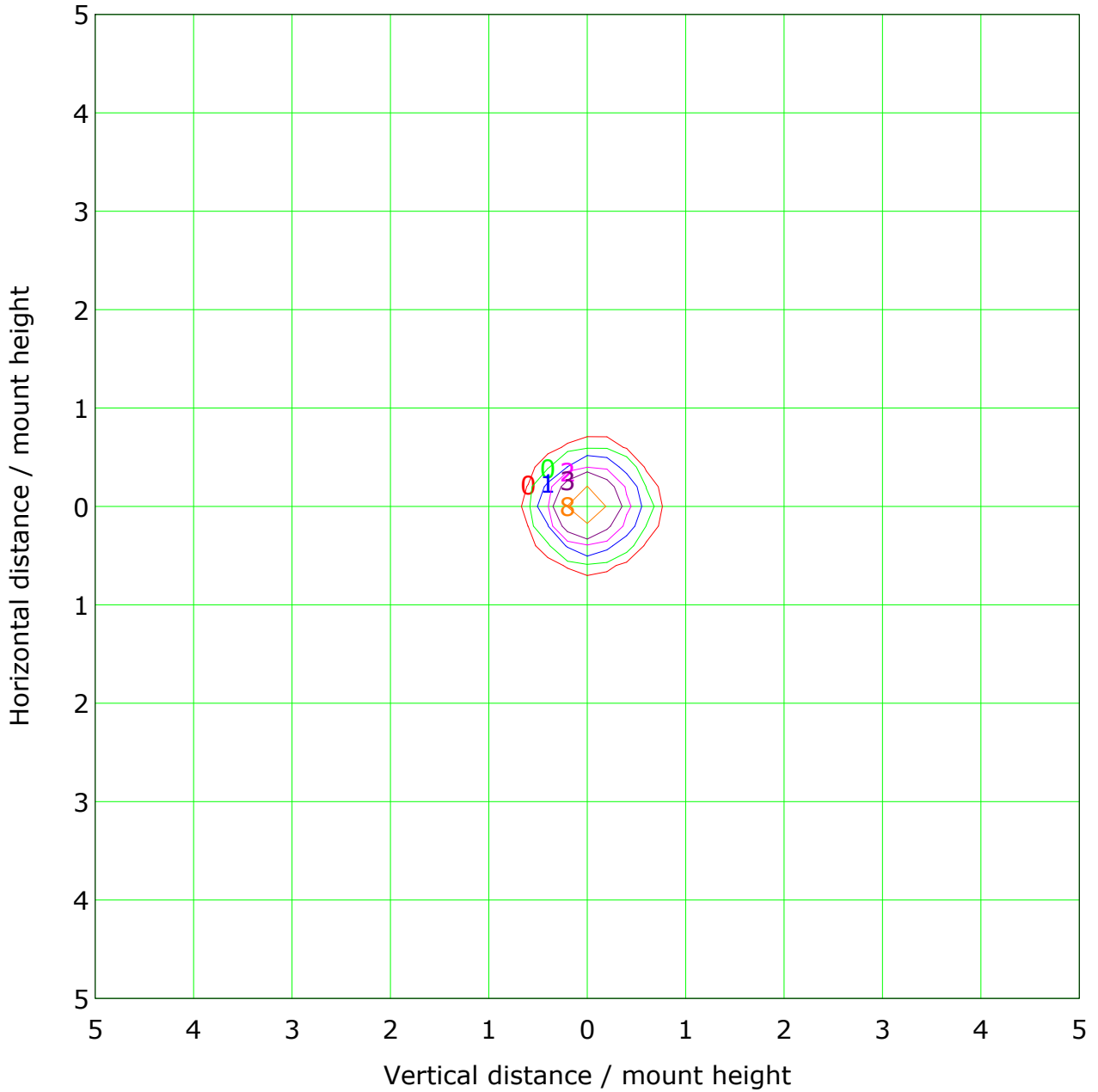
Imax (100%): 1604 cd

- |                   |                   |
|-------------------|-------------------|
| — ( 10%): 160 cd  | — ( 16%): 257 cd  |
| — ( 25%): 401 cd  | — ( 40%): 642 cd  |
| — ( 63%): 1011 cd | — (100%): 1604 cd |

C Plane (°):0.0-360.0: 30.0  
 Test Lab:  
 Test Type: TYPE C  
 Temperature:  
 Operator:

Gamma Plane (°):0.0-180.0:1.0  
 Test Device: GPM-1800B  
 Distance: 11.573 m [K=1.0000]  
 Humidity:  
 Inspector:

## IsoLux Plot



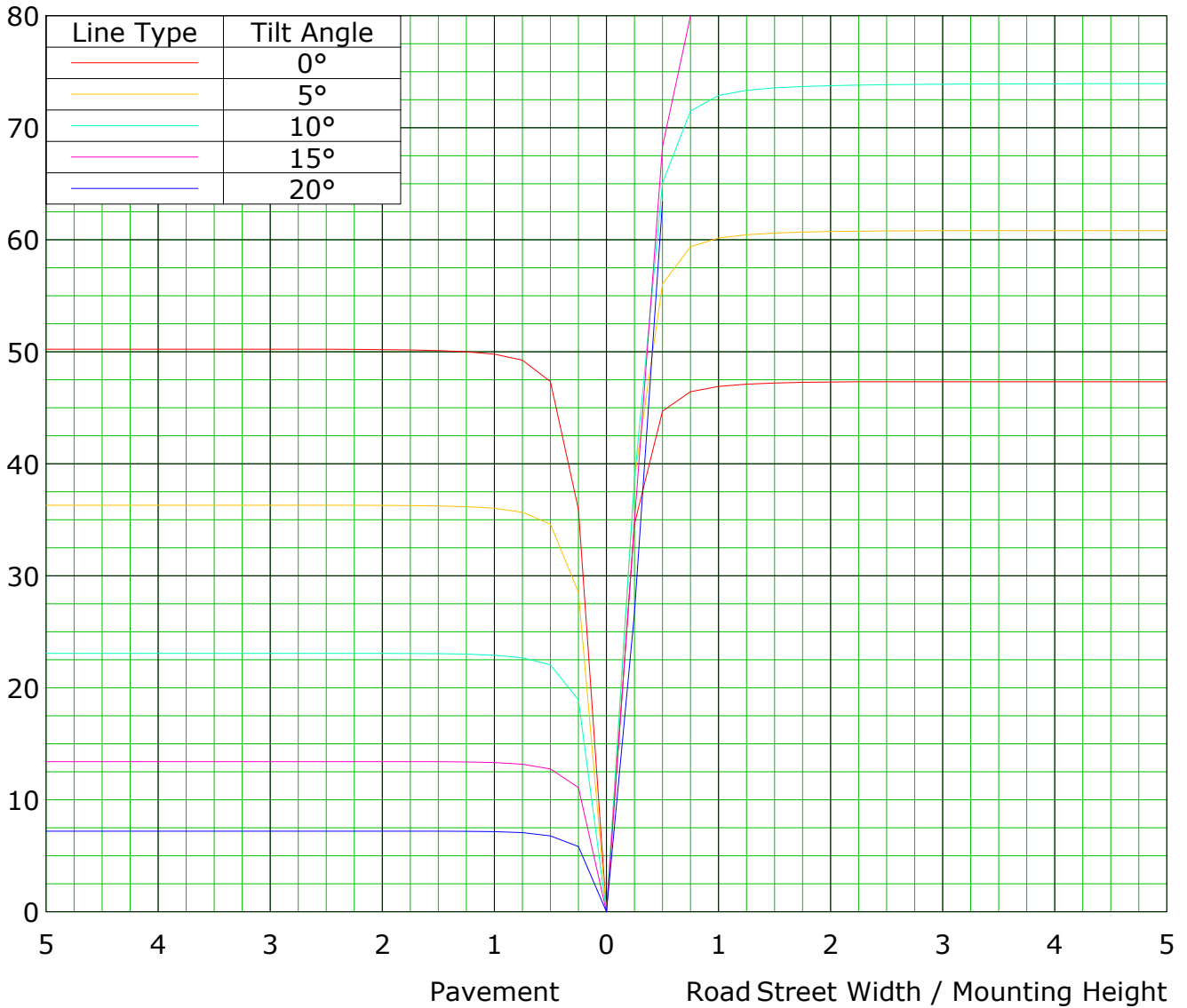
Mounting Height: 10.0m		Max Lux(100%): 16.0 lx	
<ul style="list-style-type: none"> <li><span style="color: red;">—</span> ( 1%): 0.2 lx</li> <li><span style="color: blue;">—</span> ( 5%): 0.8 lx</li> <li><span style="color: purple;">—</span> (20%): 3.2 lx</li> <li><span style="color: green;">—</span> (100%): 16.0 lx</li> </ul>	<ul style="list-style-type: none"> <li><span style="color: cyan;">—</span> ( 2%): 0.3 lx</li> <li><span style="color: magenta;">—</span> (10%): 1.6 lx</li> <li><span style="color: orange;">—</span> (50%): 8.0 lx</li> </ul>		

C Plane (°):0.0-360.0: 30.0  
 Test Lab:  
 Test Type: TYPE C  
 Temperature:  
 Operator:

Gamma Plane (°):0.0-180.0:1.0  
 Test Device: GPM-1800B  
 Distance: 11.573 m [K=1.0000]  
 Humidity:  
 Inspector:

## Roadway CU Curve

Efficiency(%)



C Plane (°):0.0-360.0: 30.0  
 Test Lab:  
 Test Type: TYPE C  
 Temperature:  
 Operator:

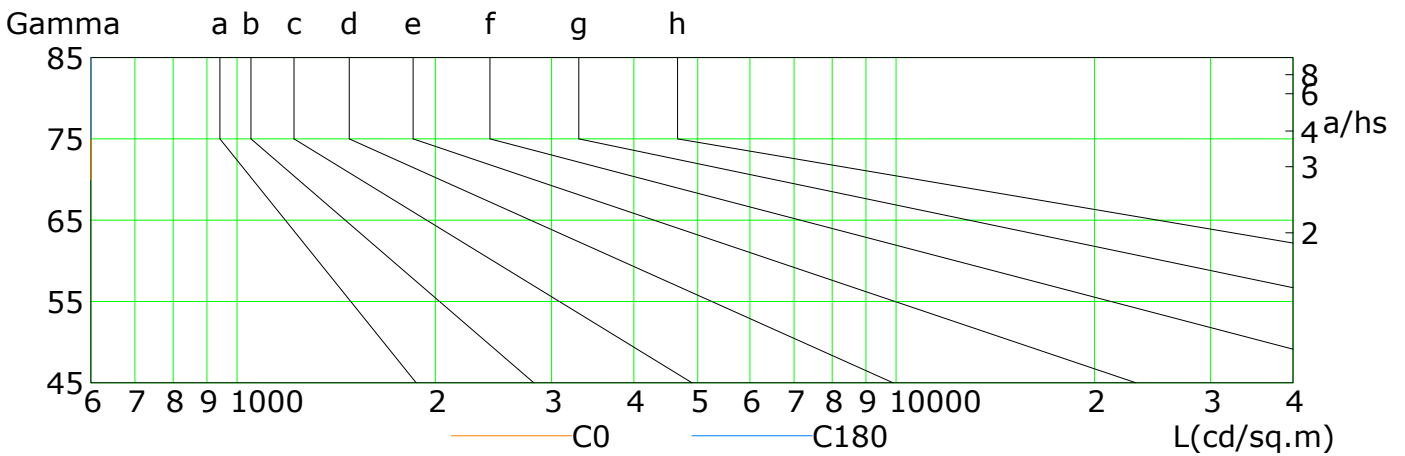
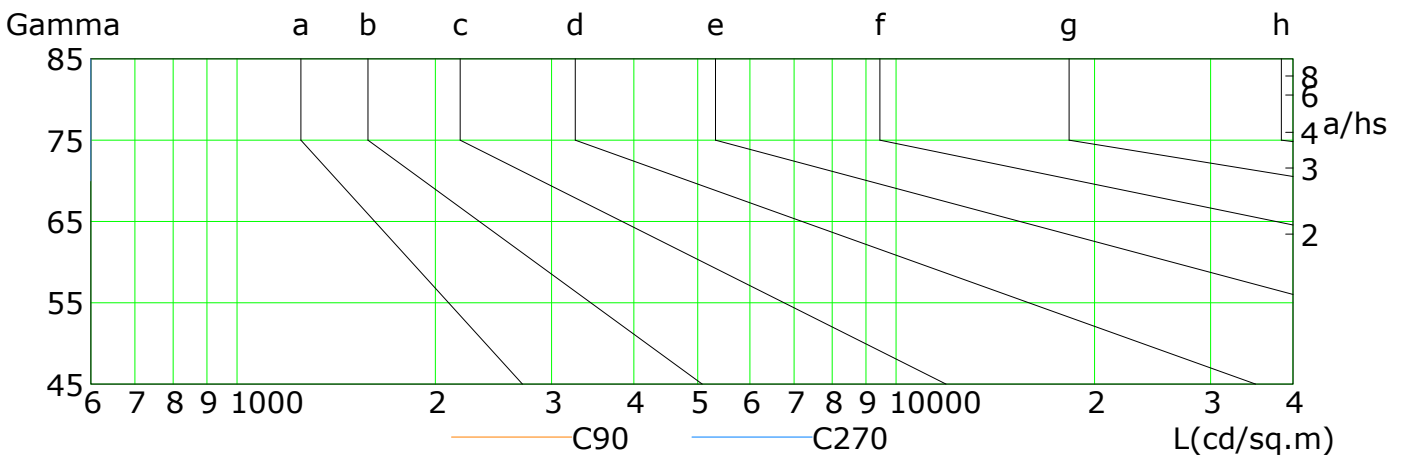
Gamma Plane (°):0.0-180.0:1.0  
 Test Device: GPM-1800B  
 Distance: 11.573 m [K=1.0000]  
 Humidity:  
 Inspector:



## Lum Limit Curve

Dazzle	Quality	Illuminance (lx)							
		2000	1000	500	<=300				
1.15	A	2000	1000	500	<=300				
1.50	B		2000	1000	500	<=300			
1.85	C			2000	1000	500	<=300		
2.20	D				2000	1000	500	<=300	
2.55	E					2000	1000	500	<=300

a b c d e f g h



L(cd/sq.m)	G45	G50	G55	G60	G65	G70	G75	G80	G85
C0	8	5	3	2	2	0	0	0	0
C90	8	5	3	2	1	0	0	0	0
C180	10	6	4	2	2	1	0	0	0
C270	8	6	4	2	1	0	0	0	0

C Plane (°):0.0-360.0: 30.0

Test Lab:

Test Type: TYPE C

Temperature:

Operator:

Gamma Plane (°):0.0-180.0:1.0

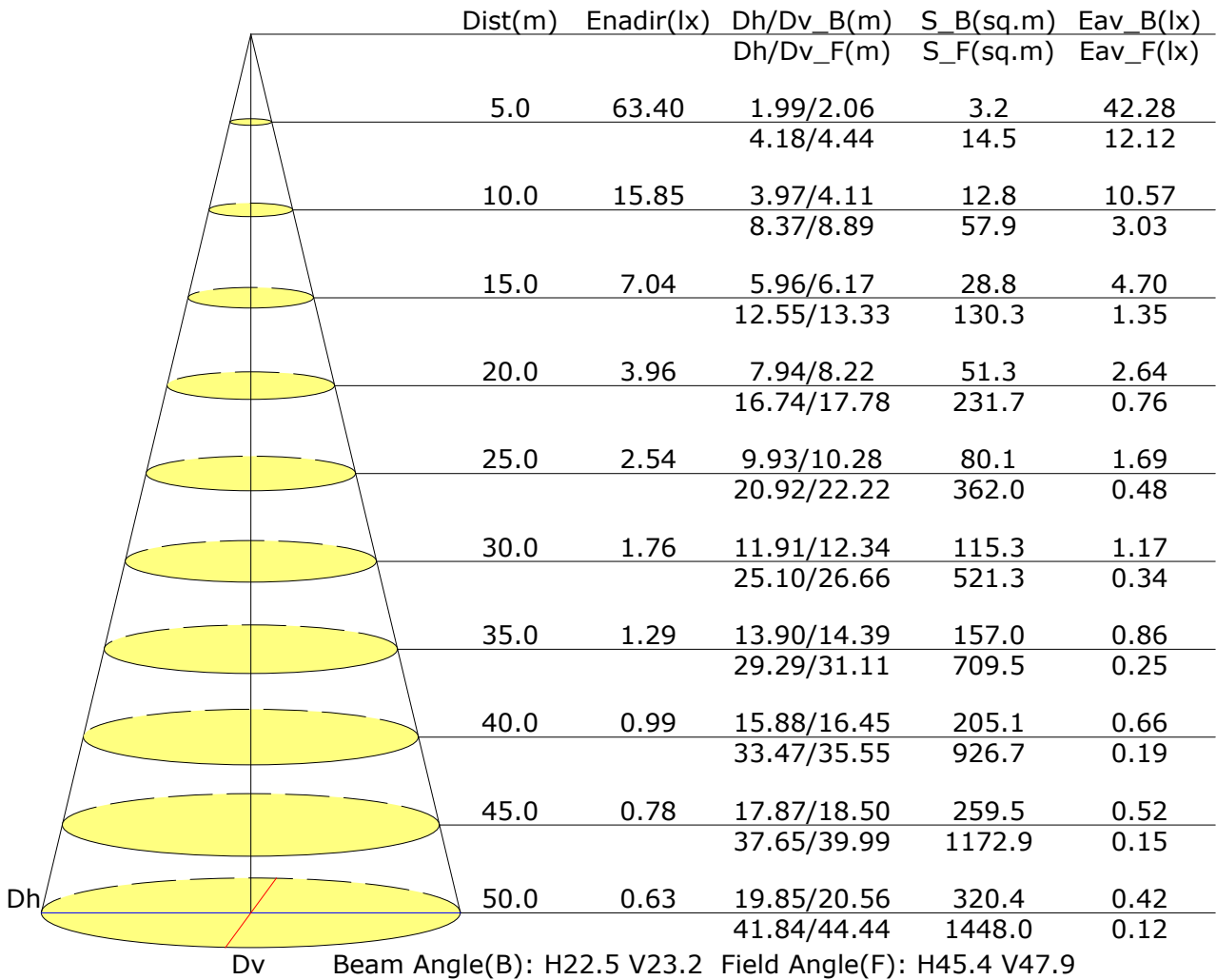
Test Device: GPM-1800B

Distance: 11.573 m [K=1.0000]

Humidity:

Inspector:

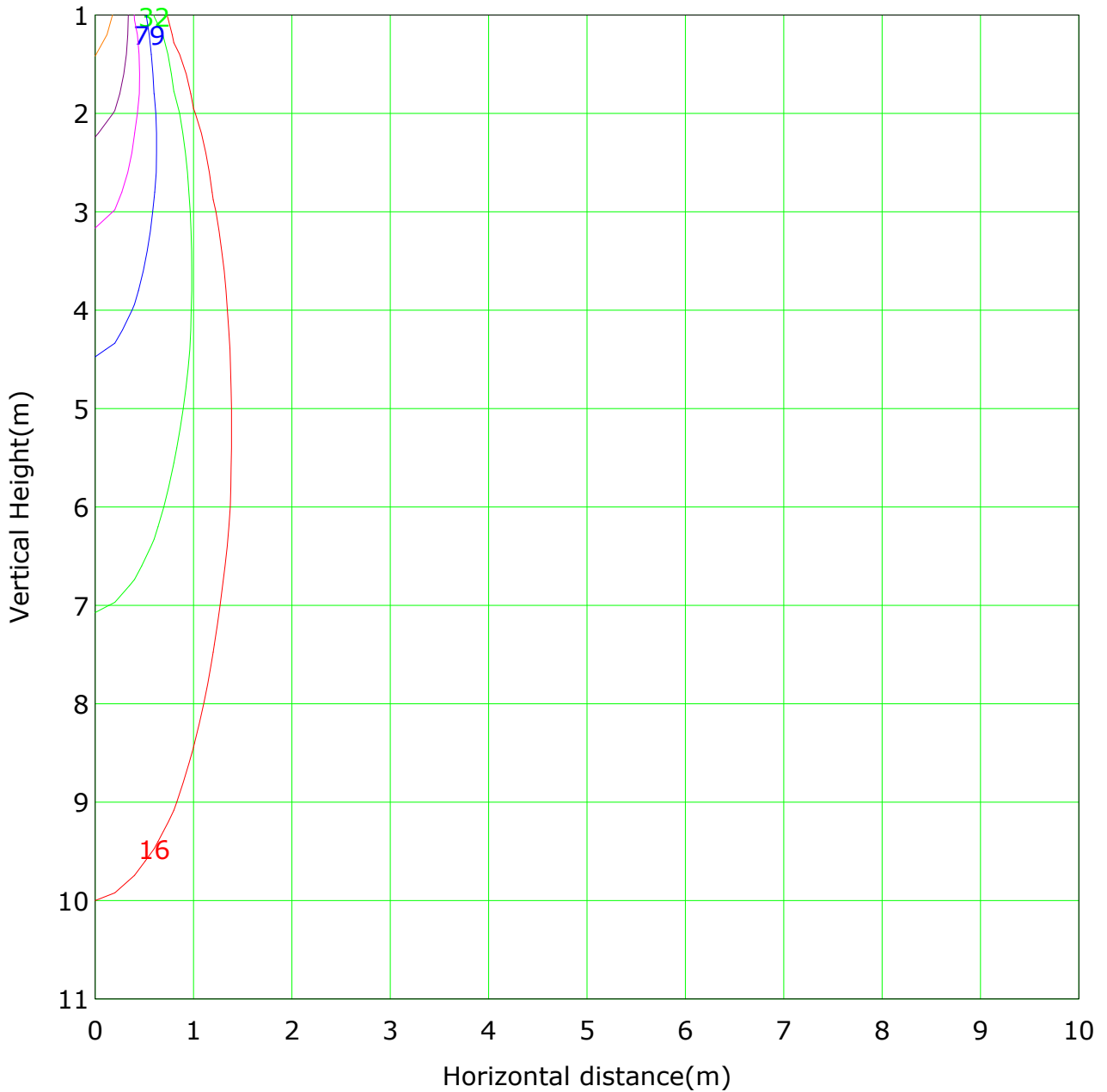
## Illuminance at a Distance



C Plane (°):0.0-360.0: 30.0  
 Test Lab:  
 Test Type: TYPE C  
 Temperature:  
 Operator:

Gamma Plane (°):0.0-180.0:1.0  
 Test Device: GPM-1800B  
 Distance: 11.573 m [K=1.0000]  
 Humidity:  
 Inspector:

## Vertical IsoLux Plot



Lowest(m): 1.0m    Highest(m): 11.0m    Max Lux: 1584.9 lx

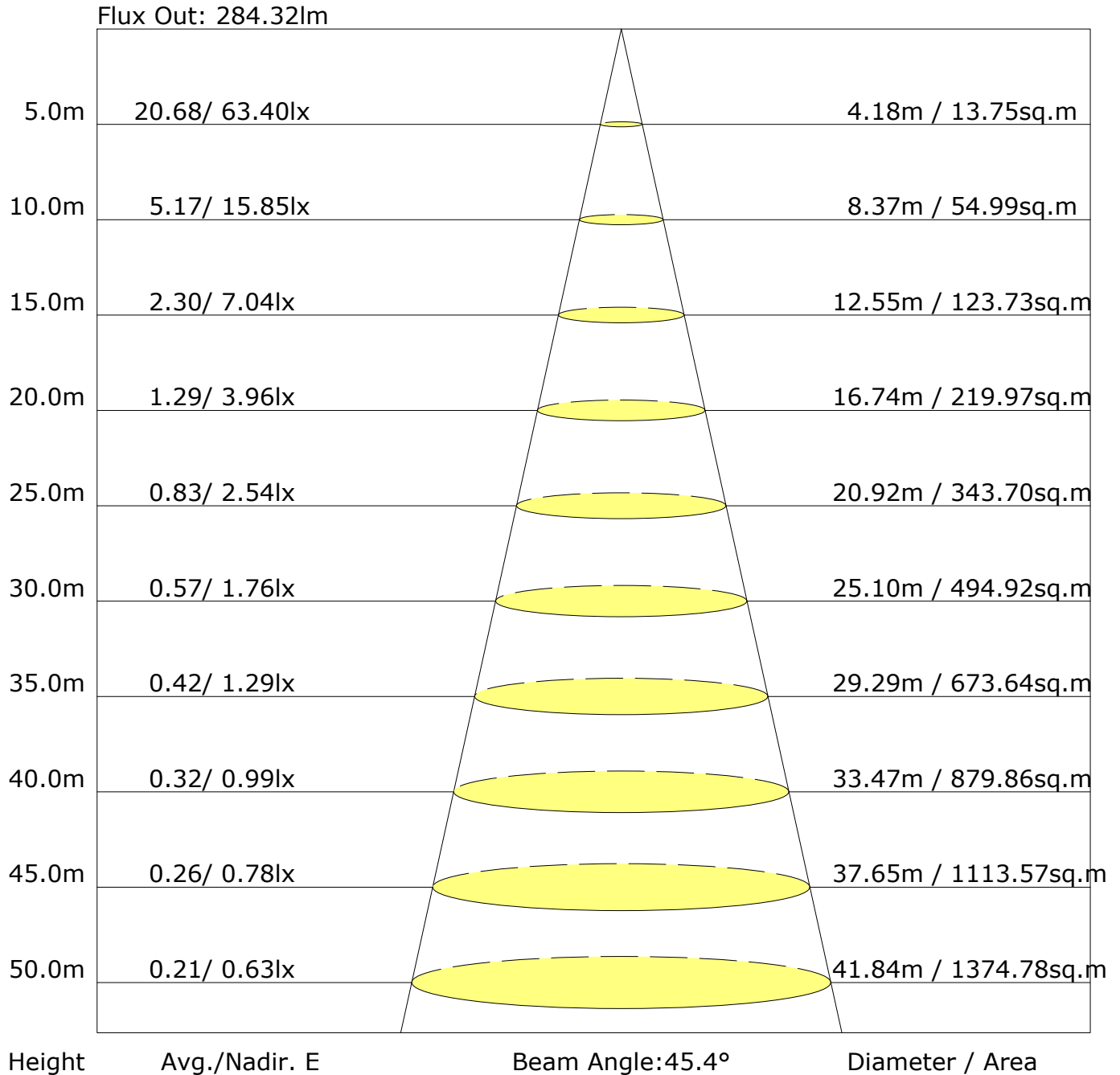
— ( 1%): 15.8 lx	— ( 2%): 31.7 lx
— ( 5%): 79.2 lx	— ( 10%): 158.5 lx
— ( 20%): 317.0 lx	— ( 50%): 792.4 lx
— (100%):1584.9 lx	

C Plane (°):0.0-360.0: 30.0  
 Test Lab:  
 Test Type: TYPE C  
 Temperature:  
 Operator:

Gamma Plane (°):0.0-180.0:1.0  
 Test Device: GPM-1800B  
 Distance: 11.573 m [K=1.0000]  
 Humidity:  
 Inspector:



## The Average Illuminance Effective Figure



C Plane (°):0.0-360.0: 30.0  
 Test Lab:  
 Test Type: TYPE C  
 Temperature:  
 Operator:

Gamma Plane (°):0.0-180.0:1.0  
 Test Device: GPM-1800B  
 Distance: 11.573 m [K=1.0000]  
 Humidity:  
 Inspector:

## UGR Table

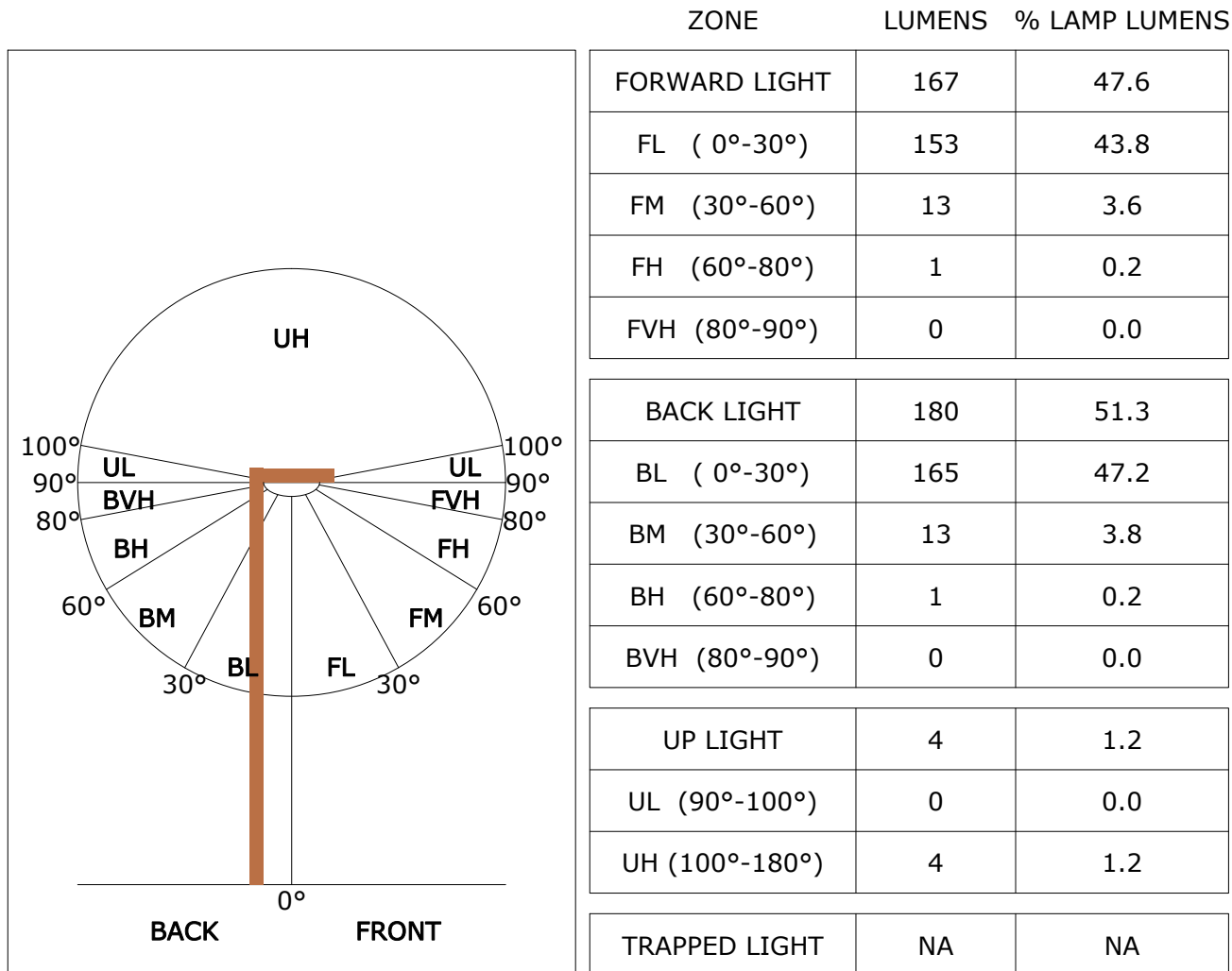
Reflectance:										
Ceiling (cavity)	0.7	0.7	0.5	0.5	0.3	0.7	0.7	0.5	0.5	0.3
Wall	0.5	0.3	0.5	0.3	0.3	0.5	0.3	0.5	0.3	0.3
Reference plane	0.2	0.2	0.2	0.2	0.2	0.2	0.2	0.2	0.2	0.2
Room dimensions	Viewed crosswise					Viewed endwise				
X=2H Y=2H	-1.\$	-1.\$	-1.\$	-1.\$	-1.\$	-1.\$	-1.\$	-1.\$	-1.\$	-1.\$
3H	-1.\$	-1.\$	-1.\$	-1.\$	-1.\$	-1.\$	-1.\$	-1.\$	-1.\$	-1.\$
4H	-1.\$	-1.\$	-1.\$	-1.\$	-1.\$	-1.\$	-1.\$	-1.\$	-1.\$	-1.\$
6H	-1.\$	-1.\$	-1.\$	-1.\$	-1.\$	-1.\$	-1.\$	-1.\$	-1.\$	-1.\$
8H	-1.\$	-1.\$	-1.\$	-1.\$	-1.\$	-1.\$	-1.\$	-1.\$	-1.\$	-1.\$
12H	-1.\$	-1.\$	-1.\$	-1.\$	-1.\$	-1.\$	-1.\$	-1.\$	-1.\$	-1.\$
X=4H Y=2H	-1.\$	-1.\$	-1.\$	-1.\$	-1.\$	-1.\$	-1.\$	-1.\$	-1.\$	-1.\$
3H	-1.\$	-1.\$	-1.\$	-1.\$	-1.\$	-1.\$	-1.\$	-1.\$	-1.\$	-1.\$
4H	-1.\$	-1.\$	-1.\$	-1.\$	-1.\$	-1.\$	-1.\$	-1.\$	-1.\$	-1.\$
6H	-1.\$	-1.\$	-1.\$	-1.\$	-1.\$	-1.\$	-1.\$	-1.\$	-1.\$	-1.\$
8H	-1.\$	-1.\$	-1.\$	-1.\$	-1.\$	-1.\$	-1.\$	-1.\$	-1.\$	-1.\$
12H	-1.\$	-1.\$	-1.\$	-1.\$	-1.\$	-1.\$	-1.\$	-1.\$	-1.\$	-1.\$
X=8H Y=4H	-1.\$	-1.\$	-1.\$	-1.\$	-1.\$	-1.\$	-1.\$	-1.\$	-1.\$	-1.\$
6H	-1.\$	-1.\$	-1.\$	-1.\$	-1.\$	-1.\$	-1.\$	-1.\$	-1.\$	-1.\$
8H	-1.\$	-1.\$	-1.\$	-1.\$	-1.\$	-1.\$	-1.\$	-1.\$	-1.\$	-1.\$
12H	-1.\$	-1.\$	-1.\$	-1.\$	-1.\$	-1.\$	-1.\$	-1.\$	-1.\$	-1.\$
X=12H Y=4H	-1.\$	-1.\$	-1.\$	-1.\$	-1.\$	-1.\$	-1.\$	-1.\$	-1.\$	-1.\$
6H	-1.\$	-1.\$	-1.\$	-1.\$	-1.\$	-1.\$	-1.\$	-1.\$	-1.\$	-1.\$
8H	-1.\$	-1.\$	-1.\$	-1.\$	-1.\$	-1.\$	-1.\$	-1.\$	-1.\$	-1.\$
Variations with the observer position at spacings:										
S=1.0H										
S=1.5H										
S=2.0H										

Calculate in accordance with CIE Pub.117. The table is revised with 350lm ( $8\log(F/F_0) = -3.6$ ).

C Plane (°):0.0-360.0: 30.0  
 Test Lab:  
 Test Type: TYPE C  
 Temperature:  
 Operator:

Gamma Plane (°):0.0-180.0:1.0  
 Test Device: GPM-1800B  
 Distance: 11.573 m [K=1.0000]  
 Humidity:  
 Inspector:

**FLUX DISTRIBUTION TABLE BASED ON THE IESNA LUMINAIRE CLASSIFICATION SYSTEM**

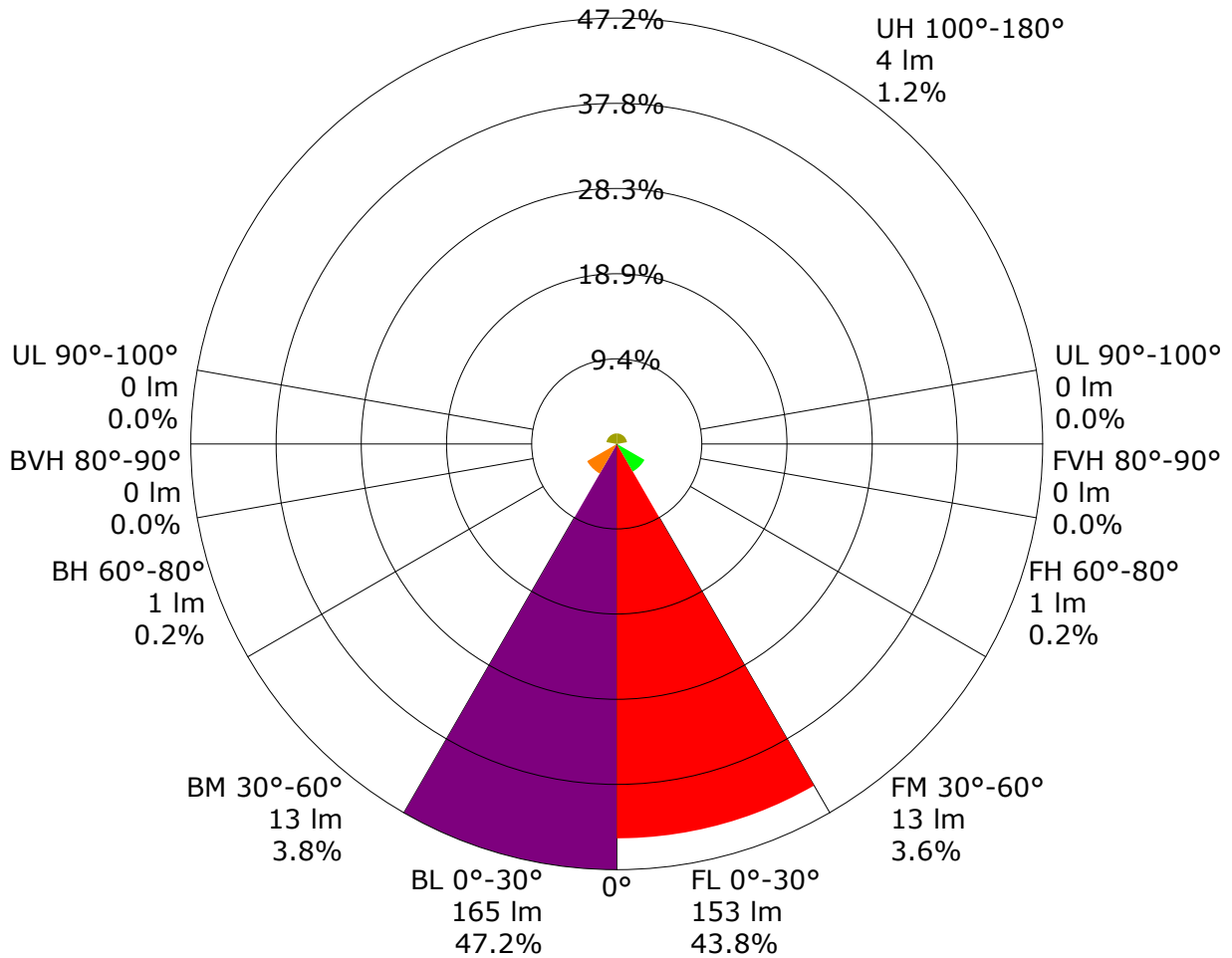


BUG(Backlight,Uplight,Glare) Rating Base On TM-15-07	
Asymmetrical Luminaire Types (Type I,II,III,IV)	B1 U1 G0
Quadrilateral Symmetrical Luminaire Types (Type V,Area Light)	B1 U1 G0

C Plane (°):0.0-360.0: 30.0  
 Test Lab:  
 Test Type: TYPE C  
 Temperature:  
 Operator:

Gamma Plane (°):0.0-180.0:1.0  
 Test Device: GPM-1800B  
 Distance: 11.573 m [K=1.0000]  
 Humidity:  
 Inspector:

### LCS Graph



**Back Light**

**Forward Light**

Scale= MAX LCS%

Trapped Light:NA,NA



## Utilisation Factor Table(Floor cavity)

Utilisation Factors UF(F)			SHR NOM = 0.50									
Room Reflectance			Room Index(RI)									
Ceiling	Wall	Floor	0.75	1.00	1.25	1.50	2.00	2.50	3.00	4.00	5.00	
0.70	0.50	0.20	0.94	0.99	1.02	1.05	1.08	1.10	1.11	1.13	1.15	
	0.30		0.90	0.95	0.99	1.01	1.05	1.07	1.09	1.11	1.13	
	0.20		0.87	0.92	0.96	0.99	1.02	1.05	1.07	1.10	1.11	
0.50	0.50	0.20	0.92	0.97	1.00	1.02	1.05	1.07	1.08	1.09	1.10	
	0.30		0.89	0.94	0.97	0.99	1.02	1.04	1.06	1.08	1.09	
	0.20		0.87	0.91	0.95	0.97	1.00	1.03	1.04	1.06	1.08	
0.30	0.50	0.20	0.91	0.95	0.98	1.00	1.02	1.03	1.04	1.05	1.06	
	0.30		0.88	0.93	0.96	0.97	1.00	1.02	1.03	1.04	1.05	
	0.20		0.86	0.91	0.94	0.96	0.99	1.00	1.02	1.03	1.04	
0.00	0.00	0.00	0.84	0.89	0.91	0.93	0.95	0.97	0.98	0.99	0.99	
<p>Rating:4W Photometrically tested without ceiling board.            Multiply UF values by service correction factors            Calculate in accordance with CIBSE Technical Memorandum NO.5 1980</p>												

C Plane (°):0.0-360.0: 30.0  
 Test Lab:  
 Test Type: TYPE C  
 Temperature:  
 Operator:

Gamma Plane (°):0.0-180.0:1.0  
 Test Device: GPM-1800B  
 Distance: 11.573 m [K=1.0000]  
 Humidity:  
 Inspector:

## Utilisation Factor Table(Wall)

Utilisation Factors UF(W)			SHR NOM = 0.50								
Room Reflectance			Room Index(RI)								
Ceiling	Wall	Floor	0.75	1.00	1.25	1.50	2.00	2.50	3.00	4.00	5.00
0.70	0.50	0.20	0.49	0.40	0.33	0.29	0.23	0.19	0.16	0.13	0.10
	0.30		0.41	0.34	0.29	0.26	0.21	0.17	0.15	0.12	0.10
	0.20		0.35	0.30	0.26	0.23	0.19	0.16	0.14	0.11	0.09
0.50	0.50	0.20	0.46	0.37	0.31	0.27	0.21	0.22	0.15	0.11	0.09
	0.30		0.39	0.32	0.27	0.24	0.19	0.16	0.14	0.11	0.09
	0.20		0.34	0.28	0.24	0.22	0.18	0.15	0.13	0.10	0.08
0.30	0.50	0.20	0.43	0.34	0.29	0.24	0.19	0.16	0.13	0.10	0.08
	0.30		0.37	0.30	0.26	0.22	0.18	0.15	0.12	0.10	0.08
	0.20		0.33	0.27	0.23	0.20	0.16	0.14	0.12	0.09	0.08
0.00	0.00	0.00	0.18	0.14	0.11	0.09	0.07	0.06	0.05	0.04	0.03
<p>Rating:4W Photometrically tested without ceiling board.            Multiply UF values by service correction factors            Calculate in accordance with CIBSE Technical Memorandum NO.5 1980</p>											

C Plane (°):0.0-360.0: 30.0  
 Test Lab:  
 Test Type: TYPE C  
 Temperature:  
 Operator:

Gamma Plane (°):0.0-180.0:1.0  
 Test Device: GPM-1800B  
 Distance: 11.573 m [K=1.0000]  
 Humidity:  
 Inspector:

## Utilisation Factor Table(Ceiling cavity)

Utilisation Factors UF(C)			SHR NOM = 0.50									
Room Reflectance			Room Index(RI)									
Ceiling	Wall	Floor	0.75	1.00	1.25	1.50	2.00	2.50	3.00	4.00	5.00	
0.70	0.50	0.20	0.13	0.15	0.16	0.17	0.19	0.20	0.21	0.22	0.22	
	0.30		0.10	0.12	0.14	0.15	0.17	0.18	0.19	0.20	0.21	
	0.20		0.08	0.10	0.11	0.13	0.15	0.16	0.17	0.19	0.20	
0.50	0.50	0.20	0.13	0.15	0.16	0.17	0.18	0.19	0.20	0.21	0.21	
	0.30		0.10	0.12	0.13	0.14	0.16	0.17	0.18	0.20	0.20	
	0.20		0.08	0.10	0.11	0.13	0.14	0.16	0.17	0.18	0.19	
0.30	0.50	0.20	0.12	0.14	0.15	0.16	0.18	0.18	0.19	0.20	0.20	
	0.30		0.10	0.11	0.13	0.14	0.16	0.17	0.18	0.19	0.20	
	0.20		0.08	0.09	0.11	0.12	0.14	0.16	0.17	0.18	0.19	
0.00	0.00	0.00	0.01	0.01	0.01	0.01	0.01	0.01	0.01	0.01	0.01	
<p>Rating:4W Photometrically tested without ceiling board.            Multiply UF values by service correction factors            Calculate in accordance with CIBSE Technical Memorandum NO.5 1980</p>												

C Plane (°):0.0-360.0: 30.0  
 Test Lab:  
 Test Type: TYPE C  
 Temperature:  
 Operator:

Gamma Plane (°):0.0-180.0:1.0  
 Test Device: GPM-1800B  
 Distance: 11.573 m [K=1.0000]  
 Humidity:  
 Inspector:

## Zonal Lumen

Gamma [°]	I <sub>mean</sub> [cd]	Zonal Flux [lm]	Sum Zonal Flux [lm]	Rel Zonal Flux [%]	Sum Rel Zonal Flux [%]
0.0-1.0	1588.1	1.5	1.5	0.43	0.43
1.0-2.0	1574.4	4.5	6.0	1.29	1.72
2.0-3.0	1547.3	7.4	13.4	2.11	3.84
3.0-4.0	1502.6	10.1	23.5	2.87	6.71
4.0-5.0	1437.3	12.4	35.9	3.53	10.24
5.0-6.0	1358.4	14.3	50.1	4.08	14.32
6.0-7.0	1272.3	15.8	65.9	4.51	18.83
7.0-8.0	1180.5	16.9	82.8	4.82	23.65
8.0-9.0	1084.7	17.6	100.4	5.02	28.67
9.0-10.0	984.7	17.8	118.2	5.09	33.76
10.0-11.0	885.7	17.7	135.9	5.05	38.82
11.0-12.0	793.3	17.3	153.3	4.95	43.77
12.0-13.0	705.4	16.7	170.0	4.78	48.55
13.0-14.0	622.4	15.9	186.0	4.55	53.10
14.0-15.0	547.5	15.0	201.0	4.29	57.39
15.0-16.0	480.9	14.1	215.1	4.02	61.41
16.0-17.0	421.4	13.1	228.2	3.75	65.16
17.0-18.0	368.0	12.1	240.3	3.47	68.63
18.0-19.0	320.2	11.1	251.5	3.18	71.81
19.0-20.0	277.5	10.2	261.6	2.90	74.71
20.0-21.0	239.4	9.2	270.8	2.63	77.33
21.0-22.0	205.3	8.3	279.1	2.36	79.69
22.0-23.0	174.7	7.3	286.4	2.09	81.78
23.0-24.0	148.7	6.5	292.9	1.86	83.64
24.0-25.0	126.9	5.8	298.7	1.65	85.29
25.0-26.0	107.9	5.1	303.8	1.45	86.74
26.0-27.0	91.5	4.5	308.3	1.28	88.02
27.0-28.0	78.0	3.9	312.2	1.13	89.15
28.0-29.0	66.7	3.5	315.7	1.00	90.15
29.0-30.0	57.1	3.1	318.8	0.88	91.03
30.0-31.0	48.8	2.7	321.5	0.78	91.80
31.0-32.0	41.8	2.4	323.9	0.68	92.49
32.0-33.0	35.8	2.1	326.0	0.60	93.09
33.0-34.0	30.8	1.9	327.9	0.53	93.62
34.0-35.0	26.5	1.6	329.5	0.47	94.09
35.0-36.0	22.8	1.5	331.0	0.41	94.51

C Plane (°):0.0-360.0: 30.0  
 Test Lab:  
 Test Type: TYPE C  
 Temperature:  
 Operator:

Gamma Plane (°):0.0-180.0:1.0  
 Test Device: GPM-1800B  
 Distance: 11.573 m [K=1.0000]  
 Humidity:  
 Inspector:

## Zonal Lumen (Continue 1)

Gamma [°]	I <sub>mean</sub> [cd]	Zonal Flux [lm]	Sum Zonal Flux [lm]	Rel Zonal Flux [%]	Sum Rel Zonal Flux [%]
36.0-37.0	19.8	1.3	332.3	0.37	94.87
37.0-38.0	17.3	1.2	333.4	0.33	95.20
38.0-39.0	15.2	1.0	334.5	0.30	95.50
39.0-40.0	13.5	0.9	335.4	0.27	95.77
40.0-41.0	12.1	0.9	336.3	0.25	96.01
41.0-42.0	10.9	0.8	337.0	0.23	96.24
42.0-43.0	10.0	0.7	337.8	0.21	96.45
43.0-44.0	9.1	0.7	338.5	0.20	96.65
44.0-45.0	8.3	0.6	339.1	0.18	96.83
45.0-46.0	7.6	0.6	339.7	0.17	97.00
46.0-47.0	7.0	0.6	340.3	0.16	97.16
47.0-48.0	6.4	0.5	340.8	0.15	97.31
48.0-49.0	5.9	0.5	341.3	0.14	97.44
49.0-50.0	5.4	0.4	341.7	0.13	97.57
50.0-51.0	4.9	0.4	342.1	0.12	97.69
51.0-52.0	4.5	0.4	342.5	0.11	97.80
52.0-53.0	4.1	0.4	342.9	0.10	97.90
53.0-54.0	3.8	0.3	343.2	0.10	98.00
54.0-55.0	3.5	0.3	343.5	0.09	98.09
55.0-56.0	3.2	0.3	343.8	0.08	98.17
56.0-57.0	2.9	0.3	344.1	0.08	98.25
57.0-58.0	2.7	0.2	344.3	0.07	98.32
58.0-59.0	2.4	0.2	344.6	0.07	98.38
59.0-60.0	2.2	0.2	344.8	0.06	98.44
60.0-61.0	2.1	0.2	345.0	0.06	98.50
61.0-62.0	1.9	0.2	345.1	0.05	98.55
62.0-63.0	1.7	0.2	345.3	0.05	98.60
63.0-64.0	1.6	0.2	345.5	0.05	98.65
64.0-65.0	1.5	0.1	345.6	0.04	98.69
65.0-66.0	1.3	0.1	345.8	0.04	98.73
66.0-67.0	1.1	0.1	345.9	0.03	98.76
67.0-68.0	0.8	0.1	345.9	0.02	98.78
68.0-69.0	0.6	0.1	346.0	0.02	98.80
69.0-70.0	0.3	0.0	346.0	0.01	98.81
70.0-71.0	0.2	0.0	346.1	0.01	98.81
71.0-72.0	0.2	0.0	346.1	0.01	98.82

C Plane (°):0.0-360.0: 30.0  
 Test Lab:  
 Test Type: TYPE C  
 Temperature:  
 Operator:

Gamma Plane (°):0.0-180.0:1.0  
 Test Device: GPM-1800B  
 Distance: 11.573 m [K=1.0000]  
 Humidity:  
 Inspector:

## Zonal Lumen (Continue 2)

Gamma [°]	I <sub>mean</sub> [cd]	Zonal Flux [lm]	Sum Zonal Flux [lm]	Rel Zonal Flux [%]	Sum Rel Zonal Flux [%]
72.0-73.0	0.0	0.0	346.1	0.00	98.82
73.0-74.0	0.0	0.0	346.1	0.00	98.82
74.0-75.0	0.0	0.0	346.1	0.00	98.82
75.0-76.0	0.0	0.0	346.1	0.00	98.82
76.0-77.0	0.0	0.0	346.1	0.00	98.82
77.0-78.0	0.0	0.0	346.1	0.00	98.82
78.0-79.0	0.0	0.0	346.1	0.00	98.82
79.0-80.0	0.0	0.0	346.1	0.00	98.82
80.0-81.0	0.0	0.0	346.1	0.00	98.82
81.0-82.0	0.0	0.0	346.1	0.00	98.82
82.0-83.0	0.0	0.0	346.1	0.00	98.82
83.0-84.0	0.0	0.0	346.1	0.00	98.82
84.0-85.0	0.0	0.0	346.1	0.00	98.82
85.0-86.0	0.0	0.0	346.1	0.00	98.82
86.0-87.0	0.0	0.0	346.1	0.00	98.82
87.0-88.0	0.0	0.0	346.1	0.00	98.82
88.0-89.0	0.0	0.0	346.1	0.00	98.82
89.0-90.0	0.0	0.0	346.1	0.00	98.82
90.0-91.0	0.0	0.0	346.1	0.00	98.82
91.0-92.0	0.0	0.0	346.1	0.00	98.82
92.0-93.0	0.0	0.0	346.1	0.00	98.82
93.0-94.0	0.0	0.0	346.1	0.00	98.82
94.0-95.0	0.0	0.0	346.1	0.00	98.82
95.0-96.0	0.0	0.0	346.1	0.00	98.82
96.0-97.0	0.0	0.0	346.1	0.00	98.82
97.0-98.0	0.0	0.0	346.1	0.00	98.82
98.0-99.0	0.0	0.0	346.1	0.00	98.82
99.0-100.0	0.0	0.0	346.1	0.00	98.82
100.0-101.0	0.0	0.0	346.1	0.00	98.82
101.0-102.0	0.0	0.0	346.1	0.00	98.82
102.0-103.0	0.0	0.0	346.1	0.00	98.82
103.0-104.0	0.0	0.0	346.1	0.00	98.82
104.0-105.0	0.0	0.0	346.1	0.00	98.82
105.0-106.0	0.0	0.0	346.1	0.00	98.82
106.0-107.0	0.0	0.0	346.1	0.00	98.82
107.0-108.0	0.0	0.0	346.1	0.00	98.82

C Plane (°):0.0-360.0: 30.0  
 Test Lab:  
 Test Type: TYPE C  
 Temperature:  
 Operator:

Gamma Plane (°):0.0-180.0:1.0  
 Test Device: GPM-1800B  
 Distance: 11.573 m [K=1.0000]  
 Humidity:  
 Inspector:

### Zonal Lumen (Continue 3)

Gamma [°]	I <sub>mean</sub> [cd]	Zonal Flux [lm]	Sum Zonal Flux [lm]	Rel Zonal Flux [%]	Sum Rel Zonal Flux [%]
108.0-109.0	0.0	0.0	346.1	0.00	98.82
109.0-110.0	0.0	0.0	346.1	0.00	98.82
110.0-111.0	0.0	0.0	346.1	0.00	98.82
111.0-112.0	0.0	0.0	346.1	0.00	98.82
112.0-113.0	0.0	0.0	346.1	0.00	98.82
113.0-114.0	0.0	0.0	346.1	0.00	98.82
114.0-115.0	0.0	0.0	346.1	0.00	98.82
115.0-116.0	0.0	0.0	346.1	0.00	98.82
116.0-117.0	0.0	0.0	346.1	0.00	98.82
117.0-118.0	0.0	0.0	346.1	0.00	98.82
118.0-119.0	0.0	0.0	346.1	0.00	98.82
119.0-120.0	0.0	0.0	346.1	0.00	98.82
120.0-121.0	0.0	0.0	346.1	0.00	98.82
121.0-122.0	0.0	0.0	346.1	0.00	98.82
122.0-123.0	0.0	0.0	346.1	0.00	98.82
123.0-124.0	0.0	0.0	346.1	0.00	98.82
124.0-125.0	0.0	0.0	346.1	0.00	98.82
125.0-126.0	0.0	0.0	346.1	0.00	98.82
126.0-127.0	0.0	0.0	346.1	0.00	98.82
127.0-128.0	0.0	0.0	346.1	0.00	98.82
128.0-129.0	0.0	0.0	346.1	0.00	98.82
129.0-130.0	0.0	0.0	346.1	0.00	98.82
130.0-131.0	0.0	0.0	346.1	0.00	98.82
131.0-132.0	0.0	0.0	346.1	0.00	98.82
132.0-133.0	0.0	0.0	346.1	0.00	98.82
133.0-134.0	0.0	0.0	346.1	0.00	98.82
134.0-135.0	0.0	0.0	346.1	0.00	98.82
135.0-136.0	0.2	0.0	346.1	0.00	98.83
136.0-137.0	0.3	0.0	346.1	0.01	98.83
137.0-138.0	0.6	0.0	346.2	0.01	98.84
138.0-139.0	0.9	0.1	346.2	0.02	98.86
139.0-140.0	1.1	0.1	346.3	0.02	98.88
140.0-141.0	1.2	0.1	346.4	0.02	98.91
141.0-142.0	1.3	0.1	346.5	0.03	98.93
142.0-143.0	1.5	0.1	346.6	0.03	98.96
143.0-144.0	1.6	0.1	346.7	0.03	98.99

C Plane (°):0.0-360.0: 30.0  
 Test Lab:  
 Test Type: TYPE C  
 Temperature:  
 Operator:

Gamma Plane (°):0.0-180.0:1.0  
 Test Device: GPM-1800B  
 Distance: 11.573 m [K=1.0000]  
 Humidity:  
 Inspector:

## Zonal Lumen (Continue 4)

Gamma [°]	I <sub>mean</sub> [cd]	Zonal Flux [lm]	Sum Zonal Flux [lm]	Rel Zonal Flux [%]	Sum Rel Zonal Flux [%]
144.0-145.0	1.6	0.1	346.8	0.03	99.02
145.0-146.0	1.8	0.1	346.9	0.03	99.05
146.0-147.0	1.9	0.1	347.0	0.03	99.08
147.0-148.0	2.1	0.1	347.1	0.03	99.12
148.0-149.0	2.2	0.1	347.3	0.04	99.16
149.0-150.0	2.4	0.1	347.4	0.04	99.19
150.0-151.0	2.5	0.1	347.5	0.04	99.23
151.0-152.0	2.6	0.1	347.7	0.04	99.27
152.0-153.0	2.7	0.1	347.8	0.04	99.31
153.0-154.0	2.9	0.1	347.9	0.04	99.35
154.0-155.0	3.0	0.1	348.1	0.04	99.39
155.0-156.0	3.1	0.1	348.2	0.04	99.43
156.0-157.0	3.2	0.1	348.4	0.04	99.47
157.0-158.0	3.3	0.1	348.5	0.04	99.51
158.0-159.0	3.4	0.1	348.7	0.04	99.55
159.0-160.0	3.5	0.1	348.8	0.04	99.59
160.0-161.0	3.6	0.1	348.9	0.04	99.63
161.0-162.0	3.6	0.1	349.0	0.04	99.66
162.0-163.0	3.7	0.1	349.2	0.03	99.70
163.0-164.0	3.7	0.1	349.3	0.03	99.73
164.0-165.0	3.8	0.1	349.4	0.03	99.76
165.0-166.0	3.9	0.1	349.5	0.03	99.79
166.0-167.0	3.9	0.1	349.6	0.03	99.82
167.0-168.0	3.9	0.1	349.7	0.03	99.85
168.0-169.0	3.9	0.1	349.8	0.02	99.87
169.0-170.0	3.9	0.1	349.9	0.02	99.90
170.0-171.0	3.9	0.1	349.9	0.02	99.92
171.0-172.0	3.8	0.1	350.0	0.02	99.93
172.0-173.0	3.8	0.1	350.0	0.02	99.95
173.0-174.0	3.8	0.0	350.1	0.01	99.96
174.0-175.0	3.9	0.0	350.1	0.01	99.97
175.0-176.0	3.9	0.0	350.2	0.01	99.98
176.0-177.0	3.8	0.0	350.2	0.01	99.99
177.0-178.0	3.8	0.0	350.2	0.01	100.00
178.0-179.0	3.8	0.0	350.2	0.00	100.00
179.0-180.0	3.8	0.0	350.2	0.00	100.00

C Plane (°):0.0-360.0: 30.0  
 Test Lab:  
 Test Type: TYPE C  
 Temperature:  
 Operator:

Gamma Plane (°):0.0-180.0:1.0  
 Test Device: GPM-1800B  
 Distance: 11.573 m [K=1.0000]  
 Humidity:  
 Inspector:



## Candlepower Table

Unit: cd

G\C	C0.0	C30.0	C60.0	C90.0	C120.0	C150.0	C180.0	C210.0	C240.0	C270.0
G0.0	1584.9	1591.7	1596.2	1596.6	1593.5	1586.9	1584.9	1591.7	1596.2	1596.6
G1.0	1566.8	1575.2	1592.0	1599.4	1604.2	1599.7	1586.2	1583.4	1579.3	1575.9
G2.0	1526.2	1534.8	1549.5	1575.3	1593.1	1597.7	1585.0	1572.7	1561.8	1555.5
G3.0	1471.5	1476.4	1487.5	1516.2	1541.9	1555.3	1588.1	1564.3	1545.7	1540.9
G4.0	1401.2	1395.0	1406.3	1432.8	1457.5	1477.3	1558.3	1544.8	1520.8	1509.3
G5.0	1321.1	1300.7	1313.1	1335.7	1374.1	1384.4	1486.3	1484.6	1477.2	1450.2
G6.0	1222.1	1206.2	1219.3	1241.3	1283.5	1291.3	1396.6	1404.1	1418.7	1391.0
G7.0	1120.4	1112.3	1118.9	1149.0	1186.7	1185.3	1302.4	1307.1	1336.0	1327.5
G8.0	1017.0	1021.0	1033.8	1064.2	1092.7	1083.0	1184.3	1204.4	1247.7	1246.7
G9.0	920.2	934.1	955.2	979.5	997.8	982.0	1079.0	1098.9	1144.3	1145.7
G10.0	821.7	838.8	876.4	905.5	917.7	896.8	978.5	981.2	1030.4	1019.0
G11.0	738.9	757.0	785.7	829.6	839.8	818.5	887.4	872.8	912.8	897.8
G12.0	665.1	678.8	703.2	751.3	763.1	745.3	804.6	773.6	797.9	783.0
G13.0	593.1	595.3	620.6	663.7	679.7	662.1	718.5	685.5	692.3	685.9
G14.0	516.6	522.1	541.8	585.6	608.2	586.5	640.8	598.9	611.2	599.7
G15.0	453.6	455.3	469.1	514.9	542.9	516.2	566.8	526.4	539.1	528.1
G16.0	396.8	395.5	400.9	453.1	484.5	451.8	496.6	463.3	479.1	464.7
G17.0	347.2	344.2	350.2	401.6	434.3	393.9	422.9	401.9	418.6	411.0
G18.0	303.7	300.2	308.4	360.0	386.1	347.5	362.5	339.7	365.3	355.5
G19.0	260.9	258.4	273.3	322.8	347.3	306.6	309.3	288.6	315.8	305.8
G20.0	227.2	225.3	240.9	291.7	310.9	274.7	261.4	242.3	268.8	256.7
G21.0	197.3	196.9	214.5	263.5	276.0	246.8	221.6	200.6	223.2	212.5
G22.0	170.9	169.6	190.6	235.6	239.9	219.4	187.7	163.2	186.6	175.3
G23.0	144.9	147.8	169.6	212.1	209.3	196.7	157.0	129.6	154.6	140.0
G24.0	125.0	128.3	149.8	190.5	182.5	176.2	133.6	105.5	126.8	114.1
G25.0	107.1	111.7	132.9	170.0	157.8	156.7	112.4	85.9	103.4	92.9
G26.0	91.6	95.6	117.8	149.2	132.7	136.4	94.7	70.1	82.7	76.1
G27.0	77.2	83.3	104.2	132.0	113.0	119.5	78.5	57.0	67.6	61.7
G28.0	66.0	71.8	90.5	115.7	95.7	103.4	66.3	48.5	56.3	51.6
G29.0	56.9	61.5	79.3	101.4	80.5	89.0	55.9	41.6	47.1	43.5
G30.0	48.8	51.7	68.4	87.0	66.7	76.4	47.3	36.5	39.1	37.4
G31.0	41.1	43.9	58.2	75.0	55.8	63.7	41.0	32.3	33.7	32.7
G32.0	35.1	37.0	48.4	64.3	46.6	53.5	35.7	29.3	29.3	28.3
G33.0	30.2	30.9	40.4	54.6	38.6	44.9	30.9	26.6	25.7	25.1
G34.0	26.1	26.2	33.7	45.2	32.3	37.7	27.0	24.0	22.7	22.6
G35.0	22.4	22.0	27.6	38.0	26.3	30.8	23.7	21.8	20.3	20.5
G36.0	19.2	19.0	22.6	31.4	22.0	25.5	20.5	19.4	18.4	18.7

C Plane (°):0.0-360.0: 30.0

Test Lab:

Test Type: TYPE C

Temperature:

Operator:

Gamma Plane (°):0.0-180.0:1.0

Test Device: GPM-1800B

Distance: 11.573 m [K=1.0000]

Humidity:

Inspector:

## Candlepower Table (Continue 1)

Unit: cd

G\C	C0.0	C30.0	C60.0	C90.0	C120.0	C150.0	C180.0	C210.0	C240.0	C270.0
G37.0	16.7	16.4	18.9	26.3	18.6	21.2	18.4	17.5	16.7	16.9
G38.0	14.8	14.5	15.8	21.4	15.6	18.0	16.6	16.0	15.2	15.5
G39.0	13.1	12.7	13.5	17.8	13.4	14.9	15.5	14.6	13.9	14.1
G40.0	11.8	11.8	11.6	14.9	11.9	12.8	14.1	13.3	12.5	12.8
G41.0	10.7	10.6	10.1	12.5	10.8	11.1	13.0	12.5	11.5	11.6
G42.0	9.9	9.7	9.1	10.8	9.7	9.8	12.0	11.4	10.5	10.6
G43.0	9.1	8.9	8.3	9.4	9.1	8.8	11.3	10.6	9.6	9.7
G44.0	8.2	7.9	7.6	8.3	8.4	8.0	10.5	9.8	8.9	9.1
G45.0	7.5	7.0	6.8	7.5	7.6	7.4	9.7	8.9	8.1	8.3
G46.0	6.6	6.4	6.2	6.9	7.0	6.7	9.0	8.4	7.4	7.7
G47.0	6.0	5.8	5.6	6.3	6.5	6.2	8.3	7.8	6.8	7.0
G48.0	5.4	5.1	5.0	5.8	6.0	5.7	7.5	7.1	6.1	6.5
G49.0	5.1	4.7	4.7	5.3	5.6	5.2	6.6	6.2	5.8	5.9
G50.0	4.7	4.2	4.2	4.8	5.2	4.7	5.9	5.6	5.3	5.6
G51.0	4.4	3.8	3.9	4.4	4.8	4.1	5.2	5.1	4.9	5.2
G52.0	3.9	3.5	3.6	4.0	4.6	3.7	4.6	4.6	4.3	4.7
G53.0	3.8	3.2	3.3	3.8	4.1	3.4	4.4	4.2	3.9	4.5
G54.0	3.4	3.2	3.1	3.5	3.8	3.2	4.0	3.8	3.6	4.0
G55.0	3.2	2.8	3.0	3.2	3.5	2.9	3.6	3.4	3.2	3.6
G56.0	3.0	2.8	2.6	2.9	3.1	2.8	3.3	3.2	2.9	3.3
G57.0	2.7	2.6	2.3	2.5	2.6	2.5	3.1	2.8	2.8	3.0
G58.0	2.7	2.4	2.0	2.2	2.3	2.3	3.0	2.7	2.5	2.7
G59.0	2.4	2.1	2.0	2.1	2.1	2.1	2.6	2.4	2.4	2.4
G60.0	2.1	1.9	1.8	1.8	1.8	1.9	2.4	2.2	2.0	2.3
G61.0	2.0	1.9	1.6	1.8	1.9	1.7	2.2	2.2	2.0	2.1
G62.0	1.9	1.5	1.6	1.7	1.6	1.6	2.0	2.2	1.7	1.7
G63.0	1.7	1.5	1.5	1.6	1.5	1.5	1.8	2.1	1.5	1.6
G64.0	1.6	1.3	1.5	1.5	1.4	1.4	1.6	1.9	1.4	1.5
G65.0	1.5	1.3	1.5	1.4	1.4	1.4	1.6	1.8	1.3	1.3
G66.0	1.3	1.0	1.2	0.0	1.2	1.2	1.4	1.6	1.3	1.1
G67.0	1.2	0.0	1.0	0.0	0.0	1.0	1.3	1.5	1.2	1.1
G68.0	1.1	0.0	1.0	0.0	0.0	0.0	1.1	1.1	1.0	1.0
G69.0	0.0	0.0	0.0	0.0	0.0	0.0	1.1	1.0	0.0	1.0
G70.0	0.0	0.0	0.0	0.0	0.0	0.0	1.1	0.0	0.0	0.0
G71.0	0.0	0.0	0.0	0.0	0.0	0.0	1.0	1.0	0.0	0.0
G72.0	0.0	0.0	0.0	0.0	0.0	0.0	0.0	0.0	0.0	0.0
G73.0	0.0	0.0	0.0	0.0	0.0	0.0	0.0	0.0	0.0	0.0

C Plane (°):0.0-360.0: 30.0

Test Lab:

Test Type: TYPE C

Temperature:

Operator:

Gamma Plane (°):0.0-180.0:1.0

Test Device: GPM-1800B

Distance: 11.573 m [K=1.0000]

Humidity:

Inspector:

## Candlepower Table (Continue 2)

Unit: cd

G\C	C0.0	C30.0	C60.0	C90.0	C120.0	C150.0	C180.0	C210.0	C240.0	C270.0
G74.0	0.0	0.0	0.0	0.0	0.0	0.0	0.0	0.0	0.0	0.0
G75.0	0.0	0.0	0.0	0.0	0.0	0.0	0.0	0.0	0.0	0.0
G76.0	0.0	0.0	0.0	0.0	0.0	0.0	0.0	0.0	0.0	0.0
G77.0	0.0	0.0	0.0	0.0	0.0	0.0	0.0	0.0	0.0	0.0
G78.0	0.0	0.0	0.0	0.0	0.0	0.0	0.0	0.0	0.0	0.0
G79.0	0.0	0.0	0.0	0.0	0.0	0.0	0.0	0.0	0.0	0.0
G80.0	0.0	0.0	0.0	0.0	0.0	0.0	0.0	0.0	0.0	0.0
G81.0	0.0	0.0	0.0	0.0	0.0	0.0	0.0	0.0	0.0	0.0
G82.0	0.0	0.0	0.0	0.0	0.0	0.0	0.0	0.0	0.0	0.0
G83.0	0.0	0.0	0.0	0.0	0.0	0.0	0.0	0.0	0.0	0.0
G84.0	0.0	0.0	0.0	0.0	0.0	0.0	0.0	0.0	0.0	0.0
G85.0	0.0	0.0	0.0	0.0	0.0	0.0	0.0	0.0	0.0	0.0
G86.0	0.0	0.0	0.0	0.0	0.0	0.0	0.0	0.0	0.0	0.0
G87.0	0.0	0.0	0.0	0.0	0.0	0.0	0.0	0.0	0.0	0.0
G88.0	0.0	0.0	0.0	0.0	0.0	0.0	0.0	0.0	0.0	0.0
G89.0	0.0	0.0	0.0	0.0	0.0	0.0	0.0	0.0	0.0	0.0
G90.0	0.0	0.0	0.0	0.0	0.0	0.0	0.0	0.0	0.0	0.0
G91.0	0.0	0.0	0.0	0.0	0.0	0.0	0.0	0.0	0.0	0.0
G92.0	0.0	0.0	0.0	0.0	0.0	0.0	0.0	0.0	0.0	0.0
G93.0	0.0	0.0	0.0	0.0	0.0	0.0	0.0	0.0	0.0	0.0
G94.0	0.0	0.0	0.0	0.0	0.0	0.0	0.0	0.0	0.0	0.0
G95.0	0.0	0.0	0.0	0.0	0.0	0.0	0.0	0.0	0.0	0.0
G96.0	0.0	0.0	0.0	0.0	0.0	0.0	0.0	0.0	0.0	0.0
G97.0	0.0	0.0	0.0	0.0	0.0	0.0	0.0	0.0	0.0	0.0
G98.0	0.0	0.0	0.0	0.0	0.0	0.0	0.0	0.0	0.0	0.0
G99.0	0.0	0.0	0.0	0.0	0.0	0.0	0.0	0.0	0.0	0.0
G100.0	0.0	0.0	0.0	0.0	0.0	0.0	0.0	0.0	0.0	0.0
G101.0	0.0	0.0	0.0	0.0	0.0	0.0	0.0	0.0	0.0	0.0
G102.0	0.0	0.0	0.0	0.0	0.0	0.0	0.0	0.0	0.0	0.0
G103.0	0.0	0.0	0.0	0.0	0.0	0.0	0.0	0.0	0.0	0.0
G104.0	0.0	0.0	0.0	0.0	0.0	0.0	0.0	0.0	0.0	0.0
G105.0	0.0	0.0	0.0	0.0	0.0	0.0	0.0	0.0	0.0	0.0
G106.0	0.0	0.0	0.0	0.0	0.0	0.0	0.0	0.0	0.0	0.0
G107.0	0.0	0.0	0.0	0.0	0.0	0.0	0.0	0.0	0.0	0.0
G108.0	0.0	0.0	0.0	0.0	0.0	0.0	0.0	0.0	0.0	0.0
G109.0	0.0	0.0	0.0	0.0	0.0	0.0	0.0	0.0	0.0	0.0
G110.0	0.0	0.0	0.0	0.0	0.0	0.0	0.0	0.0	0.0	0.0

C Plane (°):0.0-360.0: 30.0

Test Lab:

Test Type: TYPE C

Temperature:

Operator:

Gamma Plane (°):0.0-180.0:1.0

Test Device: GPM-1800B

Distance: 11.573 m [K=1.0000]

Humidity:

Inspector:

## Candlepower Table (Continue 3)

Unit: cd

G/C	C0.0	C30.0	C60.0	C90.0	C120.0	C150.0	C180.0	C210.0	C240.0	C270.0
G111.0	0.0	0.0	0.0	0.0	0.0	0.0	0.0	0.0	0.0	0.0
G112.0	0.0	0.0	0.0	0.0	0.0	0.0	0.0	0.0	0.0	0.0
G113.0	0.0	0.0	0.0	0.0	0.0	0.0	0.0	0.0	0.0	0.0
G114.0	0.0	0.0	0.0	0.0	0.0	0.0	0.0	0.0	0.0	0.0
G115.0	0.0	0.0	0.0	0.0	0.0	0.0	0.0	0.0	0.0	0.0
G116.0	0.0	0.0	0.0	0.0	0.0	0.0	0.0	0.0	0.0	0.0
G117.0	0.0	0.0	0.0	0.0	0.0	0.0	0.0	0.0	0.0	0.0
G118.0	0.0	0.0	0.0	0.0	0.0	0.0	0.0	0.0	0.0	0.0
G119.0	0.0	0.0	0.0	0.0	0.0	0.0	0.0	0.0	0.0	0.0
G120.0	0.0	0.0	0.0	0.0	0.0	0.0	0.0	0.0	0.0	0.0
G121.0	0.0	0.0	0.0	0.0	0.0	0.0	0.0	0.0	0.0	0.0
G122.0	0.0	0.0	0.0	0.0	0.0	0.0	0.0	0.0	0.0	0.0
G123.0	0.0	0.0	0.0	0.0	0.0	0.0	0.0	0.0	0.0	0.0
G124.0	0.0	0.0	0.0	0.0	0.0	0.0	0.0	0.0	0.0	0.0
G125.0	0.0	0.0	0.0	0.0	0.0	0.0	0.0	0.0	0.0	0.0
G126.0	0.0	0.0	0.0	0.0	0.0	0.0	0.0	0.0	0.0	0.0
G127.0	0.0	0.0	0.0	0.0	0.0	0.0	0.0	0.0	0.0	0.0
G128.0	0.0	0.0	0.0	0.0	0.0	0.0	0.0	0.0	0.0	0.0
G129.0	0.0	0.0	0.0	0.0	0.0	0.0	0.0	0.0	0.0	0.0
G130.0	0.0	0.0	0.0	0.0	0.0	0.0	0.0	0.0	0.0	0.0
G131.0	0.0	0.0	0.0	0.0	0.0	0.0	0.0	0.0	0.0	0.0
G132.0	0.0	0.0	0.0	0.0	0.0	0.0	0.0	0.0	0.0	0.0
G133.0	0.0	0.0	0.0	0.0	0.0	0.0	0.0	0.0	0.0	0.0
G134.0	0.0	0.0	0.0	0.0	0.0	0.0	0.0	0.0	0.0	0.0
G135.0	0.0	0.0	0.0	1.1	0.0	0.0	0.0	0.0	0.0	0.0
G136.0	0.0	0.0	0.0	1.0	0.0	1.1	0.0	0.0	0.0	0.0
G137.0	1.2	0.0	0.0	0.0	1.0	1.1	0.0	0.0	0.0	0.0
G138.0	1.2	0.0	1.0	1.1	1.2	1.4	0.0	1.0	0.0	0.0
G139.0	1.4	1.0	1.0	1.3	1.3	1.3	1.1	0.0	1.0	0.0
G140.0	1.5	1.2	1.1	1.2	1.5	1.6	1.1	1.1	1.0	0.0
G141.0	1.6	1.3	1.2	1.3	1.5	1.5	1.1	1.1	1.2	1.1
G142.0	1.9	1.4	1.4	1.5	1.5	1.7	1.2	1.1	1.3	1.2
G143.0	1.8	1.4	1.5	1.6	1.8	1.8	1.3	1.4	1.5	1.2
G144.0	2.0	1.6	1.5	1.7	1.9	2.0	1.2	1.4	1.5	1.4
G145.0	2.1	1.6	1.6	1.7	2.0	2.0	1.3	1.5	1.5	1.4
G146.0	2.3	1.8	1.7	1.9	2.2	2.3	1.5	1.6	1.6	1.5
G147.0	2.4	1.7	1.8	2.1	2.4	2.6	1.6	1.7	1.8	1.6

C Plane (°):0.0-360.0: 30.0

Test Lab:

Test Type: TYPE C

Temperature:

Operator:

Gamma Plane (°):0.0-180.0:1.0

Test Device: GPM-1800B

Distance: 11.573 m [K=1.0000]

Humidity:

Inspector:

## Candlepower Table (Continue 4)

Unit: cd

G/C	C0.0	C30.0	C60.0	C90.0	C120.0	C150.0	C180.0	C210.0	C240.0	C270.0
G148.0	2.6	2.0	2.1	2.1	2.5	2.7	1.7	2.0	1.9	1.8
G149.0	2.6	2.1	2.3	2.3	2.6	2.8	2.0	2.1	2.0	2.0
G150.0	2.8	2.3	2.4	2.4	2.6	2.8	2.2	2.4	2.4	1.9
G151.0	2.8	2.5	2.6	2.6	2.8	3.0	2.4	2.4	2.5	2.1
G152.0	3.0	2.6	2.6	2.7	2.8	3.1	2.3	2.6	2.6	2.1
G153.0	3.0	2.7	2.7	2.8	3.0	3.1	2.6	2.6	2.8	2.3
G154.0	3.2	3.0	2.7	2.9	3.1	3.2	2.6	2.8	2.8	2.5
G155.0	3.4	3.0	2.9	3.1	3.1	3.4	3.0	3.0	2.8	2.5
G156.0	3.6	3.1	3.1	3.1	3.3	3.6	3.0	3.1	2.8	2.6
G157.0	3.7	3.2	3.3	3.2	3.4	3.8	3.1	3.2	3.1	2.7
G158.0	3.9	3.3	3.3	3.3	3.6	3.7	3.3	3.4	3.0	2.8
G159.0	3.6	3.4	3.4	3.4	3.7	3.8	3.4	3.3	3.3	3.0
G160.0	3.7	3.5	3.4	3.4	3.7	3.9	3.5	3.5	3.5	3.0
G161.0	3.8	3.5	3.5	3.4	3.7	4.0	3.7	3.6	3.6	3.0
G162.0	3.9	3.6	3.6	3.6	3.8	4.0	3.6	3.7	3.7	3.1
G163.0	3.9	3.6	3.6	3.6	4.0	3.9	3.6	3.8	3.8	3.1
G164.0	4.0	3.5	3.7	3.8	3.9	3.9	3.8	3.7	3.7	3.2
G165.0	4.1	3.8	3.8	3.7	4.1	4.0	3.8	3.8	3.7	3.3
G166.0	4.2	3.7	3.8	3.7	4.1	4.0	4.1	3.6	3.7	3.6
G167.0	4.2	3.6	3.7	3.8	4.0	4.2	3.8	3.7	3.7	3.5
G168.0	4.1	3.7	3.7	3.9	4.1	4.1	3.9	3.7	3.8	3.6
G169.0	3.9	3.6	3.7	3.7	4.1	4.2	3.9	3.8	3.9	3.5
G170.0	3.7	3.6	3.6	3.7	4.1	4.3	4.0	3.8	3.7	3.5
G171.0	3.8	3.6	3.7	3.7	4.1	4.2	4.0	3.8	3.7	3.5
G172.0	3.9	3.7	3.7	3.9	4.0	4.0	4.0	3.8	3.6	3.4
G173.0	3.8	3.6	3.8	3.8	3.9	4.2	4.1	3.7	3.6	3.5
G174.0	3.9	3.6	3.7	3.7	4.0	4.0	4.0	3.6	3.6	3.8
G175.0	3.8	3.6	3.7	4.1	4.2	4.0	4.0	3.7	3.8	3.7
G176.0	3.7	3.7	3.7	3.9	4.2	3.9	4.1	3.7	3.5	3.8
G177.0	3.8	3.6	3.5	3.8	4.2	4.0	4.1	3.8	3.6	3.7
G178.0	3.8	3.7	3.6	4.1	4.1	3.8	3.9	3.6	3.5	3.8
G179.0	3.8	3.7	3.6	3.9	4.1	3.9	3.9	3.6	3.4	3.9
G180.0	3.7	3.7	3.5	4.2	4.2	3.9	4.2	3.5	3.4	3.8

C Plane (°):0.0-360.0: 30.0

Test Lab:

Test Type: TYPE C

Temperature:

Operator:

Gamma Plane (°):0.0-180.0:1.0

Test Device: GPM-1800B

Distance: 11.573 m [K=1.0000]

Humidity:

Inspector:

## Candlepower Table (Continue 5)

Unit: cd

G\C	C300.0	C330.0	C360.0							
G0.0	1593.5	1586.9	1584.9							
G1.0	1575.6	1577.6	1566.8							
G2.0	1557.0	1562.6	1526.2							
G3.0	1537.9	1537.5	1471.5							
G4.0	1504.0	1491.1	1401.2							
G5.0	1442.6	1425.7	1321.1							
G6.0	1375.2	1356.3	1222.1							
G7.0	1303.8	1280.8	1120.4							
G8.0	1218.7	1189.5	1017.0							
G9.0	1112.1	1080.5	920.2							
G10.0	983.0	954.0	821.7							
G11.0	866.2	848.5	738.9							
G12.0	760.5	756.8	665.1							
G13.0	675.0	674.3	593.1							
G14.0	589.4	590.9	516.6							
G15.0	515.9	519.8	453.6							
G16.0	450.5	456.6	396.8							
G17.0	393.3	400.6	347.2							
G18.0	341.1	343.4	303.7							
G19.0	286.8	295.8	260.9							
G20.0	239.2	249.8	227.2							
G21.0	196.0	208.8	197.3							
G22.0	158.8	172.4	170.9							
G23.0	123.8	138.5	144.9							
G24.0	98.6	113.2	125.0							
G25.0	79.1	92.6	107.1							
G26.0	64.6	76.0	91.6							
G27.0	53.6	61.9	77.2							
G28.0	44.8	51.9	66.0							
G29.0	38.5	43.7	56.9							
G30.0	33.7	37.7	48.8							
G31.0	30.0	32.6	41.1							
G32.0	27.3	28.0	35.1							
G33.0	24.4	24.4	30.2							
G34.0	22.4	21.8	26.1							
G35.0	20.6	19.9	22.4							
G36.0	19.0	18.0	19.2							

C Plane (°):0.0-360.0: 30.0

Test Lab:

Test Type: TYPE C

Temperature:

Operator:

Gamma Plane (°):0.0-180.0:1.0

Test Device: GPM-1800B

Distance: 11.573 m [K=1.0000]

Humidity:

Inspector:

**Candlepower Table (Continue 6)**

Unit: cd

G\C	C300.0	C330.0	C360.0							
G37.0	17.3	16.3	16.7							
G38.0	15.6	14.9	14.8							
G39.0	14.0	13.4	13.1							
G40.0	12.9	12.1	11.8							
G41.0	11.9	10.8	10.7							
G42.0	10.9	10.1	9.9							
G43.0	10.3	9.4	9.1							
G44.0	9.5	8.6	8.2							
G45.0	8.7	7.8	7.5							
G46.0	8.0	7.2	6.6							
G47.0	7.5	6.6	6.0							
G48.0	7.0	6.3	5.4							
G49.0	6.4	5.9	5.1							
G50.0	6.0	5.4	4.7							
G51.0	5.7	5.2	4.4							
G52.0	5.3	4.7	3.9							
G53.0	4.7	4.4	3.8							
G54.0	4.3	4.0	3.4							
G55.0	3.9	3.6	3.2							
G56.0	3.5	3.4	3.0							
G57.0	3.2	3.1	2.7							
G58.0	3.0	2.8	2.7							
G59.0	2.7	2.6	2.4							
G60.0	2.5	2.4	2.1							
G61.0	2.1	2.4	2.0							
G62.0	1.9	2.0	1.9							
G63.0	1.9	1.8	1.7							
G64.0	1.8	1.7	1.6							
G65.0	1.6	1.6	1.5							
G66.0	1.5	1.5	1.3							
G67.0	1.4	1.5	1.2							
G68.0	1.3	1.2	1.1							
G69.0	1.2	1.1	0.0							
G70.0	1.2	0.0	0.0							
G71.0	1.2	0.0	0.0							
G72.0	0.0	1.0	0.0							
G73.0	0.0	0.0	0.0							

C Plane (°):0.0-360.0: 30.0  
 Test Lab:  
 Test Type: TYPE C  
 Temperature:  
 Operator:

Gamma Plane (°):0.0-180.0:1.0  
 Test Device: GPM-1800B  
 Distance: 11.573 m [K=1.0000]  
 Humidity:  
 Inspector:

### Candlepower Table (Continue 7)

Unit: cd

G\C	C300.0	C330.0	C360.0							
G74.0	0.0	0.0	0.0							
G75.0	0.0	0.0	0.0							
G76.0	0.0	0.0	0.0							
G77.0	0.0	0.0	0.0							
G78.0	0.0	0.0	0.0							
G79.0	0.0	0.0	0.0							
G80.0	0.0	0.0	0.0							
G81.0	0.0	0.0	0.0							
G82.0	0.0	0.0	0.0							
G83.0	0.0	0.0	0.0							
G84.0	0.0	0.0	0.0							
G85.0	0.0	0.0	0.0							
G86.0	0.0	0.0	0.0							
G87.0	0.0	0.0	0.0							
G88.0	0.0	0.0	0.0							
G89.0	0.0	0.0	0.0							
G90.0	0.0	0.0	0.0							
G91.0	0.0	0.0	0.0							
G92.0	0.0	0.0	0.0							
G93.0	0.0	0.0	0.0							
G94.0	0.0	0.0	0.0							
G95.0	0.0	0.0	0.0							
G96.0	0.0	0.0	0.0							
G97.0	0.0	0.0	0.0							
G98.0	0.0	0.0	0.0							
G99.0	0.0	0.0	0.0							
G100.0	0.0	0.0	0.0							
G101.0	0.0	0.0	0.0							
G102.0	0.0	0.0	0.0							
G103.0	0.0	0.0	0.0							
G104.0	0.0	0.0	0.0							
G105.0	0.0	0.0	0.0							
G106.0	0.0	0.0	0.0							
G107.0	0.0	0.0	0.0							
G108.0	0.0	0.0	0.0							
G109.0	0.0	0.0	0.0							
G110.0	0.0	0.0	0.0							

C Plane (°):0.0-360.0: 30.0  
 Test Lab:  
 Test Type: TYPE C  
 Temperature:  
 Operator:

Gamma Plane (°):0.0-180.0:1.0  
 Test Device: GPM-1800B  
 Distance: 11.573 m [K=1.0000]  
 Humidity:  
 Inspector:



**Candlepower Table (Continue 8)**

Unit: cd

G\C	C300.0	C330.0	C360.0							
G111.0	0.0	0.0	0.0							
G112.0	0.0	0.0	0.0							
G113.0	0.0	0.0	0.0							
G114.0	0.0	0.0	0.0							
G115.0	0.0	0.0	0.0							
G116.0	0.0	0.0	0.0							
G117.0	0.0	0.0	0.0							
G118.0	0.0	0.0	0.0							
G119.0	0.0	0.0	0.0							
G120.0	0.0	0.0	0.0							
G121.0	0.0	0.0	0.0							
G122.0	0.0	0.0	0.0							
G123.0	0.0	0.0	0.0							
G124.0	0.0	0.0	0.0							
G125.0	0.0	0.0	0.0							
G126.0	0.0	0.0	0.0							
G127.0	0.0	0.0	0.0							
G128.0	0.0	0.0	0.0							
G129.0	0.0	0.0	0.0							
G130.0	0.0	0.0	0.0							
G131.0	0.0	0.0	0.0							
G132.0	0.0	0.0	0.0							
G133.0	0.0	0.0	0.0							
G134.0	0.0	0.0	0.0							
G135.0	0.0	0.0	0.0							
G136.0	0.0	1.0	0.0							
G137.0	0.0	1.2	1.2							
G138.0	1.0	1.1	1.2							
G139.0	1.1	1.3	1.4							
G140.0	1.3	1.2	1.5							
G141.0	1.5	1.3	1.6							
G142.0	1.5	1.5	1.9							
G143.0	1.6	1.6	1.8							
G144.0	1.5	1.6	2.0							
G145.0	1.7	1.8	2.1							
G146.0	1.8	1.9	2.3							
G147.0	2.1	2.1	2.4							

C Plane (°):0.0-360.0: 30.0  
 Test Lab:  
 Test Type: TYPE C  
 Temperature:  
 Operator:

Gamma Plane (°):0.0-180.0:1.0  
 Test Device: GPM-1800B  
 Distance: 11.573 m [K=1.0000]  
 Humidity:  
 Inspector:

## Candlepower Table (Continue 9)

Unit: cd

G\C	C300.0	C330.0	C360.0						
G148.0	2.4	2.3	2.6						
G149.0	2.6	2.5	2.6						
G150.0	2.8	2.5	2.8						
G151.0	2.8	2.7	2.8						
G152.0	3.0	2.8	3.0						
G153.0	3.2	3.0	3.0						
G154.0	3.2	3.0	3.2						
G155.0	3.3	3.2	3.4						
G156.0	3.5	3.2	3.6						
G157.0	3.5	3.3	3.7						
G158.0	3.6	3.3	3.9						
G159.0	3.7	3.4	3.6						
G160.0	3.9	3.6	3.7						
G161.0	3.9	3.5	3.8						
G162.0	3.8	3.6	3.9						
G163.0	3.8	3.7	3.9						
G164.0	4.0	3.8	4.0						
G165.0	4.0	3.9	4.1						
G166.0	4.2	3.9	4.2						
G167.0	4.2	4.1	4.2						
G168.0	4.2	4.0	4.1						
G169.0	4.1	4.2	3.9						
G170.0	3.9	4.0	3.7						
G171.0	4.1	4.0	3.8						
G172.0	4.0	3.9	3.9						
G173.0	3.8	3.9	3.8						
G174.0	4.0	4.1	3.9						
G175.0	3.9	4.0	3.8						
G176.0	3.9	4.0	3.7						
G177.0	3.8	4.0	3.8						
G178.0	4.0	4.0	3.8						
G179.0	3.8	3.9	3.8						
G180.0	3.6	3.9	3.7						

C Plane (°):0.0-360.0: 30.0  
 Test Lab:  
 Test Type: TYPE C  
 Temperature:  
 Operator:

Gamma Plane (°):0.0-180.0:1.0  
 Test Device: GPM-1800B  
 Distance: 11.573 m [K=1.0000]  
 Humidity:  
 Inspector: