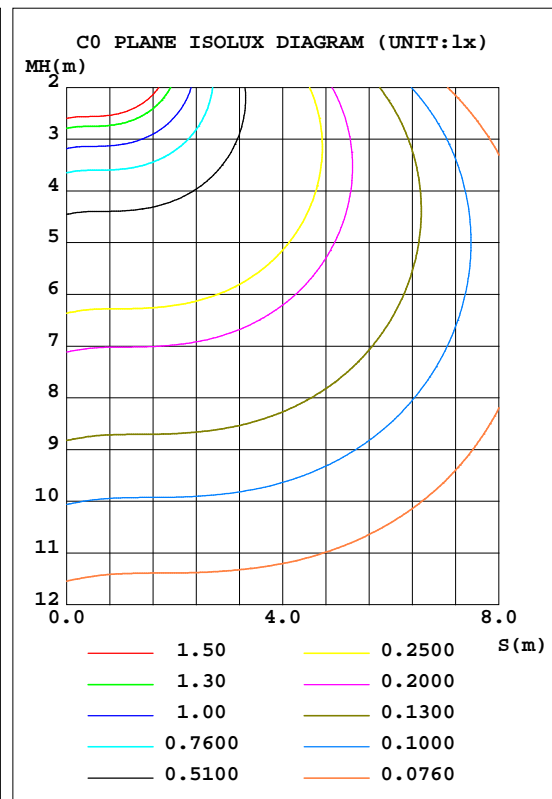
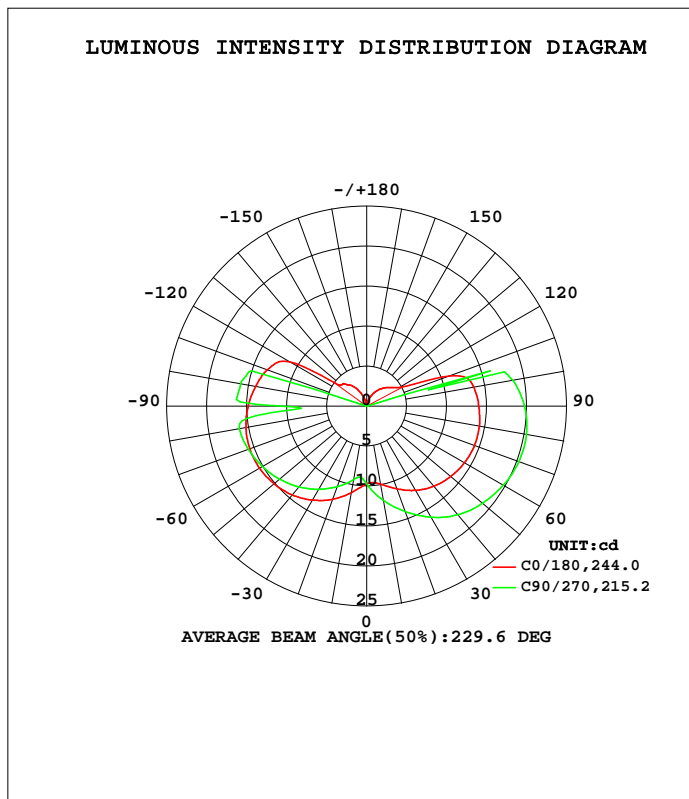


LUMINAIRE PHOTOMETRIC TEST REPORT

Test:U:11.970V I:0.1917A P:1.4925W PF:0.6503 Freq:50.00Hz Lamp Flux:143.925x1 lm		
NAME: 487172-G4-2W-3000K	TYPE:	WEIGHT:
SPEC.:	DIM.:	SERIAL No.:
MFR.:	SUR.:	Shielding Angle:

DATA OF LAMP		PHOTOMETRIC DATA Eff: 96.43 lm/W			
MODEL		I _{max} (cd)	20.56	S/MH(C0/180)	2.11
NOMINAL POWER(W)	--	LOR(%)	100.0	S/MH(C90/270)	2.00
RATED VOLTAGE(V)	--	TOTAL FLUX(lm)	143.93	η UP, DN(C0-180)	15.8, 36.3
NOMINAL FLUX(lm)	143.925	CIE CLASS	SEMI-D.	η UP, DN(C180-360)	17.2, 30.6
LAMPS INSIDE	1	η up(%)	33.0	CIBSE SHR NOM	2.00
TEST VOLTAGE(V)	--	η down(%)	67.0	CIBSE SHR MAX	2.00



C Range: 0 - 360DEG
 C Interval: 22.5DEG
 Test Speed: HIGH
 Temperature: 25.3DEG
 Operators: DAMIN
 Test Date: 2022-05-06

γ Range: 0 - 180DEG
 γ Interval: 1.0DEG
 Test System: EVERFINE GO-3000H_V1 SYSTEM V2.00.411
 Humidity: 65.0%
 Test Distance: 9.000m [K=1.0000]
 Remarks:

ZONAL FLUX DIAGRAM

ZONAL FLUX DIAGRAM:

γ	C0	C45	C90	C135	C180	C225	C270	C315	γ	Φ zone	Φ total	%lum,lamp
10	9.912	11.16	11.95	11.91	10.99	9.787	9.329	9.218	0- 10	0.9662	0.9662	0.67,0.67
20	11.02	12.72	14.03	13.89	12.40	11.06	10.71	10.64	10- 20	3.224	4.190	2.91,2.91
30	12.18	14.09	16.04	15.63	13.58	12.20	12.02	11.96	20- 30	5.924	10.11	7.03,7.03
40	13.09	15.31	17.74	17.29	14.51	13.07	13.21	13.11	30- 40	8.844	18.96	13.2,13.2
50	13.72	16.25	18.91	18.58	15.13	13.68	14.23	14.04	40- 50	11.71	30.66	21.3,21.3
60	14.15	16.60	19.76	19.22	15.50	14.11	15.10	14.78	50- 60	14.25	44.91	31.2,31.2
70	14.36	16.66	20.26	19.48	15.57	14.35	15.77	15.39	60- 70	16.29	61.21	42.5,42.5
80	14.32	16.52	20.29	19.36	15.34	14.42	16.19	15.73	70- 80	17.52	78.73	54.7,54.7
90	14.03	16.04	19.75	18.68	14.82	14.23	10.74	15.71	80- 90	17.65	96.38	67,67
100	13.62	15.23	18.57	17.55	14.13	13.86	16.01	15.38	90-100	17.27	113.7	79,79
110	11.02	14.07	0.0982	15.98	13.25	13.14	0.8793	14.66	100-110	14.70	128.4	89.2,89.2
120	4.705	8.052	0.0683	9.153	11.11	11.95	0.1395	13.43	110-120	8.906	137.3	95.4,95.4
130	3.649	0.0590	0.0562	0.0616	4.172	5.988	0.0929	7.188	120-130	4.610	141.9	98.6,98.6
140	2.863	0.0567	0.0502	0.0585	3.474	0.0707	0.0787	0.1247	130-140	1.449	143.3	99.6,99.6
150	1.993	0.0531	0.0450	0.0487	2.504	0.0678	0.0630	0.1125	140-150	0.3045	143.6	99.8,99.8
160	1.131	0.0457	0.0405	0.0403	1.282	0.0752	0.0555	0.0936	150-160	0.1984	143.8	99.9,99.9
170	0.2873	0.0479	0.0420	0.0434	0.0601	0.0538	0.0495	0.0783	160-170	0.1001	143.9	100,100
180	0.0486	0.0464	0.0465	0.0426	0.0508	0.0464	0.0450	0.0441	170-180	0.0055	143.9	100,100
DEG	LUMINOUS INTENSITY:cd									UNIT:lm		

Conical surface Flux(90deg): 24.469 lm

%lum = 17.0%
%lamp = 17.0%

Conical surface Flux(120deg): 44.91 lm

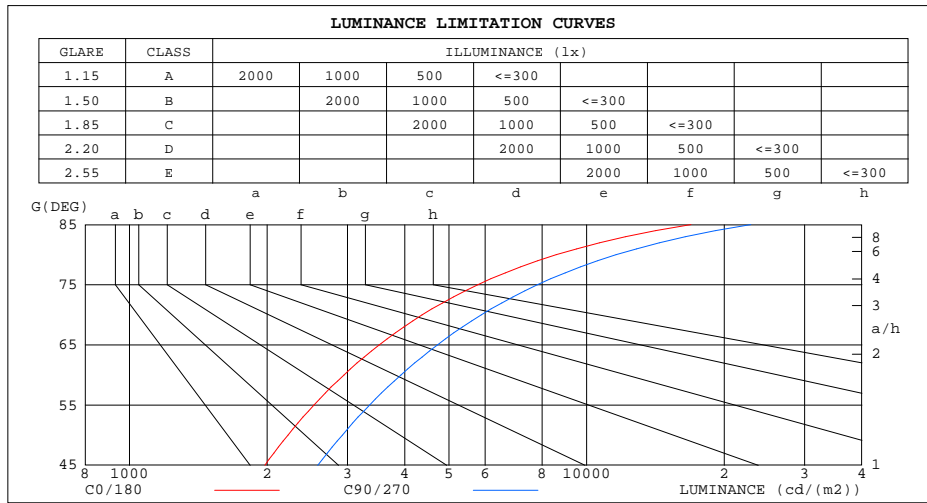
%lum = 31.2%
%lamp = 31.2%

C Range: 0 - 360DEG
C Interval: 22.5DEG
Test Speed: HIGH
Temperature:25.3DEG
Operators:DAMIN
Test Date:2022-05-06

γ Range: 0 - 180DEG
 γ Interval: 1.0DEG
Test System:EVERFINE GO-3000H_V1 SYSTEM V2.00.411
Humidity:65.0%
Test Distance:9.000m [K=1.0000]
Remarks:

LUMINANCE LIMITATION CURVES

Test:U:11.970V I:0.1917A P:1.4925W PF:0.6503 Freq:50.00Hz Lamp Flux:143.925x1 lm		
NAME: 487172-G4-2W-3000K	TYPE:	WEIGHT:
SPEC.:	DIM.:	SERIAL No.:
MFR.:	SUR.:	Shielding Angle:



LUMINANCE cd/(m2)		
G(DEG)	C0/180	C90/270
85	16926	22890
80	8579	11601
75	5777	7804
70	4370	5882
65	3519	4715
60	2945	3924
55	2532	3352
50	2221	2920
45	1977	2584

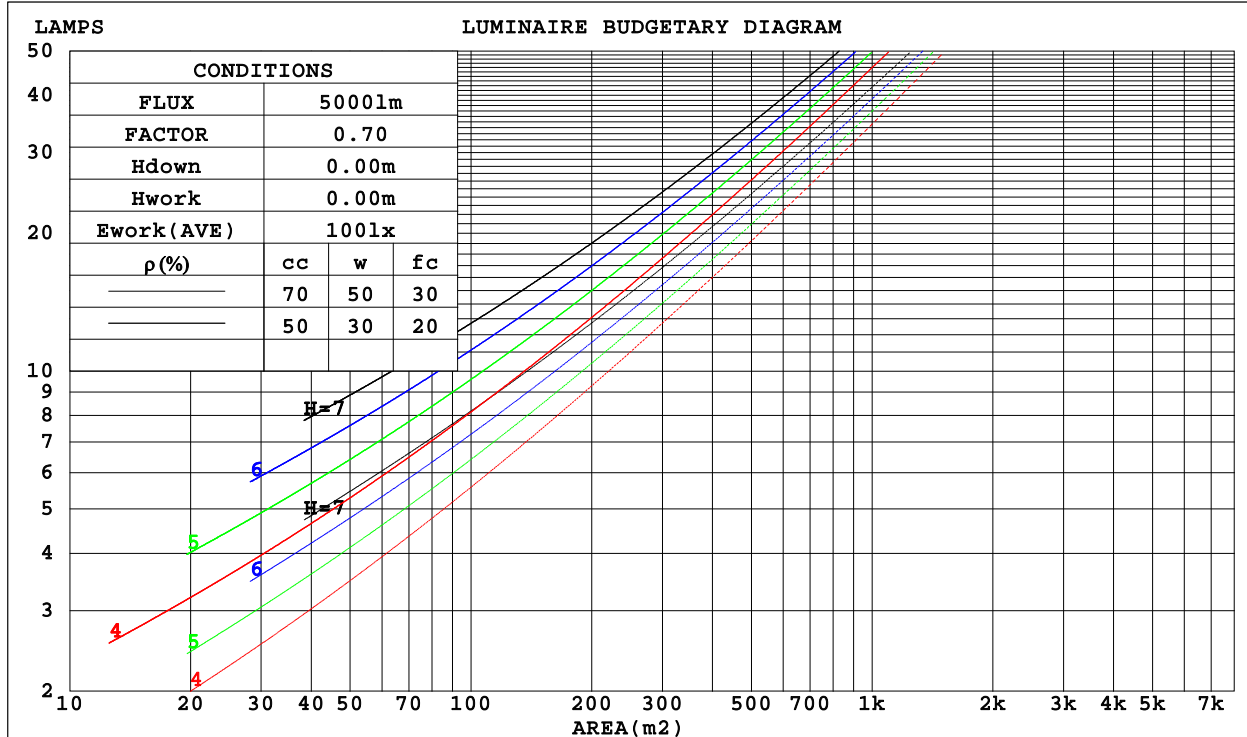
C Range: 0 - 360DEG
 C Interval: 22.5DEG
 Test Speed: HIGH
 Temperature: 25.3DEG
 Operators: DAMIN
 Test Date: 2022-05-06

γ Range: 0 - 180DEG
 γ Interval: 1.0DEG
 Test System: EVERFINE GO-3000H_V1 SYSTEM V2.00.411
 Humidity: 65.0%
 Test Distance: 9.000m [K=1.0000]
 Remarks:

CU AND LUMINAIRE BUDGETARY ESTIMATE DIAGRAM

Test:U:11.970V I:0.1917A P:1.4925W PF:0.6503 Freq:50.00Hz Lamp Flux:143.925x1 lm		
NAME: 487172-G4-2W-3000K	TYPE:	WEIGHT:
SPEC.:	DIM.:	SERIAL No.:
MFR.:	SUR.:	Shielding Angle:

ρ _{cc}	80%			70%			50%			30%			10%			0
ρ _w	50%	30%	10%	50%	30%	10%	50%	30%	10%	50%	30%	10%	50%	30%	10%	0
ρ _{fc}	20%			20%			20%			20%			20%			0
RCR	RCR:Room Cavity Ratio						Coefficients of Utilization(CU)									
0.0	1.11	1.11	1.11	1.05	1.05	1.05	.93	.93	.93	.82	.82	.82	.72	.72	.72	.67
1.0	.88	.82	.76	.83	.77	.72	.72	.68	.64	.63	.59	.56	.54	.51	.48	.44
2.0	.74	.65	.58	.69	.61	.54	.60	.53	.48	.51	.46	.42	.44	.40	.36	.32
3.0	.63	.53	.45	.59	.50	.43	.51	.44	.38	.44	.38	.33	.37	.32	.28	.24
4.0	.55	.44	.37	.51	.42	.35	.44	.37	.31	.38	.32	.27	.32	.27	.23	.19
5.0	.48	.38	.30	.45	.36	.29	.39	.31	.25	.33	.27	.22	.28	.23	.19	.16
6.0	.42	.33	.26	.40	.31	.24	.35	.27	.21	.30	.23	.19	.25	.20	.16	.13
7.0	.38	.29	.22	.36	.27	.21	.31	.24	.18	.27	.21	.16	.23	.18	.14	.11
8.0	.34	.25	.19	.32	.24	.18	.28	.21	.16	.24	.18	.14	.21	.16	.12	.09
9.0	.31	.23	.17	.29	.21	.16	.26	.19	.14	.22	.16	.12	.19	.14	.10	.08
10.0	.28	.20	.15	.27	.19	.14	.23	.17	.12	.20	.15	.11	.18	.13	.09	.07



C Range: 0 - 360DEG
 C Interval: 22.5DEG
 Test Speed: HIGH
 Temperature:25.3DEG
 Operators:DAMIN
 Test Date:2022-05-06

γ Range: 0 - 180DEG
 γ Interval: 1.0DEG
 Test System:EVERFINE GO-3000H_V1 SYSTEM V2.00.411
 Humidity:65.0%
 Test Distance:9.000m [K=1.0000]
 Remarks:

WEC AND CCEC

Test:U:11.970V I:0.1917A P:1.4925W PF:0.6503 Freq:50.00Hz Lamp Flux:143.925x1 lm		
NAME: 487172-G4-2W-3000K	TYPE:	WEIGHT:
SPEC.:	DIM.:	SERIAL No.:
MFR.:	SUR.:	Shielding Angle:

pcc	80%			70%			50%			30%			10%			0
pw	50%	30%	10%	50%	30%	10%	50%	30%	10%	50%	30%	10%	50%	30%	10%	0
pfc	20%			20%			20%			20%			20%			0
RCR	RCR:Room Cavity Ratio						Wall Exitance Coefficients(WEC)									
0.0																
1.0	.456	.259	.082	.439	.250	.079	.406	.233	.074	.376	.217	.070	.348	.202	.065	
2.0	.375	.206	.063	.359	.198	.061	.329	.183	.057	.302	.169	.053	.277	.156	.049	
3.0	.324	.172	.052	.309	.166	.050	.282	.153	.046	.257	.141	.043	.234	.129	.040	
4.0	.286	.149	.044	.273	.143	.042	.248	.132	.039	.225	.121	.036	.204	.111	.034	
5.0	.256	.131	.038	.244	.125	.037	.222	.115	.034	.201	.106	.031	.181	.097	.029	
6.0	.233	.117	.033	.222	.112	.032	.201	.103	.030	.181	.094	.028	.163	.086	.025	
7.0	.213	.105	.030	.203	.101	.029	.183	.093	.027	.165	.085	.025	.149	.077	.023	
8.0	.196	.096	.027	.187	.092	.026	.169	.084	.024	.152	.077	.022	.137	.070	.020	
9.0	.182	.088	.025	.173	.084	.024	.157	.077	.022	.141	.071	.020	.127	.064	.019	
10.0	.169	.081	.023	.161	.078	.022	.146	.072	.020	.132	.065	.019	.118	.059	.017	

pcc	80%			70%			50%			30%			10%			0
pw	50%	30%	10%	50%	30%	10%	50%	30%	10%	50%	30%	10%	50%	30%	10%	0
pfc	20%			20%			20%			20%			20%			0
RCR	RCR:Room Cavity Ratio						Ceiling Cavity Exitance Coefficients(CCEC)									
0.0	.442	.442	.442	.378	.378	.378	.258	.258	.258	.148	.148	.148	.047	.047	.047	
1.0	.444	.409	.377	.380	.351	.324	.260	.241	.224	.150	.140	.130	.048	.045	.042	
2.0	.439	.387	.343	.376	.333	.297	.258	.230	.207	.149	.134	.121	.048	.043	.040	
3.0	.432	.372	.324	.370	.320	.280	.254	.223	.197	.147	.130	.116	.047	.042	.038	
4.0	.424	.360	.311	.364	.311	.270	.250	.217	.190	.145	.127	.112	.047	.041	.037	
5.0	.416	.351	.302	.357	.303	.263	.246	.212	.186	.143	.124	.110	.046	.041	.036	
6.0	.408	.343	.296	.351	.297	.258	.242	.208	.182	.140	.122	.108	.045	.040	.036	
7.0	.401	.337	.292	.345	.292	.254	.238	.205	.180	.138	.121	.107	.045	.039	.035	
8.0	.394	.331	.288	.339	.287	.251	.235	.202	.178	.137	.119	.106	.044	.039	.035	
9.0	.388	.327	.286	.334	.284	.249	.231	.199	.177	.135	.118	.105	.044	.039	.035	
10.0	.381	.323	.283	.329	.280	.247	.228	.197	.176	.133	.117	.105	.043	.038	.035	

C Range: 0 - 360DEG
 C Interval: 22.5DEG
 Test Speed: HIGH
 Temperature:25.3DEG
 Operators:DAMIN
 Test Date:2022-05-06

γ Range: 0 - 180DEG
 γ Interval: 1.0DEG
 Test System:EVERFINE GO-3000H_V1 SYSTEM V2.00.411
 Humidity:65.0%
 Test Distance:9.000m [K=1.0000]
 Remarks:

UGR(Unified Glare Rating) Table

Test:U:11.970V I:0.1917A P:1.4925W PF:0.6503 Freq:50.00Hz Lamp Flux:143.925x1 lm										
NAME: 487172-G4-2W-3000K					TYPE:			WEIGHT:		
SPEC.:					DIM.:			SERIAL No.:		
MFR.:					SUR.:			Shielding Angle:		
ceiling/cavity	0.7	0.7	0.5	0.5	0.3	0.7	0.7	0.5	0.5	0.3
walls	0.5	0.3	0.5	0.3	0.3	0.5	0.3	0.5	0.3	0.3
working plane	0.2	0.2	0.2	0.2	0.2	0.2	0.2	0.2	0.2	0.2
Room dimensions	Viewed crosswise					Viewed endwise				
x = 2H y = 2H	14.2	15.5	14.9	16.3	17.1	15.6	16.9	16.2	17.6	18.5
3H	17.5	18.7	18.2	19.4	20.3	19.0	20.2	19.7	20.9	21.8
4H	19.3	20.4	20.0	21.2	22.1	20.9	22.0	21.6	22.8	23.7
6H	21.2	22.3	22.0	23.1	24.0	23.0	24.1	23.7	24.8	25.8
8H	22.3	23.4	23.1	24.1	25.1	24.1	25.2	24.9	26.0	26.9
12H	23.6	24.6	24.3	25.4	26.4	25.5	26.5	26.2	27.3	28.3
4H 2H	15.5	16.6	16.2	17.4	18.3	16.4	17.5	17.1	18.3	19.2
3H	18.8	19.8	19.6	20.6	21.6	19.9	20.9	20.7	21.7	22.7
4H	20.7	21.6	21.5	22.4	23.4	22.0	22.9	22.8	23.7	24.7
6H	22.7	23.6	23.5	24.4	25.4	24.3	25.1	25.1	26.0	27.0
8H	23.9	24.7	24.7	25.5	26.6	25.6	26.3	26.4	27.2	28.2
12H	25.2	26.0	26.1	26.8	27.9	27.0	27.7	27.8	28.6	29.7
8H 4H	21.5	22.3	22.4	23.2	24.2	22.6	23.3	23.4	24.2	25.2
6H	23.8	24.5	24.7	25.4	26.5	25.1	25.8	26.0	26.7	27.7
8H	25.2	25.8	26.0	26.6	27.7	26.6	27.2	27.5	28.1	29.2
12H	26.7	27.2	27.6	28.1	29.2	28.3	28.8	29.2	29.7	30.8
12H 4H	21.8	22.5	22.6	23.4	24.5	22.7	23.4	23.5	24.3	25.3
6H	24.2	24.8	25.1	25.7	26.8	25.4	26.0	26.2	26.9	27.9
8H	25.7	26.2	26.5	27.1	28.2	26.9	27.5	27.8	28.4	29.5
Variations with the observer position at spacings:										
S = 1.0H	+ 0.1 / - 0.1					+ 0.1 / - 0.1				
1.5H	+ 0.2 / - 0.3					+ 0.2 / - 0.3				
2.0H	+ 0.3 / - 0.4					+ 0.3 / - 0.4				

CIE Pub.117, 143.9 lm Total Lamp Luminous Flux Corrected (8log(F/F0) = -6.7)
Area: 0.01 m2

C Range: 0 - 360DEG
C Interval: 22.5DEG
Test Speed: HIGH
Temperature:25.3DEG
Operators:DAMIN
Test Date:2022-05-06

γ Range: 0 - 180DEG
γ Interval: 1.0DEG
Test System:EVERFINE GO-3000H_V1 SYSTEM V2.00.411
Humidity:65.0%
Test Distance:9.000m [K=1.0000]
Remarks:

UTILIZATION FACTORS TABLE

Test:U:11.970V I:0.1917A P:1.4925W PF:0.6503 Freq:50.00Hz Lamp Flux:143.925x1 lm		
NAME: 487172-G4-2W-3000K	TYPE:	WEIGHT:
SPEC.:	DIM.:	SERIAL No.:
MFR.:	SUR.:	Shielding Angle:

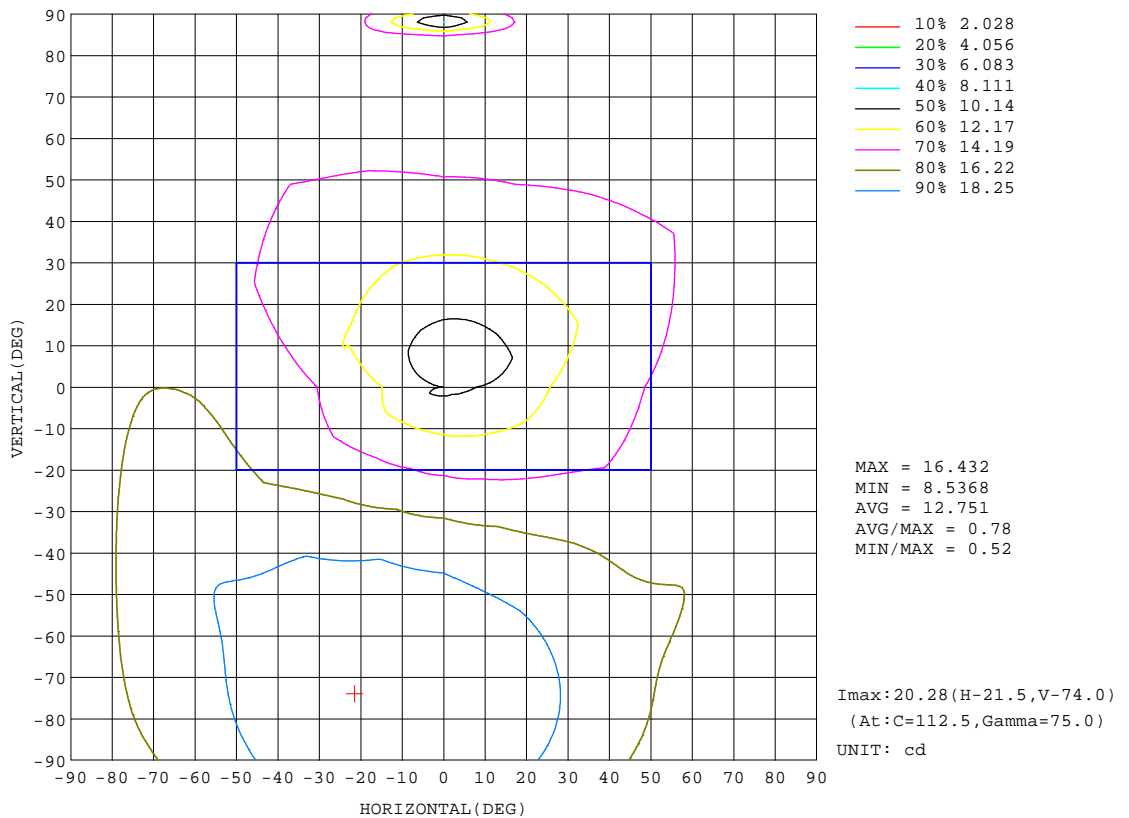
REFLECTANCE										
Ceiling	0.8	0.8	0.8	0.7	0.7	0.7	0.5	0.5	0.5	0
Walls	0.7	0.5	0.3	0.7	0.5	0.3	0.7	0.5	0.3	0
Working plane	0.2	0.2	0.2	0.2	0.2	0.2	0.2	0.2	0.2	0
ROOM INDEX	UTILIZATION FACTORS(PERCENT) $k(RI) \times RCR = 5$									
k = 0.60	38	25	17	37	24	17	34	23	16	9
0.80	46	32	23	45	31	23	41	29	22	13
1.00	54	39	29	51	37	28	47	37	27	17
1.25	61	46	36	58	44	34	52	41	32	21
1.50	66	51	41	62	49	40	56	45	37	24
2.00	74	60	50	70	57	48	62	52	44	30
2.50	79	66	56	74	63	54	66	57	49	33
3.00	83	71	62	78	68	59	70	61	54	37
4.00	88	78	70	83	74	66	74	67	60	41
5.00	92	83	75	87	79	72	77	70	65	45
ROOM INDEX	UF(total)									Direct
According to DIN EN 13032-2 2004			Suspended				SHRNOM = 1.25			

C Range: 0 - 360DEG
 C Interval: 22.5DEG
 Test Speed: HIGH
 Temperature:25.3DEG
 Operators:DAMIN
 Test Date:2022-05-06

γ Range: 0 - 180DEG
 γ Interval: 1.0DEG
 Test System:EVERFINE GO-3000H_V1 SYSTEM V2.00.411
 Humidity:65.0%
 Test Distance:9.000m [K=1.0000]
 Remarks:

ISOCANDELA DIAGRAM

Test:U:11.970V I:0.1917A P:1.4925W PF:0.6503 Freq:50.00Hz Lamp Flux:143.925x1 lm		
NAME: 487172-G4-2W-3000K	TYPE:	WEIGHT:
SPEC.:	DIM.:	SERIAL No.:
MFR.:	SUR.:	Shielding Angle:



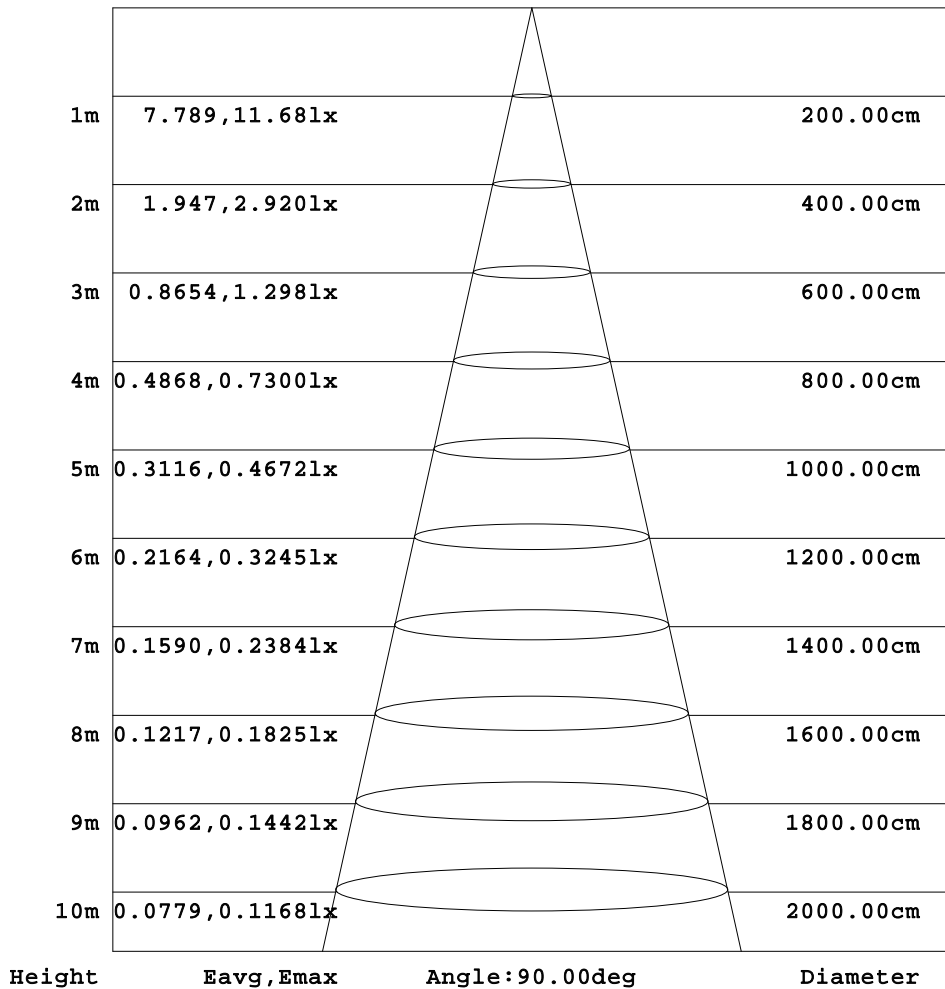
C Range: 0 - 360DEG
C Interval: 22.5DEG
Test Speed: HIGH
Temperature: 25.3DEG
Operators: DAMIN
Test Date: 2022-05-06

γ Range: 0 - 180DEG
γ Interval: 1.0DEG
Test System: EVERFINE GO-3000H_V1 SYSTEM V2.00.411
Humidity: 65.0%
Test Distance: 9.000m [K=1.0000]
Remarks:

AAI Figure

Test:U:11.970V I:0.1917A P:1.4925W PF:0.6503 Freq:50.00Hz Lamp Flux:143.925x1 lm		
NAME: 487172-G4-2W-3000K	TYPE:	WEIGHT:
SPEC.:	DIM.:	SERIAL No.:
MFR.:	SUR.:	Shielding Angle:

Flux out:24.47 lm



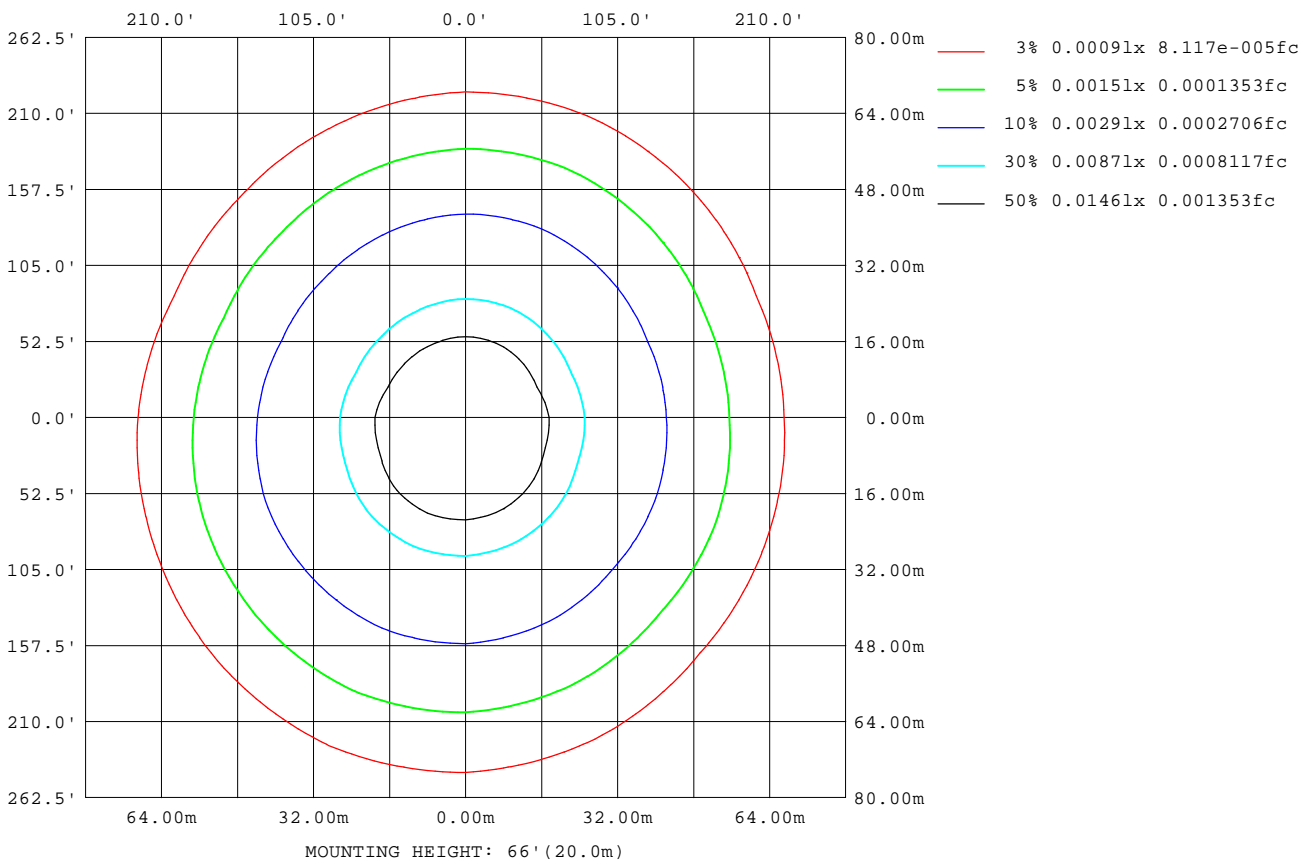
Note:The Curves indicate the illuminated area and the average illumination when the luminaire is at different distance.

C Range: 0 - 360DEG
C Interval: 22.5DEG
Test Speed: HIGH
Temperature:25.3DEG
Operators:DAMIN
Test Date:2022-05-06

γ Range: 0 - 180DEG
γ Interval: 1.0DEG
Test System:EVERFINE GO-3000H_V1 SYSTEM V2.00.411
Humidity:65.0%
Test Distance:9.000m [K=1.0000]
Remarks:

ISOLUX DIAGRAM

Test:U:11.970V I:0.1917A P:1.4925W PF:0.6503 Freq:50.00Hz Lamp Flux:143.925x1 lm		
NAME: 487172-G4-2W-3000K	TYPE:	WEIGHT:
SPEC.:	DIM.:	SERIAL No.:
MFR.:	SUR.:	Shielding Angle:



C Range: 0 - 360DEG
 C Interval: 22.5DEG
 Test Speed: HIGH
 Temperature: 25.3DEG
 Operators: DAMIN
 Test Date: 2022-05-06

γ Range: 0 - 180DEG
 γ Interval: 1.0DEG
 Test System: EVERFINE GO-3000H_V1 SYSTEM V2.00.411
 Humidity: 65.0%
 Test Distance: 9.000m [K=1.0000]
 Remarks:

LED Avg.L Report

Test:U:11.970V I:0.1917A P:1.4925W PF:0.6503 Freq:50.00Hz Lamp Flux:143.925x1 lm		
NAME: 487172-G4-2W-3000K	TYPE:	WEIGHT:
SPEC.:	DIM.:	SERIAL No.:
MFR.:	SUR.:	Shielding Angle:

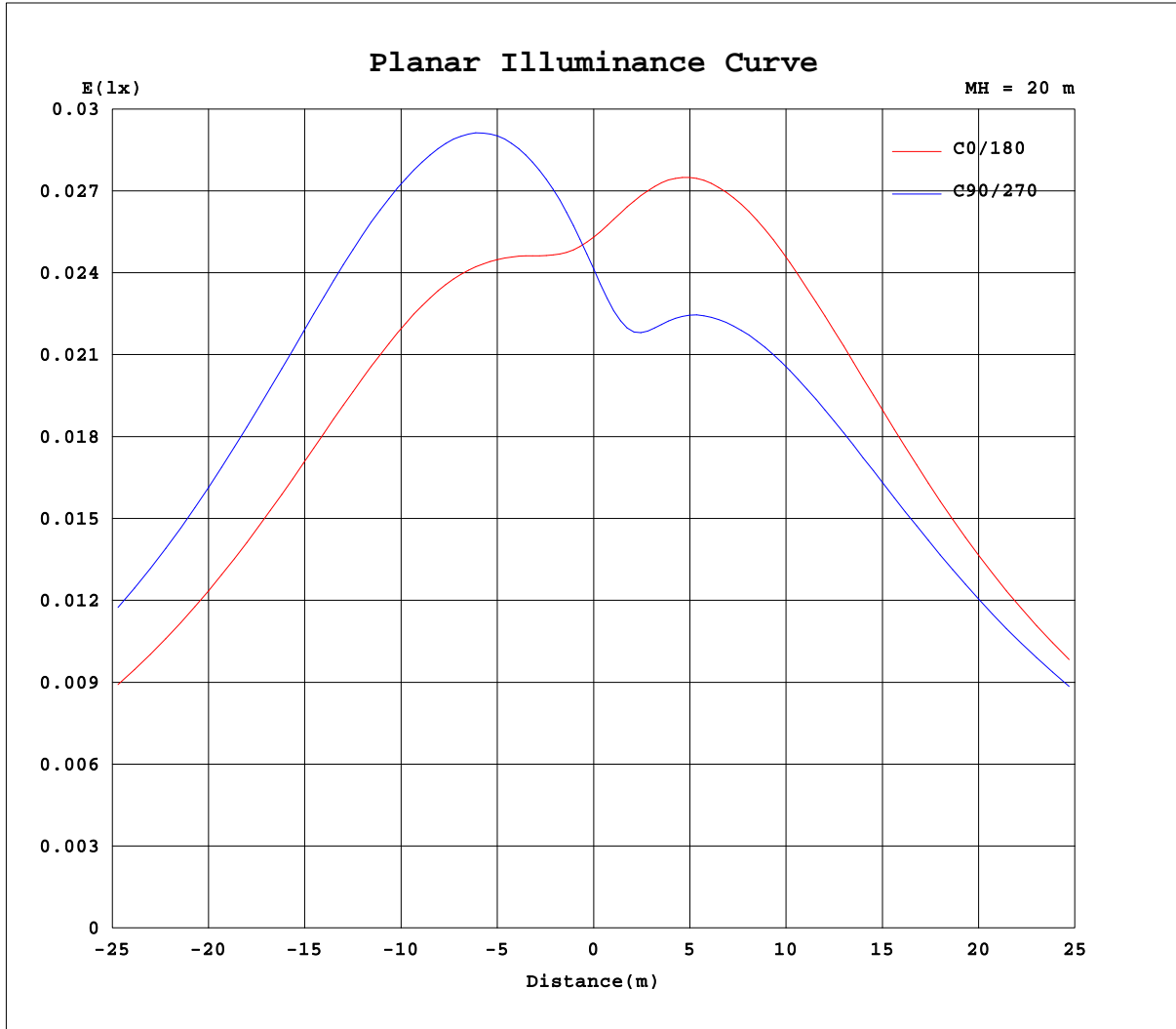
AvgL	cd/m2
L_0~180(65)av	3533
L_0~180(75)av	5769
L_0~180(85)av	16808
L_90~270(65)av	4204
L_90~270(75)av	7026
L_90~270(85)av	19505
L_45(65)av	3868
L_45(75)av	6389
L_45(85)av	18797

Standard: GB/T 29293-2012

C Range: 0 - 360DEG
 C Interval: 22.5DEG
 Test Speed: HIGH
 Temperature:25.3DEG
 Operators:DAMIN
 Test Date:2022-05-06

γ Range: 0 - 180DEG
 γ Interval: 1.0DEG
 Test System:EVERFINE GO-3000H_V1 SYSTEM V2.00.411
 Humidity:65.0%
 Test Distance:9.000m [K=1.0000]
 Remarks:

Planar Illuminance Curve



C Range: 0 - 360DEG
 C Interval: 22.5DEG
 Test Speed: HIGH
 Temperature: 25.3DEG
 Operators: DAMIN
 Test Date: 2022-05-06

γ Range: 0 - 180DEG
 γ Interval: 1.0DEG
 Test System: EVERFINE GO-3000H_V1 SYSTEM V2.00.411
 Humidity: 65.0%
 Test Distance: 9.000m [K=1.0000]
 Remarks:

LUMINOUS DISTRIBUTION INTENSITY DATA

Test:U:11.970V I:0.1917A P:1.4925W PF:0.6503 Freq:50.00Hz Lamp Flux:143.925x1 lm		
NAME: 487172-G4-2W-3000K	TYPE:	WEIGHT:
SPEC.:	DIM.:	SERIAL No.:
MFR.:	SUR.:	Shielding Angle:

Table--1

UNIT: cd

C(DEG) γ (DEG)	0	22.5	45	67.5	90	112.5	135	157.5	180	202.5	225	247.5	270	292.5	315	337.5			
0	9.73	9.73	9.73	9.73	9.73	9.73	9.73	9.73	9.73	9.73	9.73	9.73	9.73	9.73	9.73	9.73			
5	9.60	10.0	10.4	10.7	10.9	10.9	10.9	10.6	10.3	9.87	9.49	9.19	8.96	8.85	8.90	9.13			
10	9.91	10.5	11.2	11.7	11.9	12.0	11.9	11.6	11.0	10.3	9.79	9.50	9.33	9.24	9.22	9.32			
15	10.4	11.2	11.9	12.6	13.0	13.1	12.9	12.5	11.7	10.8	10.4	10.2	10.04	9.97	9.95	9.97			
20	11.0	11.8	12.7	13.5	14.0	14.2	13.9	13.3	12.4	11.4	11.1	10.9	10.7	10.7	10.6	10.7			
25	11.6	12.4	13.4	14.4	15.0	15.2	14.8	14.0	13.0	11.9	11.7	11.5	11.4	11.4	11.3	11.3			
30	12.2	12.9	14.1	15.3	16.0	16.2	15.6	14.7	13.6	12.4	12.2	12.0	12.0	12.0	12.0	11.9			
35	12.7	13.3	14.7	16.1	16.9	17.1	16.5	15.3	14.1	12.9	12.7	12.6	12.6	12.7	12.6	12.4			
40	13.1	13.7	15.3	16.8	17.7	17.9	17.3	15.9	14.5	13.3	13.1	13.0	13.2	13.2	13.1	12.9			
45	13.4	14.1	15.8	17.4	18.4	18.7	18.0	16.4	14.8	13.6	13.4	13.5	13.7	13.8	13.6	13.4			
50	13.7	14.4	16.3	17.9	18.9	19.2	18.6	16.8	15.1	13.9	13.7	13.9	14.2	14.3	14.0	13.8			
55	14.0	14.7	16.5	18.2	19.4	19.6	19.0	17.4	15.3	14.1	13.9	14.3	14.7	14.7	14.4	14.1			
60	14.1	15.2	16.6	18.5	19.8	20.0	19.2	17.9	15.5	14.2	14.1	14.6	15.1	15.2	14.8	14.4			
65	14.3	15.6	16.6	18.7	20.1	20.3	19.4	18.4	15.6	14.3	14.3	14.9	15.5	15.5	15.1	14.7			
70	14.4	15.8	16.7	18.9	20.3	20.5	19.5	18.4	15.6	14.3	14.4	15.1	15.8	15.9	15.4	14.8			
75	14.4	15.3	16.6	18.9	20.3	20.6	19.5	17.9	15.5	14.3	14.4	15.2	16.0	16.1	15.6	14.9			
80	14.3	14.9	16.5	18.8	20.3	20.5	19.4	17.5	15.3	14.2	14.4	15.3	16.2	16.3	15.7	15.0			
85	14.2	14.6	16.3	18.6	20.1	20.2	19.1	17.2	15.1	14.2	14.4	15.3	13.9	16.3	15.8	15.1			
90	14.0	14.4	16.0	18.3	19.8	19.9	18.7	16.7	14.8	14.0	14.2	15.3	10.7	16.3	15.7	15.0			
95	13.9	14.1	15.7	17.9	19.2	19.3	18.2	16.3	14.5	13.6	14.1	15.1	16.2	16.2	15.6	14.6			
100	13.6	13.8	15.2	17.3	18.6	18.6	17.6	15.8	14.1	13.3	13.9	14.7	16.0	16.0	15.4	14.4			
105	13.1	11.4	14.7	16.6	8.00	17.9	16.8	13.2	13.7	12.9	13.5	14.8	15.5	15.7	15.1	14.1			
110	11.0	1.04	14.1	15.8	0.10	17.0	16.0	1.15	13.3	11.0	13.1	14.3	0.88	15.3	14.7	12.6			
115	6.60	0.08	12.8	14.9	0.08	15.9	14.6	0.11	12.6	4.22	12.7	13.7	0.13	14.7	14.2	6.10			
120	4.71	0.07	8.05	13.8	0.07	14.7	9.15	0.08	11.1	0.18	12.0	13.0	0.14	13.0	13.4	0.44			
125	4.07	0.07	0.67	11.2	0.06	12.0	0.75	0.06	5.82	0.09	10.3	12.3	0.11	13.5	11.7	0.17			
130	3.65	0.06	0.06	3.95	0.06	4.08	0.06	0.06	4.17	0.09	5.99	11.2	0.09	12.2	7.19	0.12			
135	3.27	0.06	0.05	0.06	0.05	0.06	0.06	0.06	3.95	0.10	1.17	8.08	0.09	9.69	1.42	0.12			
140	2.86	0.06	0.06	0.05	0.05	0.05	0.06	0.06	3.47	0.09	0.07	0.23	0.08	4.23	0.12	0.12			
145	2.43	0.06	0.05	0.05	0.05	0.05	0.05	0.06	3.08	0.09	0.07	0.08	0.07	0.25	0.12	0.12			
150	1.99	0.09	0.05	0.05	0.04	0.05	0.05	0.31	2.50	0.11	0.07	0.06	0.06	0.11	0.11	0.12			
155	1.54	1.39	0.05	0.04	0.04	0.06	0.04	1.18	1.89	0.11	0.07	0.06	0.06	0.10	0.11	0.10			
160	1.13	2.29	0.05	0.04	0.04	0.06	0.04	2.10	1.28	0.09	0.08	0.06	0.06	0.09	0.09	0.09			
165	0.71	2.10	0.49	0.04	0.04	0.06	0.04	0.96	0.69	0.07	0.07	0.05	0.05	0.09	0.09	0.08			
170	0.29	0.51	0.05	0.04	0.04	0.05	0.04	0.11	0.06	0.06	0.05	0.05	0.05	0.06	0.08	0.07			
175	0.05	0.05	0.04	0.05	0.04	0.05	0.04	0.04	0.05	0.05	0.05	0.05	0.05	0.05	0.05	0.05			
180	0.05	0.05	0.05	0.05	0.05	0.05	0.04	0.05	0.05	0.05	0.05	0.05	0.04	0.05	0.04	0.04			

C Range: 0 - 360DEG
C Interval: 22.5DEG
Test Speed: HIGH
Temperature:25.3DEG
Operators:DAMIN
Test Date:2022-05-06

γ Range: 0 - 180DEG
γ Interval: 1.0DEG
Test System:EVERFINE GO-3000H_V1 SYSTEM V2.00.411
Humidity:65.0%
Test Distance:9.000m [K=1.0000]
Remarks: