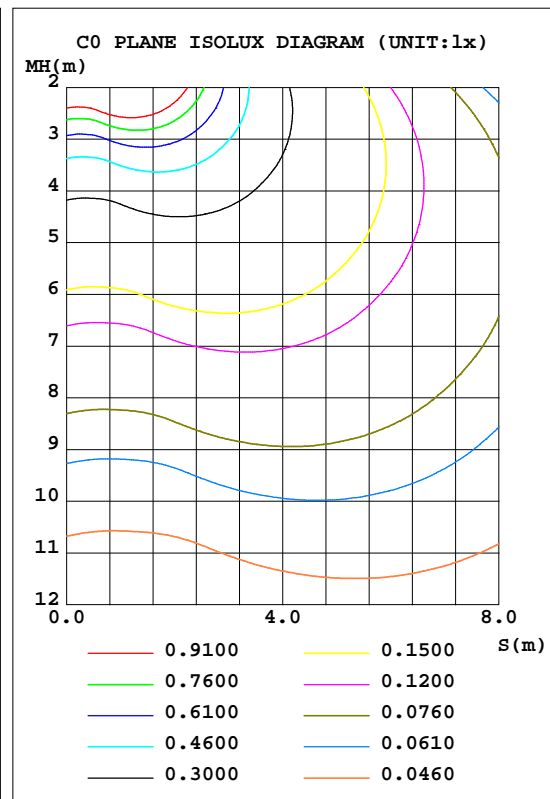
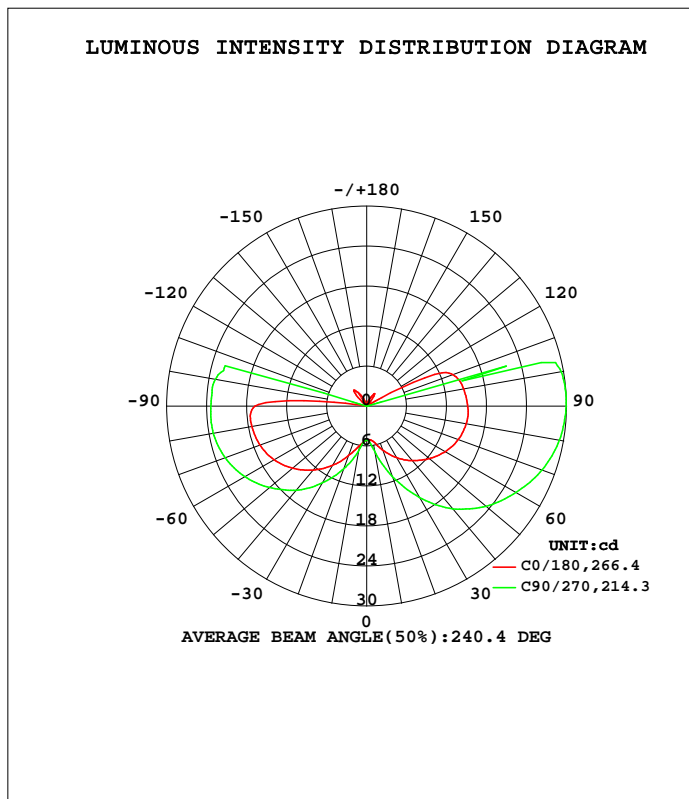


LUMINAIRE PHOTOMETRIC TEST REPORT

Test:U:12.031V I:0.1907A P:1.4924W PF:0.6505 Freq:50.00Hz Lamp Flux:149.21x1 lm		
NAME: 487173-GY6.35-2W-2700K	TYPE:	WEIGHT:
SPEC.:	DIM.:	SERIAL No.:
MFR.:	SUR.:	Shielding Angle:

DATA OF LAMP		PHOTOMETRIC DATA Eff: 99.98 lm/W			
MODEL		I _{max} (cd)	29.96	S/MH(C0/180)	3.02
NOMINAL POWER(W)	--	LOR(%)	100.0	S/MH(C90/270)	3.40
RATED VOLTAGE(V)	--	TOTAL FLUX(lm)	149.21	η UP,DN(C0-180)	17.7,38.1
NOMINAL FLUX(lm)	149.21	CIE CLASS	SEMI-D.	η UP,DN(C180-360)	11.9,32.3
LAMPS INSIDE	1	η up(%)	29.6	CIBSE SHR NOM	2.00
TEST VOLTAGE(V)	--	η down(%)	70.4	CIBSE SHR MAX	2.00



C Range: 0 - 360DEG
 C Interval: 22.5DEG
 Test Speed: HIGH
 Temperature:25.3DEG
 Operators:DAMIN
 Test Date:2022-05-05

γ Range: 0 - 180DEG
 γ Interval: 1.0DEG
 Test System:EVERFINE GO-3000H_V1 SYSTEM V2.00.411
 Humidity:65.0%
 Test Distance:9.000m [K=1.0000]
 Remarks:

ZONAL FLUX DIAGRAM

ZONAL FLUX DIAGRAM:

γ	C0	C45	C90	C135	C180	C225	C270	C315	γ	Φ zone	Φ total	%lum,lamp
10	5.337	5.165	6.920	7.449	6.004	5.777	6.679	6.492	0- 10	0.5387	0.5387	0.36,0.36
20	7.000	6.303	11.19	12.16	7.865	6.768	9.993	9.610	10- 20	2.168	2.707	1.81,1.81
30	8.917	8.032	15.82	16.88	10.27	8.164	13.30	12.91	20- 30	4.805	7.512	5.03,5.03
40	10.70	9.956	20.12	21.17	12.53	9.475	16.49	15.99	30- 40	8.250	15.76	10.6,10.6
50	12.29	11.64	23.39	24.71	14.51	10.51	19.02	18.95	40- 50	12.05	27.82	18.6,18.6
60	13.65	12.91	25.90	27.27	16.08	11.22	21.15	21.02	50- 60	15.79	43.61	29.2,29.2
70	14.66	13.21	28.01	28.44	17.07	11.39	22.62	21.89	60- 70	18.91	62.52	41.9,41.9
80	15.19	13.34	29.38	28.78	17.51	11.25	23.40	21.94	70- 80	20.93	83.45	55.9,55.9
90	15.16	13.16	29.93	28.39	16.80	10.87	23.38	21.45	80- 90	21.63	105.1	70.4,70.4
100	14.78	12.73	29.65	27.53	0.8475	10.37	23.06	21.04	90-100	20.70	125.8	84.3,84.3
110	13.82	11.49	0.1732	25.11	0.0646	8.515	0.3036	17.37	100-110	14.67	140.4	94.1,94.1
120	2.681	1.437	0.1147	1.772	0.0574	0.0924	0.1417	0.1287	110-120	7.051	147.5	98.9,98.9
130	0.1691	0.0537	0.0884	0.0868	0.3323	0.0805	0.1026	0.1108	120-130	1.106	148.6	99.6,99.6
140	0.8755	0.0552	0.0734	0.0764	3.005	0.0768	0.0906	0.0913	130-140	0.1590	148.8	99.7,99.7
150	1.992	0.0566	0.0562	0.0637	2.063	0.0708	0.0779	0.0733	140-150	0.2204	149.0	99.8,99.8
160	1.021	0.0626	0.0502	0.0524	0.8112	0.0641	0.0667	0.0614	150-160	0.1516	149.1	100,100
170	0.2879	0.0626	0.0509	0.0539	0.0523	0.0604	0.0577	0.1963	160-170	0.0662	149.2	100,100
180	0.0516	0.0515	0.0524	0.0494	0.0508	0.0515	0.0524	0.0502	170-180	0.0069	149.2	100,100
DEG	LUMINOUS INTENSITY:cd									UNIT:lm		

Conical surface Flux(90deg): 21.306 lm

%lum = 14.3%
%lamp = 14.3%

Conical surface Flux(120deg): 43.606 lm

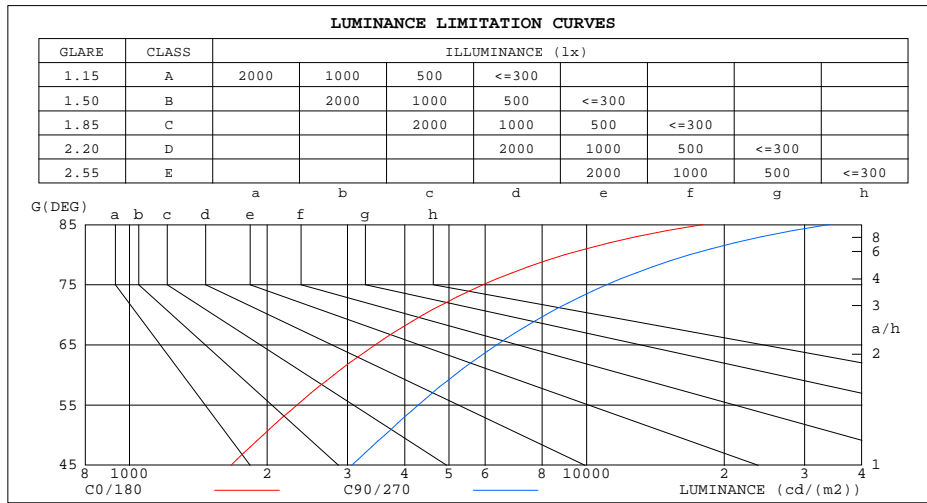
%lum = 29.2%
%lamp = 29.2%

C Range: 0 - 360DEG
C Interval: 22.5DEG
Test Speed: HIGH
Temperature:25.3DEG
Operators:DAMIN
Test Date:2022-05-05

γ Range: 0 - 180DEG
γ Interval: 1.0DEG
Test System:EVERFINE GO-3000H_V1 SYSTEM V2.00.411
Humidity:65.0%
Test Distance:9.000m [K=1.0000]
Remarks:

LUMINANCE LIMITATION CURVES

Test:U:12.031V I:0.1907A P:1.4924W PF:0.6505 Freq:50.00Hz Lamp Flux:149.21x1 lm		
NAME: 487173-GY6.35-2W-2700K	TYPE:	WEIGHT:
SPEC.:	DIM.:	SERIAL No.:
MFR.:	SUR.:	Shielding Angle:



LUMINANCE cd/(m2)		
G(DEG)	C0/180	C90/270
85	17971	33896
80	8965	16809
75	5931	11054
70	4391	8136
65	3445	6357
60	2798	5145
55	2323	4281
50	1959	3616
45	1666	3063

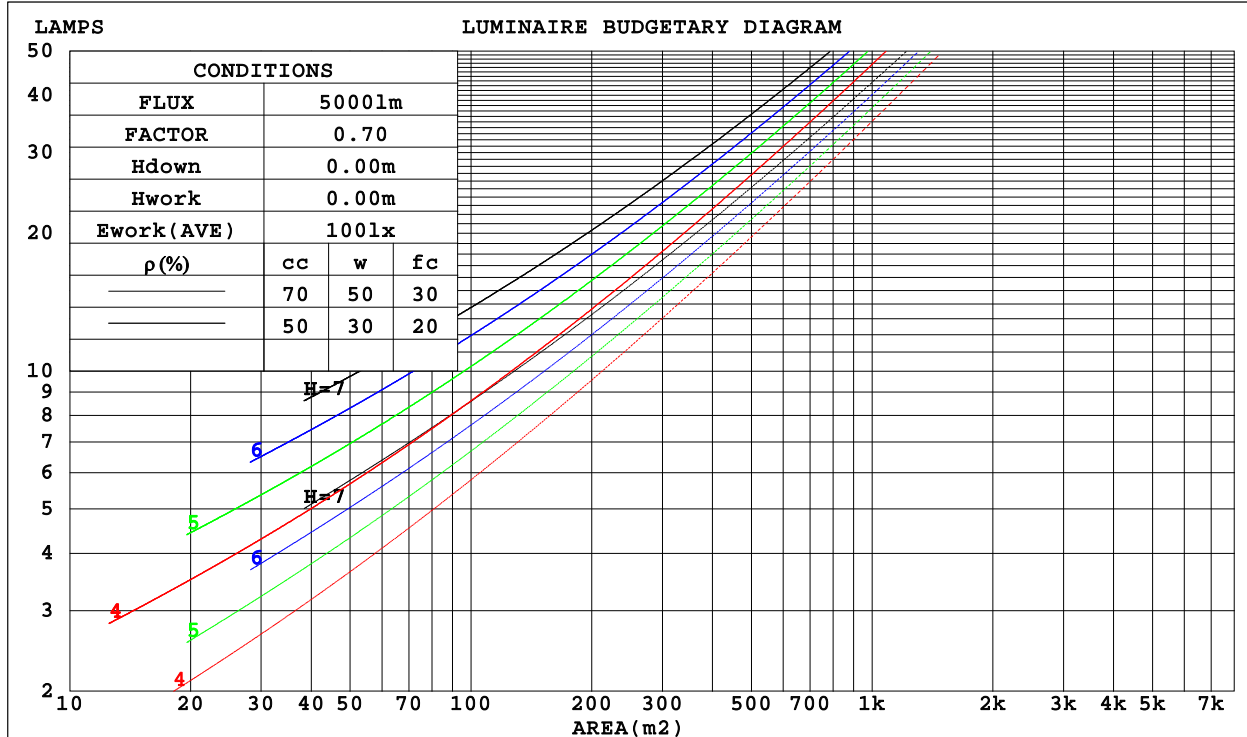
C Range: 0 - 360DEG
 C Interval: 22.5DEG
 Test Speed: HIGH
 Temperature: 25.3DEG
 Operators: DAMIN
 Test Date: 2022-05-05

γ Range: 0 - 180DEG
 γ Interval: 1.0DEG
 Test System: EVERFINE GO-3000H_V1 SYSTEM V2.00.411
 Humidity: 65.0%
 Test Distance: 9.000m [K=1.0000]
 Remarks:

CU AND LUMINAIRE BUDGETARY ESTIMATE DIAGRAM

Test:U:12.031V I:0.1907A P:1.4924W PF:0.6505 Freq:50.00Hz Lamp Flux:149.21x1 lm		
NAME: 487173-GY6.35-2W-2700K	TYPE:	WEIGHT:
SPEC.:	DIM.:	SERIAL No.:
MFR.:	SUR.:	Shielding Angle:

ρ_{cc}	80%			70%			50%			30%			10%			0
ρ_w	50%	30%	10%	50%	30%	10%	50%	30%	10%	50%	30%	10%	50%	30%	10%	0
ρ_{fc}	20%			20%			20%			20%			20%			0
RCR	RCR:Room Cavity Ratio						Coefficients of Utilization(CU)									
0.0	1.12	1.12	1.12	1.06	1.06	1.06	.95	.95	.95	.84	.84	.84	.75	.75	.75	.70
1.0	.87	.80	.74	.82	.76	.70	.72	.67	.62	.63	.59	.55	.54	.51	.48	.44
2.0	.72	.63	.55	.68	.59	.52	.59	.52	.46	.51	.45	.41	.44	.39	.35	.31
3.0	.61	.51	.42	.57	.48	.40	.50	.42	.35	.43	.36	.31	.36	.31	.27	.23
4.0	.53	.42	.34	.49	.39	.32	.43	.35	.28	.37	.30	.25	.31	.26	.21	.18
5.0	.46	.35	.28	.43	.33	.26	.37	.29	.23	.32	.25	.20	.27	.22	.17	.14
6.0	.41	.30	.23	.38	.29	.22	.33	.25	.19	.29	.22	.17	.24	.19	.14	.11
7.0	.36	.26	.20	.34	.25	.19	.30	.22	.16	.26	.19	.14	.22	.16	.12	.09
8.0	.33	.23	.17	.31	.22	.16	.27	.19	.14	.23	.17	.12	.20	.14	.10	.08
9.0	.30	.21	.15	.28	.19	.14	.24	.17	.12	.21	.15	.11	.18	.13	.09	.07
10.0	.27	.18	.13	.25	.17	.12	.22	.15	.11	.19	.13	.09	.17	.12	.08	.06



C Range: 0 - 360DEG
 C Interval: 22.5DEG
 Test Speed: HIGH
 Temperature:25.3DEG
 Operators:DAMIN
 Test Date:2022-05-05

γ Range: 0 - 180DEG
 γ Interval: 1.0DEG
 Test System:EVERFINE GO-3000H_V1 SYSTEM V2.00.411
 Humidity:65.0%
 Test Distance:9.000m [K=1.0000]
 Remarks:

WEC AND CCEC

Test:U:12.031V I:0.1907A P:1.4924W PF:0.6505 Freq:50.00Hz Lamp Flux:149.21x1 lm		
NAME: 487173-GY6.35-2W-2700K	TYPE:	WEIGHT:
SPEC.:	DIM.:	SERIAL No.:
MFR.:	SUR.:	Shielding Angle:

pcc	80%			70%			50%			30%			10%			0
pw	50%	30%	10%	50%	30%	10%	50%	30%	10%	50%	30%	10%	50%	30%	10%	0
pfc	20%			20%			20%			20%			20%			0
RCR	RCR:Room Cavity Ratio						Wall Exitance Coefficients(WEC)									
0.0																
1.0	.492	.280	.089	.476	.271	.086	.445	.255	.082	.417	.240	.077	.390	.226	.073	
2.0	.399	.219	.067	.384	.212	.065	.356	.198	.061	.330	.185	.058	.306	.173	.055	
3.0	.342	.182	.054	.328	.176	.053	.302	.164	.050	.278	.153	.047	.256	.142	.044	
4.0	.300	.156	.046	.287	.150	.044	.264	.140	.042	.242	.130	.039	.222	.121	.037	
5.0	.267	.136	.039	.256	.131	.038	.235	.122	.036	.215	.113	.034	.196	.105	.031	
6.0	.241	.121	.035	.231	.117	.034	.211	.108	.032	.193	.100	.030	.176	.093	.028	
7.0	.220	.109	.031	.211	.105	.030	.193	.097	.028	.176	.090	.026	.160	.083	.024	
8.0	.202	.099	.028	.194	.095	.027	.177	.088	.025	.161	.082	.024	.147	.075	.022	
9.0	.187	.090	.025	.179	.087	.024	.164	.081	.023	.149	.075	.021	.135	.069	.020	
10.0	.174	.083	.023	.166	.080	.022	.152	.075	.021	.139	.069	.020	.126	.063	.018	

pcc	80%			70%			50%			30%			10%			0
pw	50%	30%	10%	50%	30%	10%	50%	30%	10%	50%	30%	10%	50%	30%	10%	0
pfc	20%			20%			20%			20%			20%			0
RCR	RCR:Room Cavity Ratio						Ceiling Cavity Exitance Coefficients(CCEC)									
0.0	.416	.416	.416	.355	.355	.355	.243	.243	.243	.139	.139	.139	.045	.045	.045	
1.0	.420	.382	.347	.359	.328	.299	.246	.225	.207	.142	.130	.120	.045	.042	.039	
2.0	.415	.360	.314	.356	.310	.271	.244	.214	.189	.141	.125	.111	.045	.040	.036	
3.0	.408	.345	.294	.350	.297	.255	.240	.207	.179	.139	.121	.105	.045	.039	.035	
4.0	.400	.333	.282	.343	.288	.245	.236	.201	.172	.137	.117	.102	.044	.038	.034	
5.0	.392	.324	.273	.337	.280	.238	.232	.196	.168	.134	.115	.100	.043	.037	.033	
6.0	.384	.316	.268	.330	.274	.233	.228	.192	.165	.132	.113	.098	.043	.037	.032	
7.0	.376	.310	.263	.324	.269	.229	.224	.188	.163	.130	.111	.097	.042	.036	.032	
8.0	.369	.305	.260	.318	.264	.227	.220	.185	.161	.128	.109	.096	.041	.036	.032	
9.0	.363	.300	.258	.312	.260	.225	.216	.183	.160	.126	.108	.095	.041	.035	.032	
10.0	.356	.296	.256	.307	.257	.223	.213	.181	.158	.124	.107	.095	.040	.035	.031	

C Range: 0 - 360DEG
 C Interval: 22.5DEG
 Test Speed: HIGH
 Temperature:25.3DEG
 Operators:DAMIN
 Test Date:2022-05-05

γ Range: 0 - 180DEG
 γ Interval: 1.0DEG
 Test System:EVERFINE GO-3000H_V1 SYSTEM V2.00.411
 Humidity:65.0%
 Test Distance:9.000m [K=1.0000]
 Remarks:

UGR(Unified Glare Rating) Table

Test:U:12.031V I:0.1907A P:1.4924W PF:0.6505 Freq:50.00Hz Lamp Flux:149.2lx1 lm										
NAME: 487173-GY6.35-2W-2700K					TYPE:			WEIGHT:		
SPEC.:					DIM.:			SERIAL No.:		
MFR.:					SUR.:			Shielding Angle:		
ceiling/cavity	0.7	0.7	0.5	0.5	0.3	0.7	0.7	0.5	0.5	0.3
walls	0.5	0.3	0.5	0.3	0.3	0.5	0.3	0.5	0.3	0.3
working plane	0.2	0.2	0.2	0.2	0.2	0.2	0.2	0.2	0.2	0.2
Room dimensions	Viewed crosswise					Viewed endwise				
x = 2H y = 2H	11.2	12.6	11.8	13.3	14.1	16.6	18.0	17.2	18.7	19.5
3H	15.0	16.3	15.7	17.0	17.9	20.5	21.8	21.2	22.5	23.4
4H	17.3	18.5	18.0	19.2	20.1	22.7	23.9	23.4	24.6	25.5
6H	19.8	20.9	20.5	21.7	22.6	25.0	26.2	25.7	26.9	27.8
8H	21.2	22.3	21.9	23.0	24.0	26.3	27.4	27.0	28.2	29.1
12H	22.7	23.8	23.5	24.6	25.5	27.8	28.9	28.5	29.6	30.5
4H 2H	13.1	14.3	13.8	15.0	15.9	16.8	18.1	17.5	18.8	19.7
3H	16.1	17.2	16.9	18.0	18.9	21.1	22.2	21.8	22.9	23.9
4H	18.1	19.1	18.8	19.9	20.8	23.5	24.5	24.3	25.3	26.2
6H	20.5	21.4	21.3	22.2	23.2	26.1	27.0	26.9	27.8	28.8
8H	22.0	22.8	22.8	23.7	24.7	27.6	28.4	28.4	29.2	30.2
12H	23.7	24.6	24.5	25.4	26.4	29.2	30.0	30.0	30.8	31.8
8H 4H	19.4	20.2	20.2	21.0	22.0	23.7	24.5	24.5	25.3	26.3
6H	21.5	22.3	22.3	23.1	24.1	26.6	27.4	27.5	28.2	29.2
8H	22.8	23.5	23.7	24.4	25.4	28.3	29.0	29.2	29.9	30.9
12H	24.6	25.2	25.4	26.1	27.1	30.3	30.9	31.1	31.7	32.8
12H 4H	20.1	20.9	20.9	21.7	22.7	23.6	24.5	24.5	25.3	26.3
6H	22.2	22.9	23.0	23.7	24.8	26.7	27.4	27.5	28.2	29.3
8H	23.5	24.1	24.3	25.0	26.0	28.5	29.1	29.3	30.0	31.0
Variations with the observer position at spacings:										
S = 1.0H	+ 0.1 / - 0.1					+ 0.1 / - 0.1				
1.5H	+ 0.3 / - 0.2					+ 0.2 / - 0.2				
2.0H	+ 0.5 / - 0.4					+ 0.3 / - 0.3				

CIE Pub.117, 149.2 lm Total Lamp Luminous Flux Corrected (8log(F/F0) = -6.6)
Area: 0.01 m2

C Range: 0 - 360DEG
C Interval: 22.5DEG
Test Speed: HIGH
Temperature:25.3DEG
Operators:DAMIN
Test Date:2022-05-05

γ Range: 0 - 180DEG
γ Interval: 1.0DEG
Test System:EVERFINE GO-3000H_V1 SYSTEM V2.00.411
Humidity:65.0%
Test Distance:9.000m [K=1.0000]
Remarks:

UTILIZATION FACTORS TABLE

Test:U:12.031V I:0.1907A P:1.4924W PF:0.6505 Freq:50.00Hz Lamp Flux:149.21x1 lm		
NAME: 487173-GY6.35-2W-2700K	TYPE:	WEIGHT:
SPEC.:	DIM.:	SERIAL No.:
MFR.:	SUR.:	Shielding Angle:

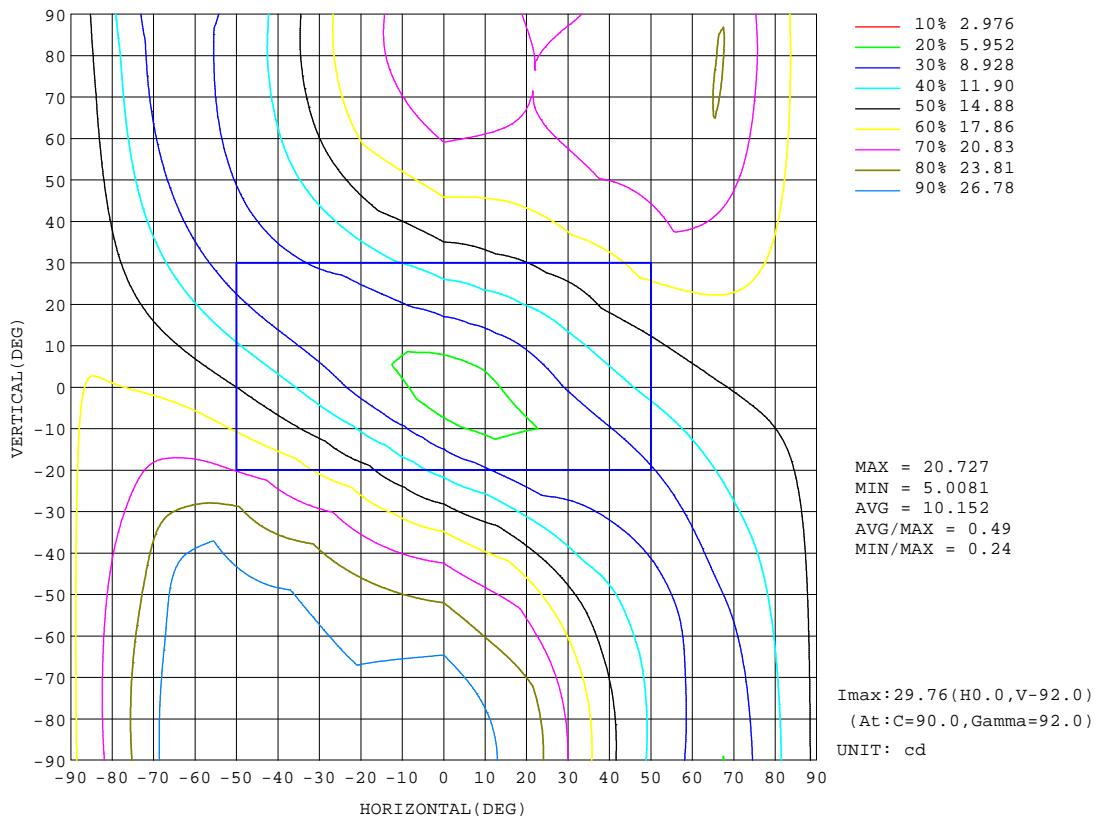
REFLECTANCE										
Ceiling	0.8	0.8	0.8	0.7	0.7	0.7	0.5	0.5	0.5	0
Walls	0.7	0.5	0.3	0.7	0.5	0.3	0.7	0.5	0.3	0
Working plane	0.2	0.2	0.2	0.2	0.2	0.2	0.2	0.2	0.2	0
ROOM INDEX	UTILIZATION FACTORS(PERCENT) $k(RI) \times RCR = 5$									
k = 0.60	37	23	15	35	22	15	33	21	14	7
0.80	45	30	20	43	29	20	40	28	19	11
1.00	52	36	26	50	35	26	46	36	25	15
1.25	59	43	33	56	42	32	51	39	30	19
1.50	64	49	38	61	47	37	55	43	35	22
2.00	72	58	47	69	55	45	62	51	42	28
2.50	78	64	54	74	61	52	66	56	48	32
3.00	82	69	59	78	66	57	69	60	52	36
4.00	88	77	68	83	73	65	74	66	59	41
5.00	91	82	73	86	78	70	77	70	64	45
ROOM INDEX	UF(total)									Direct
According to DIN EN 13032-2 2004			Suspended				SHRNOM = 1.25			

C Range: 0 - 360DEG
C Interval: 22.5DEG
Test Speed: HIGH
Temperature:25.3DEG
Operators:DAMIN
Test Date:2022-05-05

γ Range: 0 - 180DEG
 γ Interval: 1.0DEG
Test System:EVERFINE GO-3000H_V1 SYSTEM V2.00.411
Humidity:65.0%
Test Distance:9.000m [K=1.0000]
Remarks:

ISOCANDELA DIAGRAM

Test:U:12.031V I:0.1907A P:1.4924W PF:0.6505 Freq:50.00Hz Lamp Flux:149.21x1 lm		
NAME: 487173-GY6.35-2W-2700K	TYPE:	WEIGHT:
SPEC.:	DIM.:	SERIAL No.:
MFR.:	SUR.:	Shielding Angle:



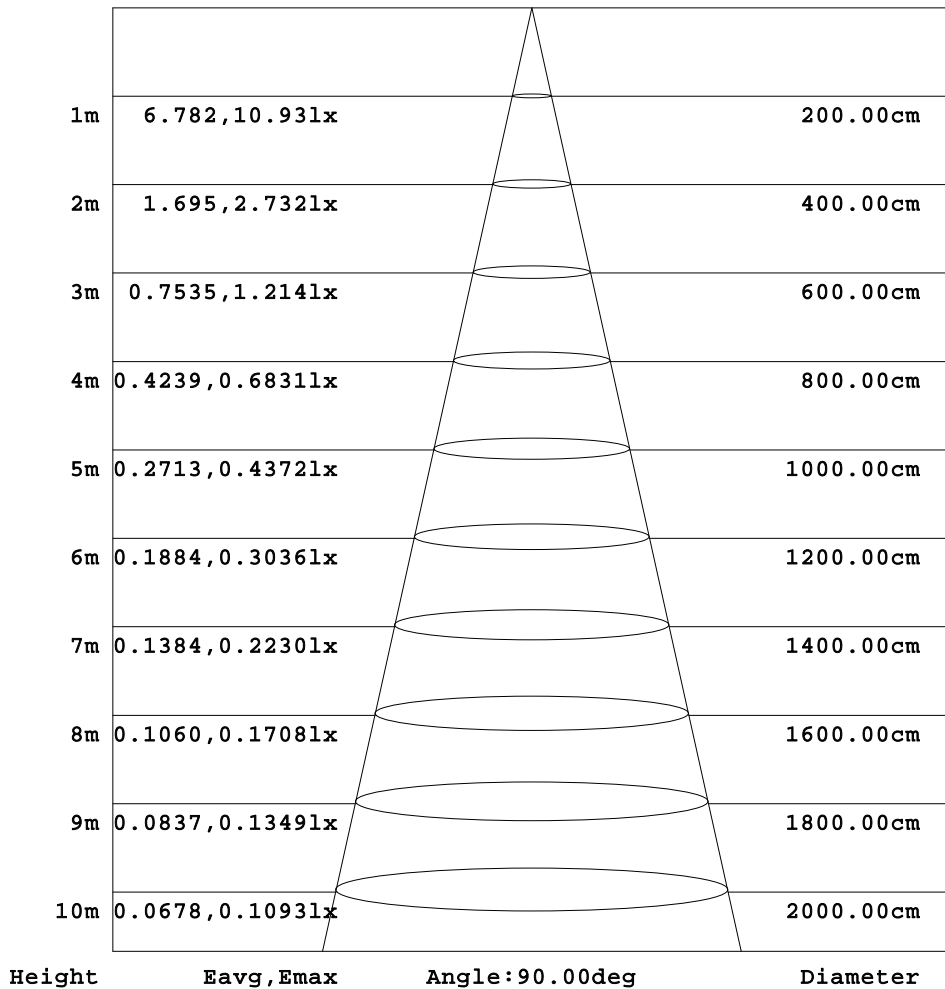
C Range: 0 - 360DEG
C Interval: 22.5DEG
Test Speed: HIGH
Temperature: 25.3DEG
Operators: DAMIN
Test Date: 2022-05-05

γ Range: 0 - 180DEG
γ Interval: 1.0DEG
Test System: EVERFINE GO-3000H_V1 SYSTEM V2.00.411
Humidity: 65.0%
Test Distance: 9.000m [K=1.0000]
Remarks:

AAI Figure

Test:U:12.031V I:0.1907A P:1.4924W PF:0.6505 Freq:50.00Hz Lamp Flux:149.21x1 lm		
NAME: 487173-GY6.35-2W-2700K	TYPE:	WEIGHT:
SPEC.:	DIM.:	SERIAL No.:
MFR.:	SUR.:	Shielding Angle:

Flux out:21.31 lm



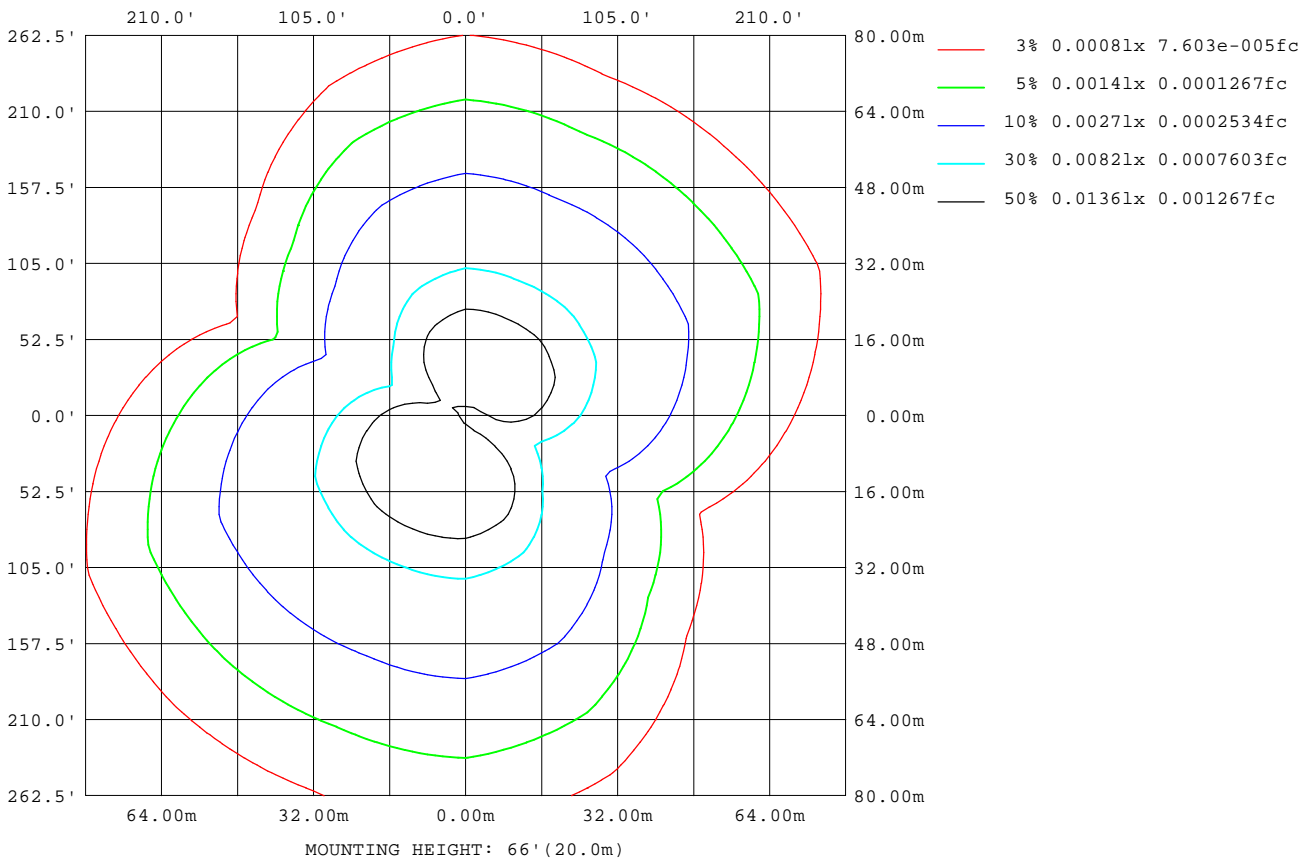
Note:The Curves indicate the illuminated area and the average illumination when the luminaire is at different distance.

C Range: 0 - 360DEG
C Interval: 22.5DEG
Test Speed: HIGH
Temperature:25.3DEG
Operators:DAMIN
Test Date:2022-05-05

γ Range: 0 - 180DEG
γ Interval: 1.0DEG
Test System:EVERFINE GO-3000H_V1 SYSTEM V2.00.411
Humidity:65.0%
Test Distance:9.000m [K=1.0000]
Remarks:

ISOLUX DIAGRAM

Test:U:12.031V I:0.1907A P:1.4924W PF:0.6505 Freq:50.00Hz Lamp Flux:149.21x1 lm		
NAME: 487173-GY6.35-2W-2700K	TYPE:	WEIGHT:
SPEC.:	DIM.:	SERIAL No.:
MFR.:	SUR.:	Shielding Angle:



C Range: 0 - 360DEG
 C Interval: 22.5DEG
 Test Speed: HIGH
 Temperature: 25.3DEG
 Operators: DAMIN
 Test Date: 2022-05-05

γ Range: 0 - 180DEG
 γ Interval: 1.0DEG
 Test System: EVERFINE GO-3000H_V1 SYSTEM V2.00.411
 Humidity: 65.0%
 Test Distance: 9.000m [K=1.0000]
 Remarks:

LED Avg.L Report

Test:U:12.031V I:0.1907A P:1.4924W PF:0.6505 Freq:50.00Hz Lamp Flux:149.21x1 lm		
NAME: 487173-GY6.35-2W-2700K	TYPE:	WEIGHT:
SPEC.:	DIM.:	SERIAL No.:
MFR.:	SUR.:	Shielding Angle:

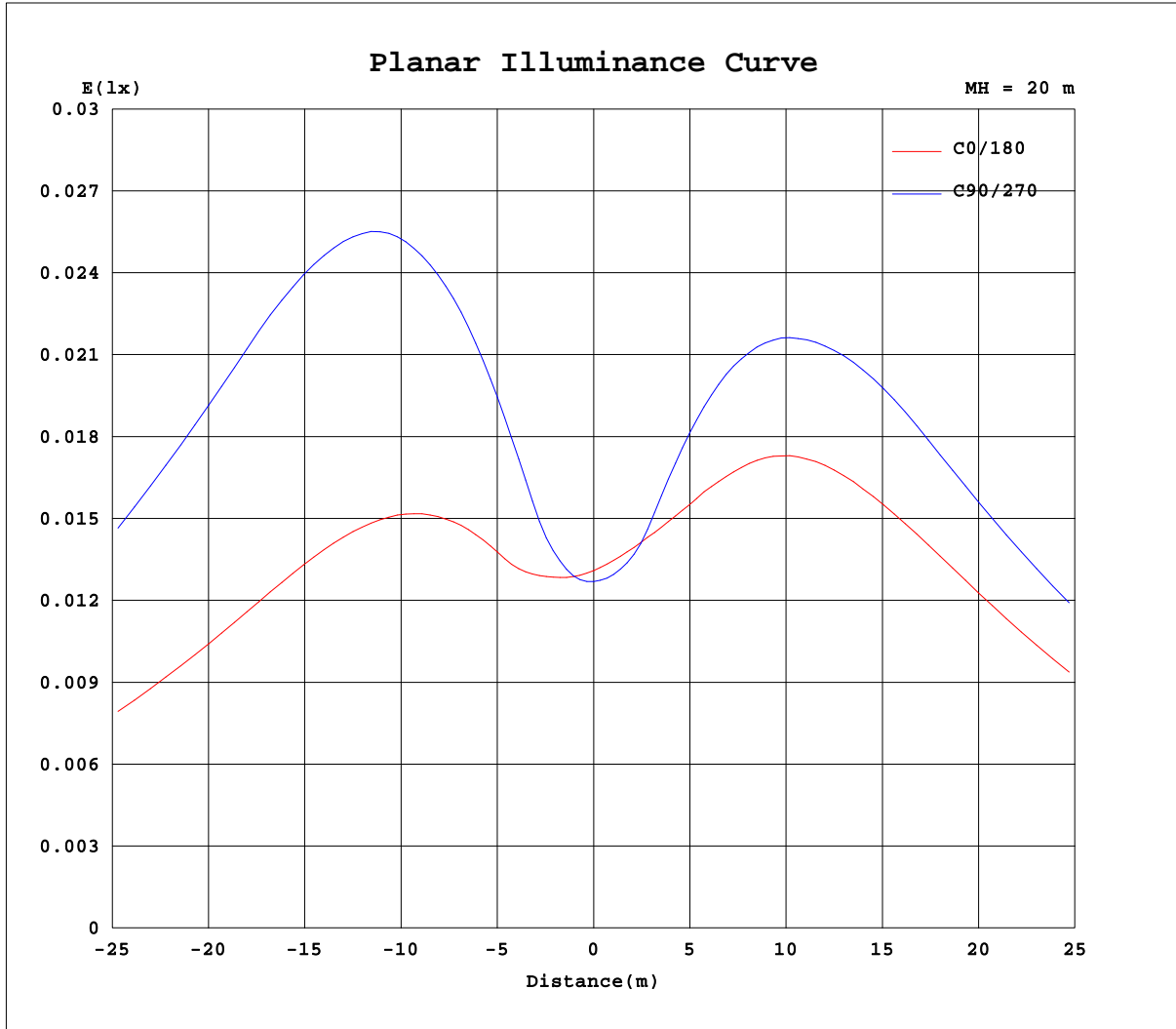
AvgL	cd/m2
L_0~180(65)av	3652
L_0~180(75)av	6244
L_0~180(85)av	18831
L_90~270(65)av	5799
L_90~270(75)av	10026
L_90~270(85)av	30518
L_45(65)av	4378
L_45(75)av	7280
L_45(85)av	21466

Standard: GB/T 29293-2012

C Range: 0 - 360DEG
 C Interval: 22.5DEG
 Test Speed: HIGH
 Temperature:25.3DEG
 Operators:DAMIN
 Test Date:2022-05-05

γ Range: 0 - 180DEG
 γ Interval: 1.0DEG
 Test System:EVERFINE GO-3000H_V1 SYSTEM V2.00.411
 Humidity:65.0%
 Test Distance:9.000m [K=1.0000]
 Remarks:

Planar Illuminance Curve



C Range: 0 - 360DEG
C Interval: 22.5DEG
Test Speed: HIGH
Temperature: 25.3DEG
Operators: DAMIN
Test Date: 2022-05-05

γ Range: 0 - 180DEG
 γ Interval: 1.0DEG
Test System: EVERFINE GO-3000H_V1 SYSTEM V2.00.411
Humidity: 65.0%
Test Distance: 9.000m [K=1.0000]
Remarks:

LUMINOUS DISTRIBUTION INTENSITY DATA

Test:U:12.031V I:0.1907A P:1.4924W PF:0.6505 Freq:50.00Hz Lamp Flux:149.21x1 lm		
NAME: 487173-GY6.35-2W-2700K	TYPE:	WEIGHT:
SPEC.:	DIM.:	SERIAL No.:
MFR.:	SUR.:	Shielding Angle:

Table--1

UNIT: cd

C(DEG) γ (DEG)	0	22.5	45	67.5	90	112.5	135	157.5	180	202.5	225	247.5	270	292.5	315	337.5			
0	5.11	5.11	5.11	5.11	5.11	5.11	5.11	5.11	5.11	5.11	5.11	5.11	5.11	5.11	5.11	5.11			
5	5.07	4.98	5.02	5.22	5.48	5.66	5.69	5.59	5.44	5.40	5.39	5.43	5.45	5.42	5.32	5.17			
10	5.34	5.00	5.17	5.92	6.92	7.51	7.45	6.77	6.00	5.69	5.78	6.17	6.68	6.79	6.49	5.89			
15	6.06	5.25	5.65	7.35	8.99	9.87	9.78	8.60	6.82	5.99	6.24	7.43	8.32	8.48	8.03	7.06			
20	7.00	5.58	6.30	9.13	11.2	12.3	12.2	10.6	7.86	6.28	6.77	8.77	9.99	10.2	9.61	8.44			
25	7.96	5.92	7.10	11.0	13.5	14.6	14.6	12.5	9.06	6.57	7.44	10.1	11.7	11.9	11.2	9.84			
30	8.92	6.25	8.03	12.9	15.8	16.8	16.9	14.5	10.3	6.78	8.16	11.3	13.3	13.7	12.9	11.3			
35	9.85	6.47	8.97	14.8	18.0	18.9	19.1	16.4	11.4	6.93	8.85	12.6	15.0	15.2	14.6	12.8			
40	10.7	6.63	9.96	16.6	20.1	20.7	21.2	18.3	12.5	7.04	9.48	13.9	16.5	16.3	16.0	14.4			
45	11.5	6.75	10.8	18.2	21.8	22.5	23.0	20.2	13.6	7.09	10.02	15.0	17.8	17.5	17.5	15.9			
50	12.3	6.86	11.6	19.7	23.4	24.0	24.7	22.0	14.5	7.12	10.5	16.1	19.0	18.7	18.9	17.3			
55	13.0	7.02	12.4	20.8	24.7	25.2	26.1	23.9	15.4	7.12	10.9	17.1	20.2	19.6	20.2	18.7			
60	13.6	7.20	12.9	21.7	25.9	25.9	27.3	25.9	16.1	7.10	11.2	17.9	21.2	20.4	21.0	20.1			
65	14.2	7.37	13.1	22.7	27.0	26.5	28.0	27.5	16.7	7.04	11.4	18.5	22.0	20.7	21.6	21.4			
70	14.7	7.43	13.2	23.5	28.0	27.1	28.4	29.0	17.1	6.96	11.4	19.0	22.6	20.9	21.9	22.6			
75	15.0	7.17	13.3	24.1	28.8	27.5	28.7	28.9	17.3	6.83	11.3	19.3	23.1	21.0	22.0	23.5			
80	15.2	6.61	13.3	24.5	29.4	27.8	28.8	27.9	17.5	6.67	11.3	19.5	23.4	20.9	21.9	24.0			
85	15.3	6.20	13.3	24.7	29.7	27.9	28.7	27.6	17.5	6.56	11.1	19.6	23.5	20.7	21.8	24.1			
90	15.2	5.89	13.2	24.7	29.9	27.8	28.4	27.5	16.8	6.16	10.9	19.6	23.4	20.5	21.4	23.8			
95	15.0	5.73	13.0	24.6	29.9	27.7	28.0	27.2	9.47	6.03	10.7	19.5	23.3	20.3	21.3	23.5			
100	14.8	5.31	12.7	24.2	29.7	27.4	27.5	26.1	0.85	5.57	10.4	19.2	23.1	19.9	21.0	21.6			
105	14.5	2.54	12.3	23.6	14.8	26.9	26.8	7.78	0.08	1.10	9.87	18.7	22.1	19.4	20.5	0.61			
110	13.8	0.11	11.5	22.7	0.17	26.0	25.1	0.13	0.06	0.07	8.52	17.7	0.30	1.57	17.4	0.15			
115	11.3	0.09	7.81	21.3	0.14	24.4	15.3	0.10	0.06	0.06	2.97	15.7	0.15	16.3	4.05	0.14			
120	2.68	0.09	1.44	16.6	0.11	18.9	1.77	0.09	0.06	0.06	0.09	7.32	0.14	7.16	0.13	0.13			
125	0.14	0.09	0.06	6.13	0.10	6.73	0.10	0.10	0.07	0.06	0.08	0.40	0.11	0.28	0.12	0.11			
130	0.17	0.09	0.05	0.17	0.09	0.16	0.09	0.10	0.33	0.07	0.08	0.10	0.10	0.12	0.11	0.10			
135	0.28	0.09	0.05	0.06	0.08	0.08	0.08	0.09	1.84	0.07	0.08	0.09	0.10	0.11	0.10	0.09			
140	0.88	0.08	0.06	0.06	0.07	0.08	0.08	0.08	3.01	0.07	0.08	0.08	0.09	0.10	0.09	0.08			
145	1.97	0.08	0.06	0.05	0.06	0.07	0.07	0.08	2.72	0.07	0.07	0.08	0.08	0.09	0.08	0.08			
150	1.99	0.09	0.06	0.05	0.06	0.06	0.06	0.08	2.06	0.07	0.07	0.08	0.08	0.08	0.07	0.16			
155	1.42	0.10	0.05	0.05	0.05	0.06	0.06	0.07	1.43	0.17	0.07	0.07	0.07	0.07	0.07	1.25			
160	1.02	0.10	0.06	0.05	0.05	0.05	0.05	0.07	0.81	0.43	0.06	0.07	0.07	0.07	0.06	2.66			
165	0.58	0.08	0.07	0.05	0.05	0.05	0.06	0.09	0.29	0.37	0.06	0.06	0.06	0.06	0.06	1.36			
170	0.29	0.07	0.06	0.06	0.05	0.05	0.05	0.06	0.05	0.05	0.06	0.06	0.06	0.06	0.20	0.59			
175	0.06	0.05	0.05	0.05	0.05	0.05	0.05	0.05	0.05	0.05	0.06	0.05	0.06	0.05	0.05	0.05			
180	0.05	0.05	0.05	0.05	0.05	0.05	0.05	0.05	0.05	0.05	0.05	0.05	0.05	0.05	0.05	0.05			

C Range: 0 - 360DEG
C Interval: 22.5DEG
Test Speed: HIGH
Temperature:25.3DEG
Operators:DAMIN
Test Date:2022-05-05

γ Range: 0 - 180DEG
γ Interval: 1.0DEG
Test System:EVERFINE GO-3000H_V1 SYSTEM V2.00.411
Humidity:65.0%
Test Distance:9.000m [K=1.0000]
Remarks: