

Report No.:

Test Time: 2022/8/16 10:39

Luminaire Property

Luminaire Manufacturer:

Luminaire Description: 490681 LED-MF-4W-3000K-12V

Voltage: 12.0 V

Current: 0.324 A

Power: 3.59 W

Power Factor: 0.924

Photometric Results

CIE Class: Direct

Total Rated Lamp Lumens: 413.9 lm

Measurement Flux: 413.9 lm

Efficiency: 100%

Downward Ratio: 99%

Upward Ratio: 1%

Horizontal Diffuse Angle(10%,50%,75%,100%): H156.9,H90.4,H59.1,H3

Vertical Diffuse Angle(10%,50%,75%,100%): V160.2,V120.8,V92.9,V20

Luminaire Efficacy Rating (LER): 115.34

Central Intensity: 149.42 cd


Max. Intensity: 154.59 cd

Pos of Max. Intensity: H90 V20

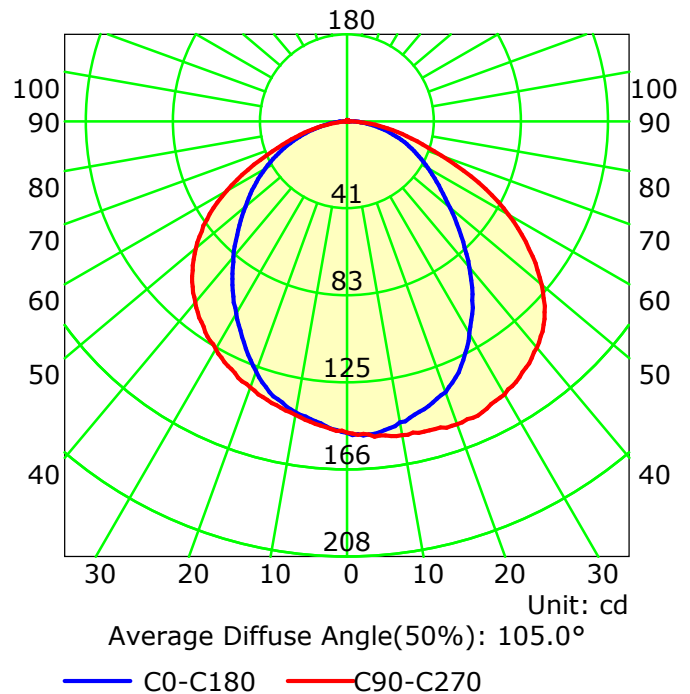
S/MH(C0/C180): 1.13

S/MH(C90/C270): 1.38

Picture Of Luminaire



Luminous Intensity Distribution Curve



C Plane (°):0.0-360.0: 30.0

Gamma Plane (°):0.0-180.0:1.0

Test Lab:

Test Device: GPM-1800B

Test Type: TYPE C

Distance: 11.655 m [K=1.0000]

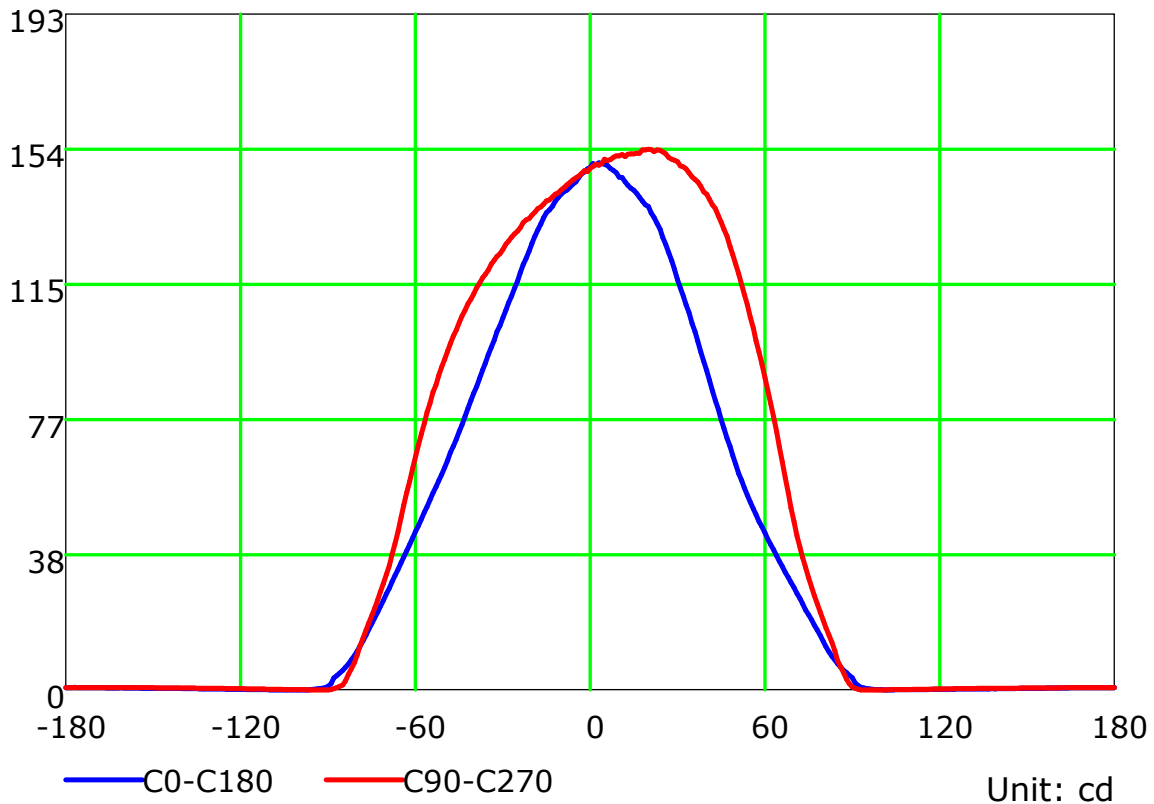
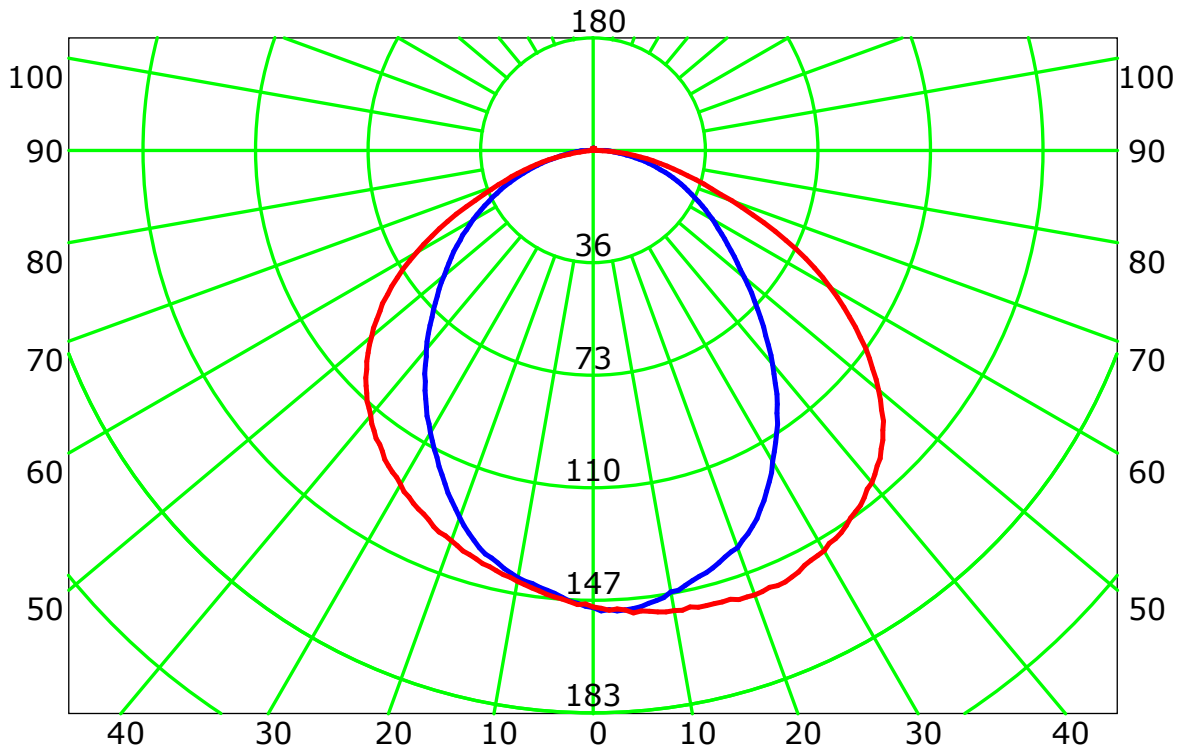
Temperature:

Humidity:

Operator:

Inspector:

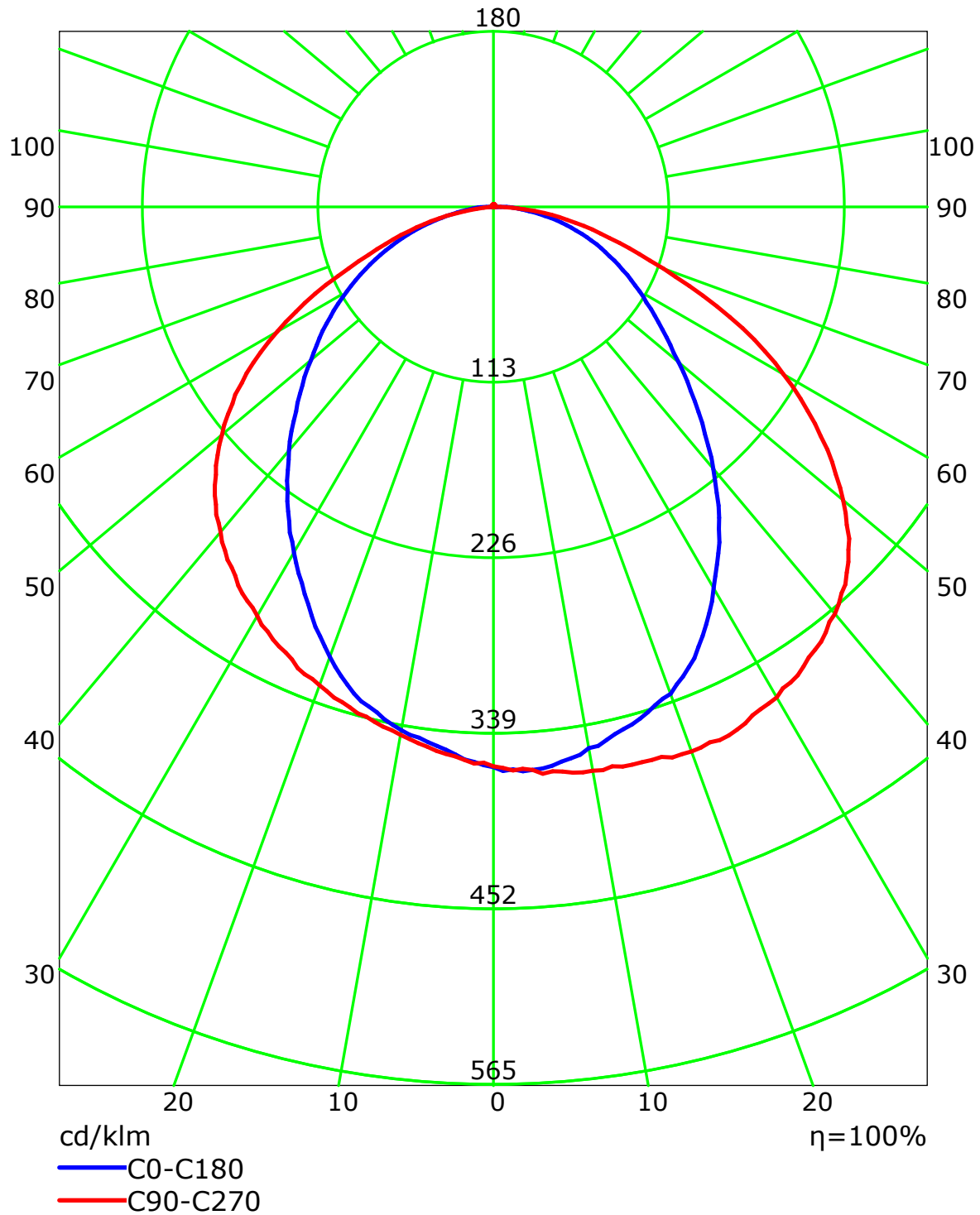
Luminous Intensity Distribution Curve



C Plane (°):0.0-360.0: 30.0
 Test Lab:
 Test Type: TYPE C
 Temperature:
 Operator:

Gamma Plane (°):0.0-180.0:1.0
 Test Device: GPM-1800B
 Distance: 11.655 m [K=1.0000]
 Humidity:
 Inspector:

Luminous Intensity Distribution Curve(cd/klm)



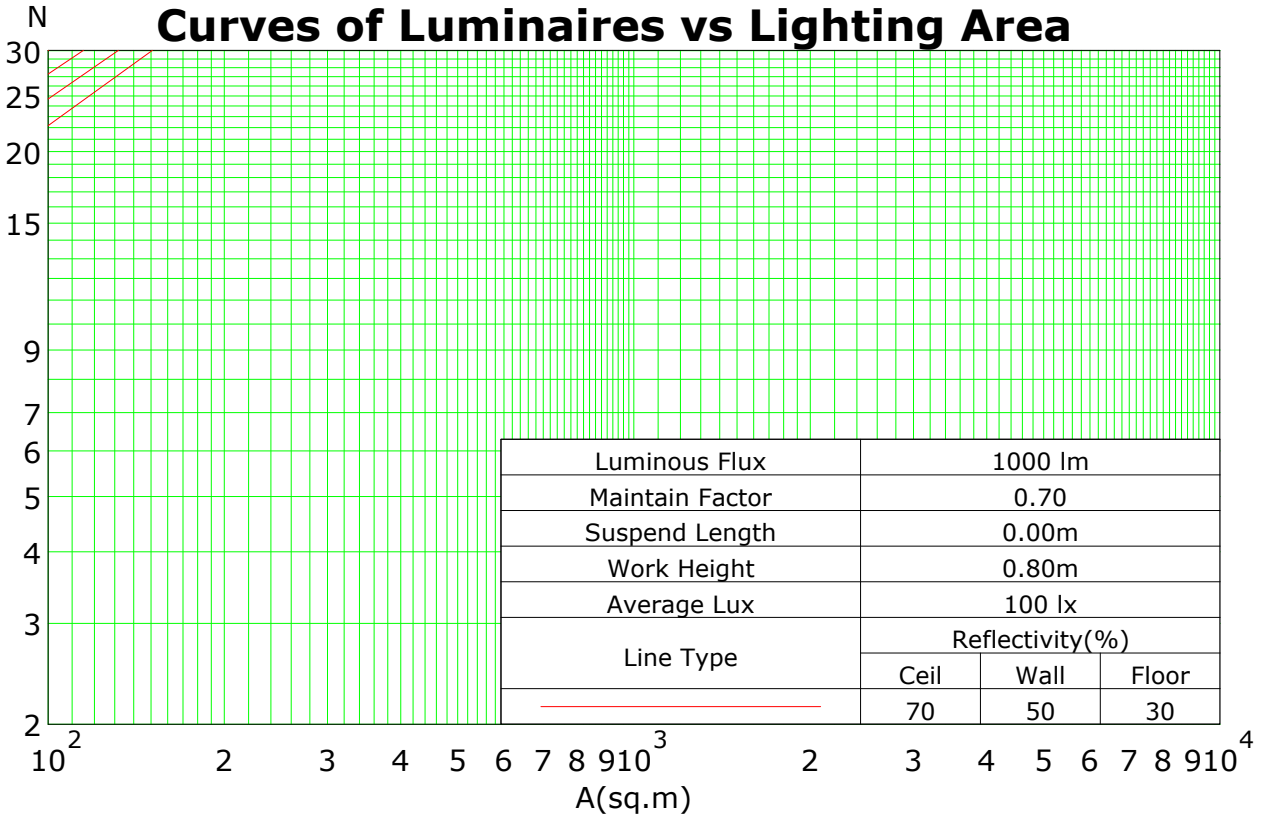
C Plane (°):0.0-360.0: 30.0
 Test Lab:
 Test Type: TYPE C
 Temperature:
 Operator:

Gamma Plane (°):0.0-180.0:1.0
 Test Device: GPM-1800B
 Distance: 11.655 m [K=1.0000]
 Humidity:
 Inspector:

Coefficients Of Utilization - Zonal Cavity Method

RC	0.8	0.8	0.8	0.8	0.7	0.7	0.7	0.7	0.5	0.5	0.5	0.3	0.3	0.3	0.1	0.1	0.1	0
RW	0.7	0.5	0.3	0.1	0.7	0.5	0.3	0.1	0.5	0.3	0.1	0.5	0.3	0.1	0.5	0.3	0.1	0
RCR	RF = 0.2																	
0	119	119	119	119	116	116	116	116	111	111	111	106	106	106	102	102	102	99
1	109	104	100	96	106	102	98	94	97	94	91	93	91	89	90	88	86	84
2	99	91	84	79	96	89	83	78	85	80	76	82	78	74	79	75	72	70
3	90	80	72	65	88	78	71	65	75	69	64	72	67	62	70	65	61	59
4	83	71	62	56	80	70	61	55	67	60	54	65	58	54	62	57	53	51
5	76	63	54	48	74	62	54	48	60	53	47	58	52	46	56	50	46	44
6	70	57	48	42	68	56	48	42	54	47	41	53	46	41	51	45	40	38
7	65	52	43	37	63	51	43	37	49	42	36	48	41	36	46	40	36	34
8	61	47	39	33	59	47	38	33	45	38	33	44	37	32	43	37	32	30
9	57	43	35	30	55	43	35	30	42	34	29	40	34	29	39	33	29	27
10	53	40	32	27	52	39	32	27	38	31	27	37	31	27	37	31	26	25

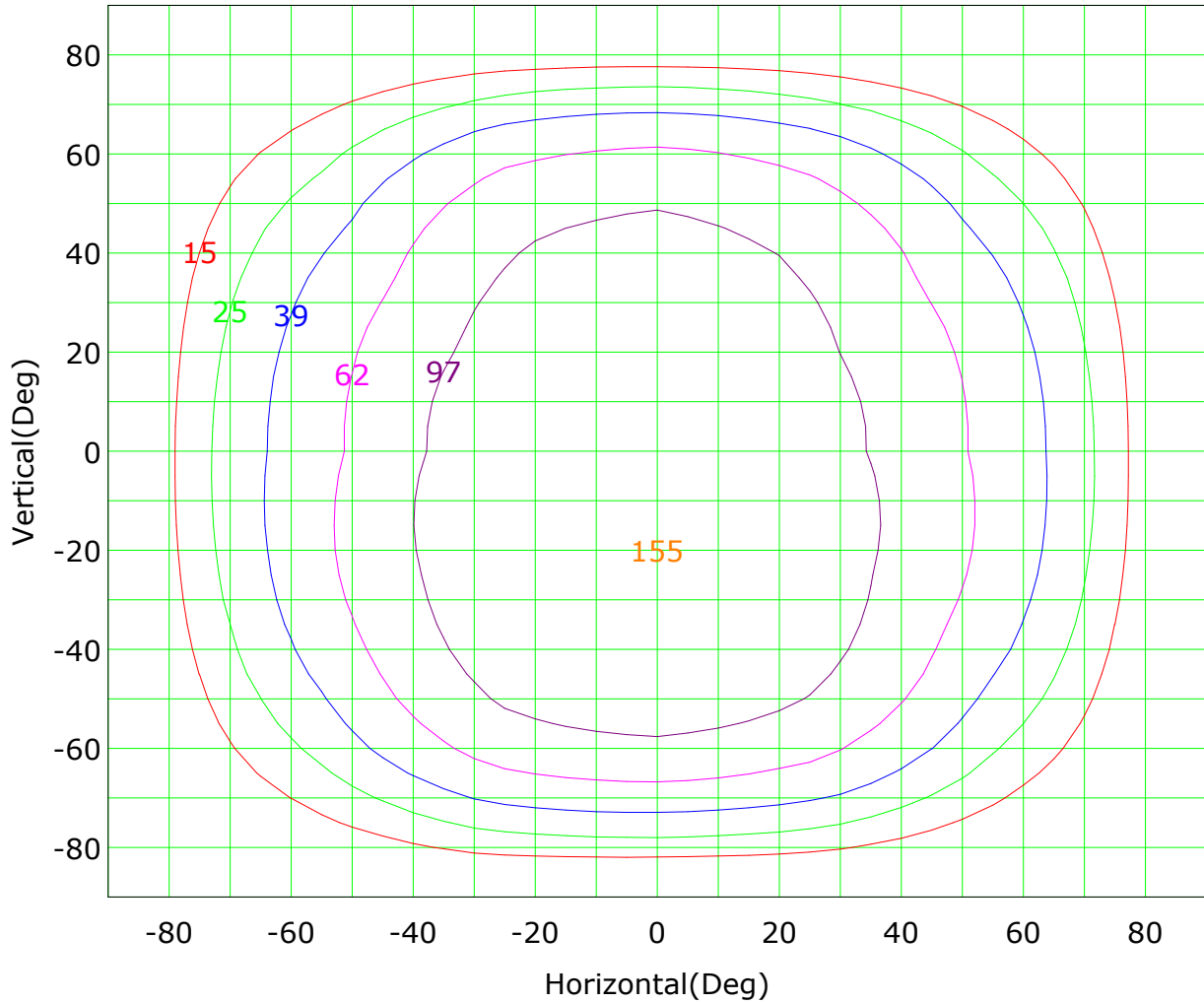
Spacing Criteria (0-180): 1.13
 Spacing Criteria (90-270): 1.38
 Spacing Criteria (Diagonal): 1.37



C Plane (°):0.0-360.0: 30.0
 Test Lab:
 Test Type: TYPE C
 Temperature:
 Operator:

Gamma Plane (°):0.0-180.0:1.0
 Test Device: GPM-1800B
 Distance: 11.655 m [K=1.0000]
 Humidity:
 Inspector:

Isocandela (rectangle)



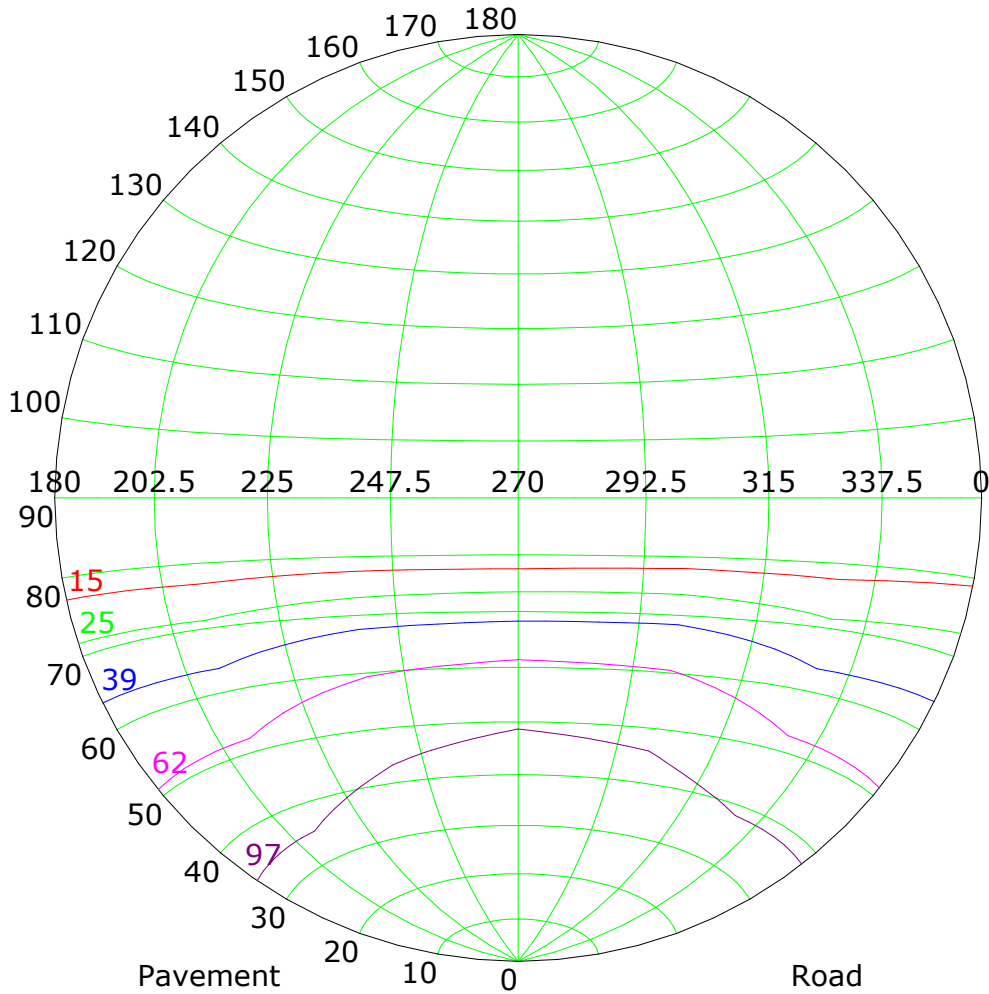
Imax (100%): 155 cd

— (10%):	15 cd	— (16%):	25 cd
— (25%):	39 cd	— (40%):	62 cd
— (63%):	97 cd	— (100%):	155 cd

C Plane (°):0.0-360.0: 30.0
 Test Lab:
 Test Type: TYPE C
 Temperature:
 Operator:

Gamma Plane (°):0.0-180.0:1.0
 Test Device: GPM-1800B
 Distance: 11.655 m [K=1.0000]
 Humidity:
 Inspector:

Isocandela (sphere)



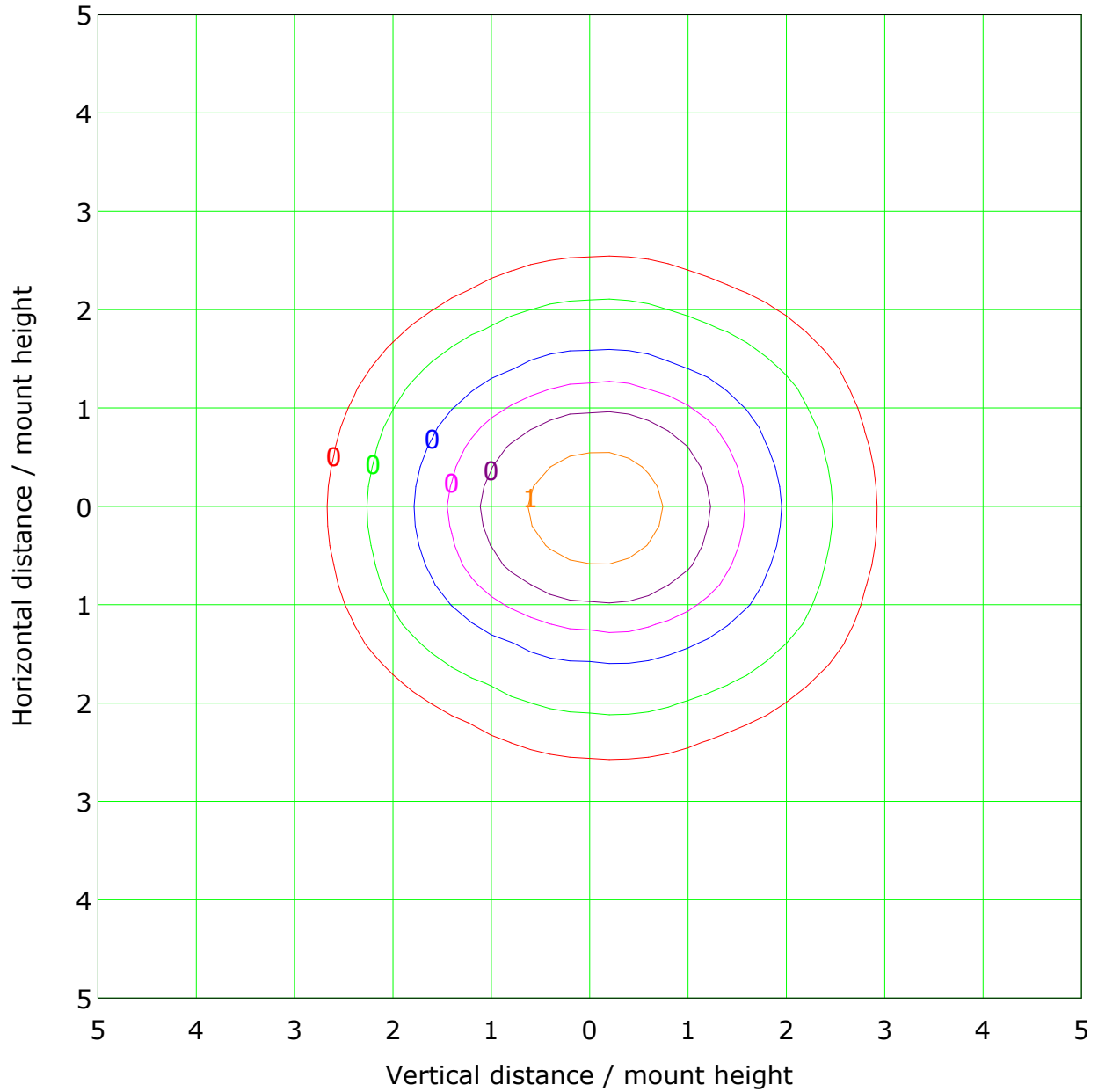
Imax (100%): 155 cd

— (10%):	15 cd	— (16%):	25 cd
— (25%):	39 cd	— (40%):	62 cd
— (63%):	97 cd	— (100%):	155 cd

C Plane (°):0.0-360.0: 30.0
 Test Lab:
 Test Type: TYPE C
 Temperature:
 Operator:

Gamma Plane (°):0.0-180.0:1.0
 Test Device: GPM-1800B
 Distance: 11.655 m [K=1.0000]
 Humidity:
 Inspector:

IsoLux Plot



Mounting Height: 10.0m Max Lux(100%): 1.5 lx

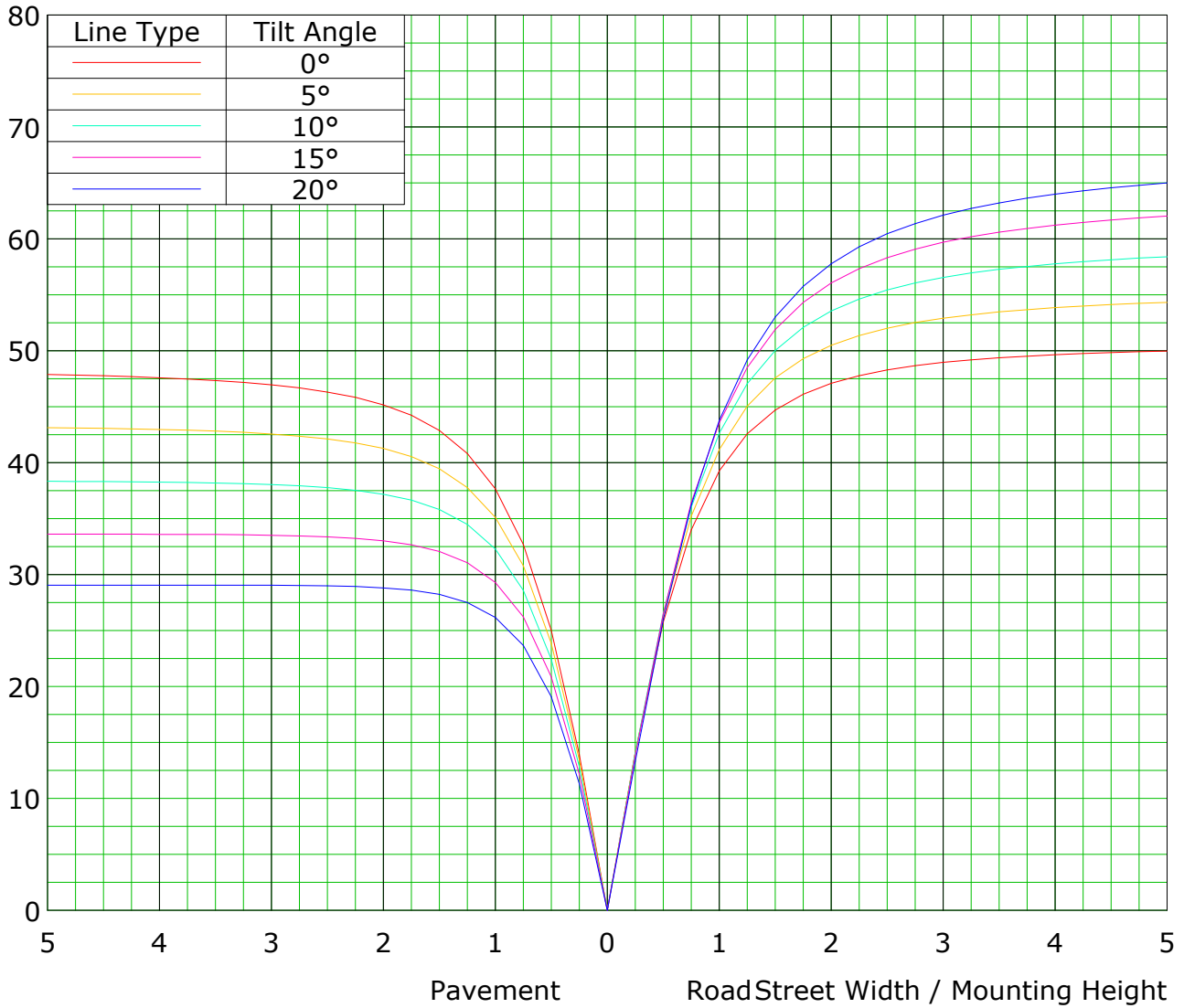
(1%): 0.0 lx	(2%): 0.0 lx
(5%): 0.1 lx	(10%): 0.2 lx
(20%): 0.3 lx	(50%): 0.8 lx
(100%): 1.5 lx	

C Plane (°):0.0-360.0: 30.0
 Test Lab:
 Test Type: TYPE C
 Temperature:
 Operator:

Gamma Plane (°):0.0-180.0:1.0
 Test Device: GPM-1800B
 Distance: 11.655 m [K=1.0000]
 Humidity:
 Inspector:

Roadway CU Curve

Efficiency(%)

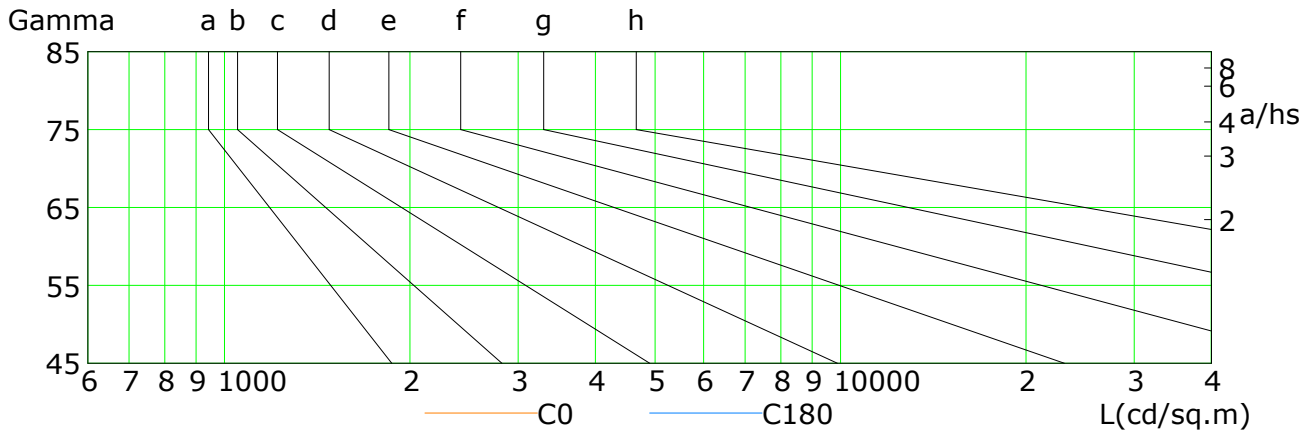
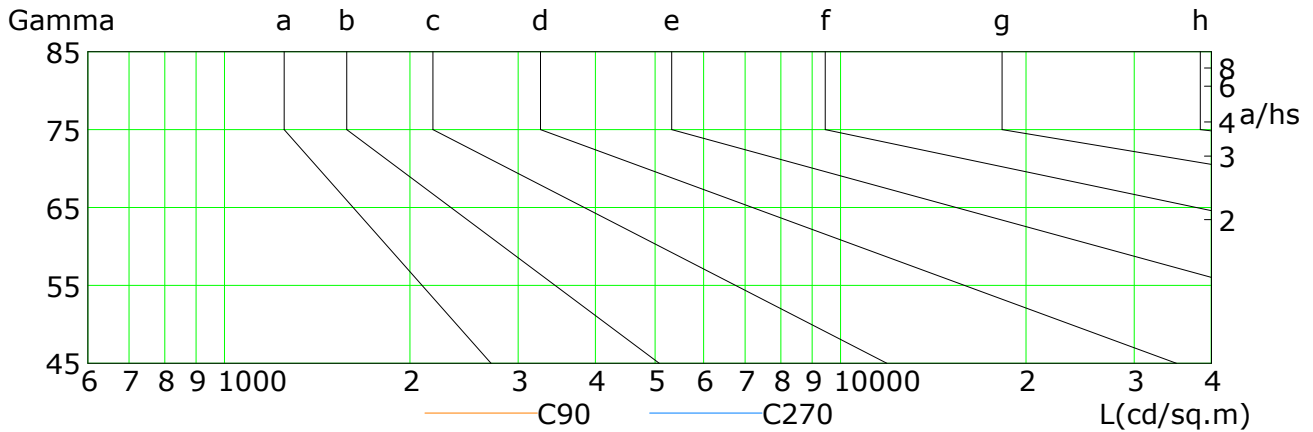


C Plane (°):0.0-360.0: 30.0
 Test Lab:
 Test Type: TYPE C
 Temperature:
 Operator:

Gamma Plane (°):0.0-180.0:1.0
 Test Device: GPM-1800B
 Distance: 11.655 m [K=1.0000]
 Humidity:
 Inspector:

Lum Limit Curve

Dazzle	Quality	Illuminance (lx)							
		a	b	c	d	e	f	g	h
1.15	A	2000	1000	500	<=300				
1.50	B		2000	1000	500	<=300			
1.85	C			2000	1000	500	<=300		
2.20	D				2000	1000	500	<=300	
2.55	E					2000	1000	500	<=300




L(cd/sq.m)	G45	G50	G55	G60	G65	G70	G75	G80	G85
C0	77	65	54	45	37	29	22	14	8
C90	134	122	107	89	70	48	32	20	8
C180	74	64	54	45	36	28	19	11	6
C270	105	95	82	67	49	33	21	10	1

C Plane (°):0.0-360.0: 30.0
 Test Lab:
 Test Type: TYPE C
 Temperature:
 Operator:

Gamma Plane (°):0.0-180.0:1.0
 Test Device: GPM-1800B
 Distance: 11.655 m [K=1.0000]
 Humidity:
 Inspector:

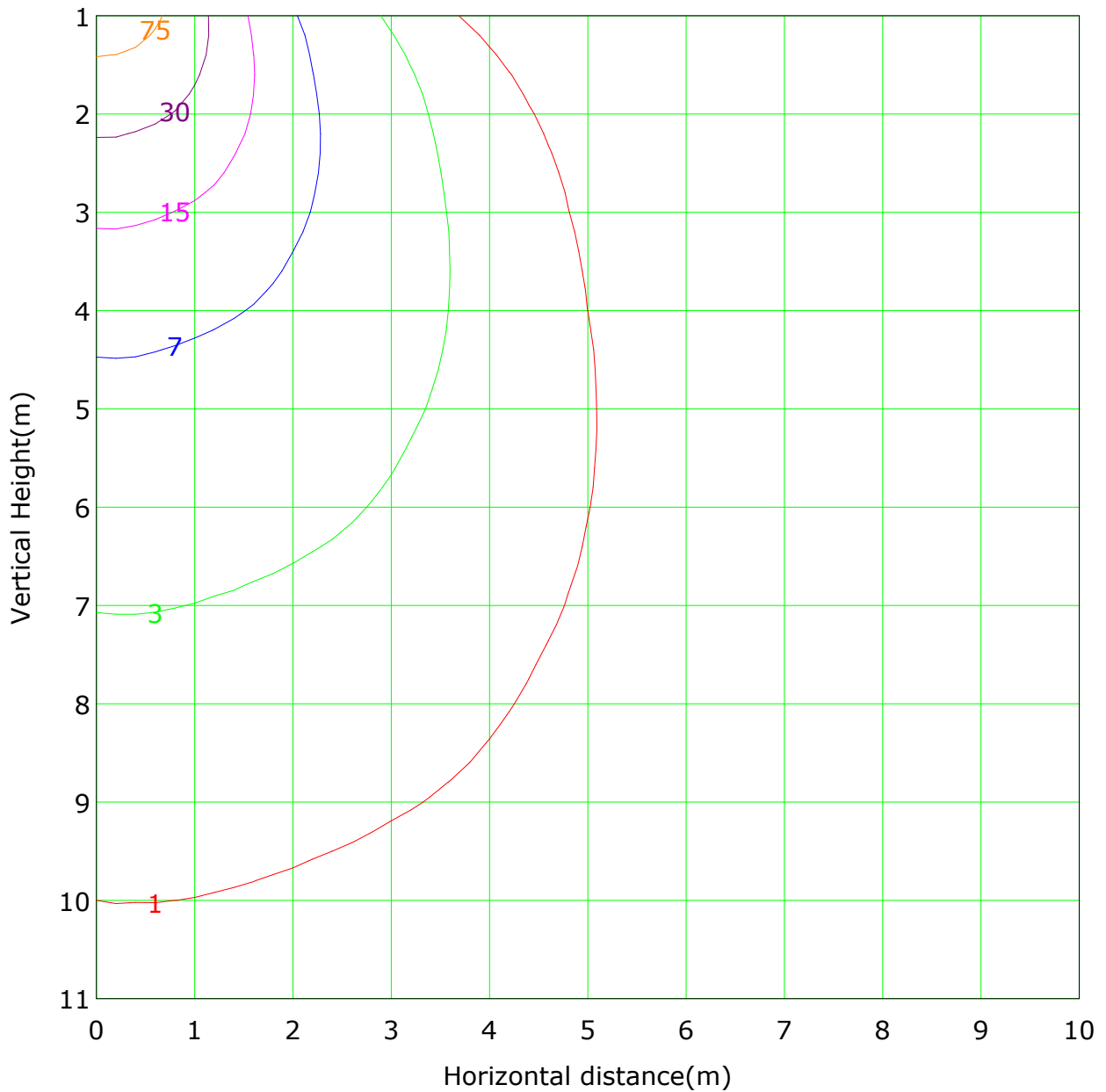
Illuminance at a Distance



C Plane (°):0.0-360.0: 30.0
 Test Lab:
 Test Type: TYPE C
 Temperature:
 Operator:

Gamma Plane (°):0.0-180.0:1.0
 Test Device: GPM-1800B
 Distance: 11.655 m [K=1.0000]
 Humidity:
 Inspector:

Vertical IsoLux Plot

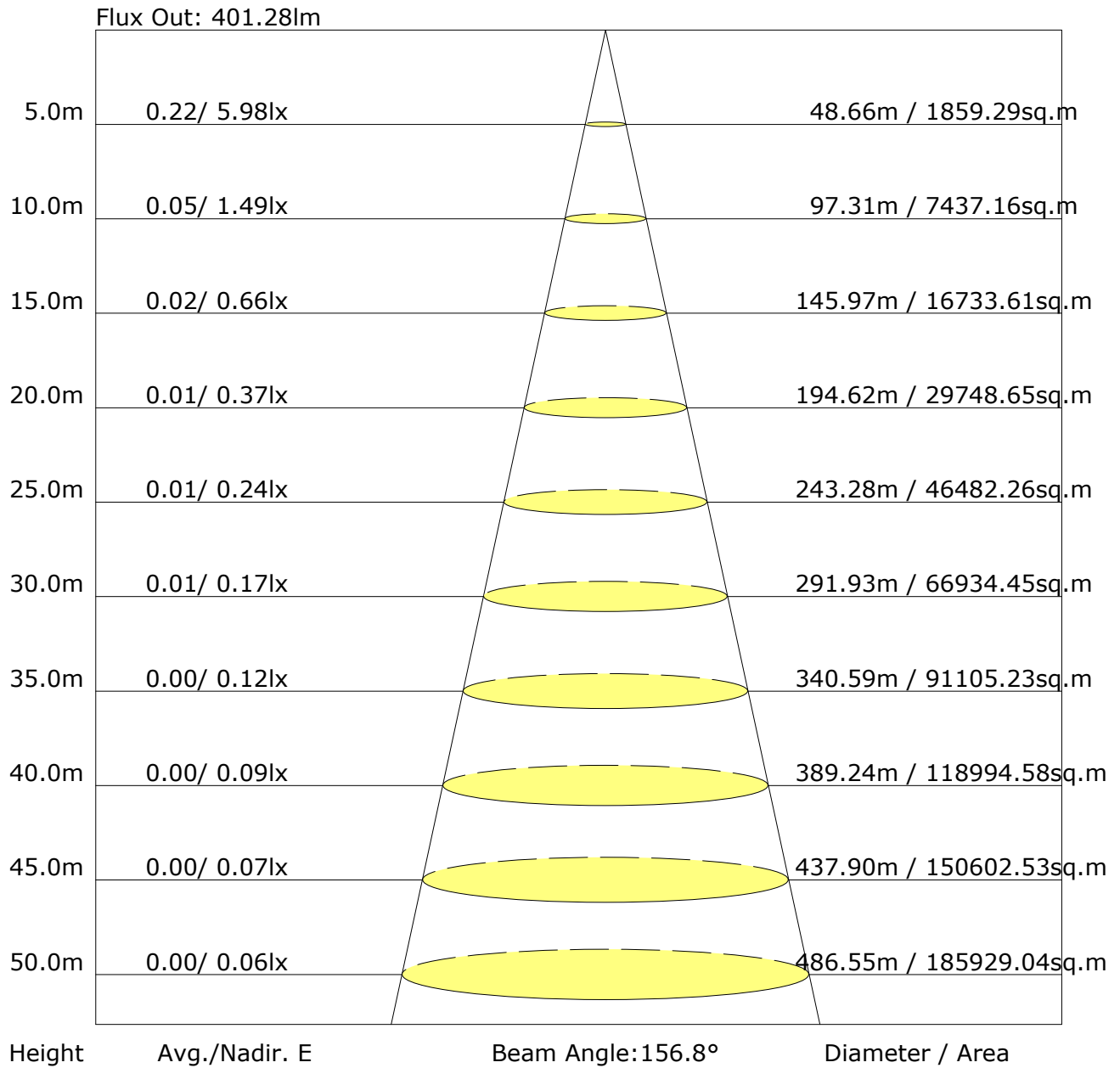


Lowest(m): 1.0m	Highest(m): 11.0m	Max Lux: 149.4 lx
— (1%): 1.5 lx	— (2%): 3.0 lx	
— (5%): 7.5 lx	— (10%): 14.9 lx	
— (20%): 29.9 lx	— (50%): 74.7 lx	
— (100%): 149.4 lx		

C Plane (°):0.0-360.0: 30.0
 Test Lab:
 Test Type: TYPE C
 Temperature:
 Operator:

Gamma Plane (°):0.0-180.0:1.0
 Test Device: GPM-1800B
 Distance: 11.655 m [K=1.0000]
 Humidity:
 Inspector:

The Average Illuminance Effective Figure



C Plane (°):0.0-360.0: 30.0
 Test Lab:
 Test Type: TYPE C
 Temperature:
 Operator:

Gamma Plane (°):0.0-180.0:1.0
 Test Device: GPM-1800B
 Distance: 11.655 m [K=1.0000]
 Humidity:
 Inspector:

UGR Table

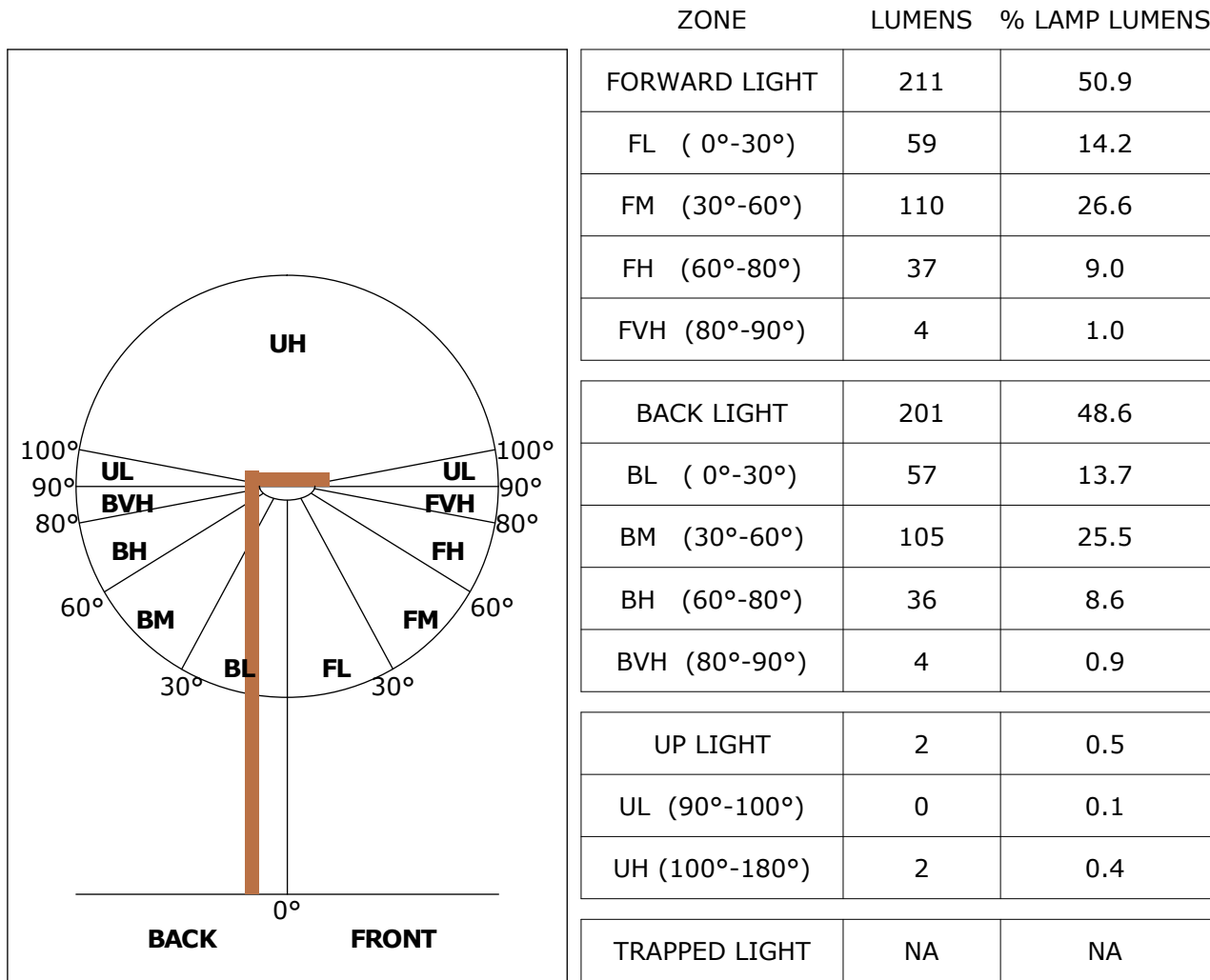
Reflectance:											
Ceiling (cavity)	0.7	0.7	0.5	0.5	0.3	0.7	0.7	0.5	0.5	0.3	
Wall	0.5	0.3	0.5	0.3	0.3	0.5	0.3	0.5	0.3	0.3	
Reference plane	0.2	0.2	0.2	0.2	0.2	0.2	0.2	0.2	0.2	0.2	
Room dimensions	Viewed crosswise					Viewed endwise					
X=2H Y=2H	-1.\$	-1.\$	-1.\$	-1.\$	-1.\$	-1.\$	-1.\$	-1.\$	-1.\$	-1.\$	-1.\$
3H	-1.\$	-1.\$	-1.\$	-1.\$	-1.\$	-1.\$	-1.\$	-1.\$	-1.\$	-1.\$	-1.\$
4H	-1.\$	-1.\$	-1.\$	-1.\$	-1.\$	-1.\$	-1.\$	-1.\$	-1.\$	-1.\$	-1.\$
6H	-1.\$	-1.\$	-1.\$	-1.\$	-1.\$	-1.\$	-1.\$	-1.\$	-1.\$	-1.\$	-1.\$
8H	-1.\$	-1.\$	-1.\$	-1.\$	-1.\$	-1.\$	-1.\$	-1.\$	-1.\$	-1.\$	-1.\$
12H	-1.\$	-1.\$	-1.\$	-1.\$	-1.\$	-1.\$	-1.\$	-1.\$	-1.\$	-1.\$	-1.\$
X=4H Y=2H	-1.\$	-1.\$	-1.\$	-1.\$	-1.\$	-1.\$	-1.\$	-1.\$	-1.\$	-1.\$	-1.\$
3H	-1.\$	-1.\$	-1.\$	-1.\$	-1.\$	-1.\$	-1.\$	-1.\$	-1.\$	-1.\$	-1.\$
4H	-1.\$	-1.\$	-1.\$	-1.\$	-1.\$	-1.\$	-1.\$	-1.\$	-1.\$	-1.\$	-1.\$
6H	-1.\$	-1.\$	-1.\$	-1.\$	-1.\$	-1.\$	-1.\$	-1.\$	-1.\$	-1.\$	-1.\$
8H	-1.\$	-1.\$	-1.\$	-1.\$	-1.\$	-1.\$	-1.\$	-1.\$	-1.\$	-1.\$	-1.\$
12H	-1.\$	-1.\$	-1.\$	-1.\$	-1.\$	-1.\$	-1.\$	-1.\$	-1.\$	-1.\$	-1.\$
X=8H Y=4H	-1.\$	-1.\$	-1.\$	-1.\$	-1.\$	-1.\$	-1.\$	-1.\$	-1.\$	-1.\$	-1.\$
6H	-1.\$	-1.\$	-1.\$	-1.\$	-1.\$	-1.\$	-1.\$	-1.\$	-1.\$	-1.\$	-1.\$
8H	-1.\$	-1.\$	-1.\$	-1.\$	-1.\$	-1.\$	-1.\$	-1.\$	-1.\$	-1.\$	-1.\$
12H	-1.\$	-1.\$	-1.\$	-1.\$	-1.\$	-1.\$	-1.\$	-1.\$	-1.\$	-1.\$	-1.\$
X=12H Y=4H	-1.\$	-1.\$	-1.\$	-1.\$	-1.\$	-1.\$	-1.\$	-1.\$	-1.\$	-1.\$	-1.\$
6H	-1.\$	-1.\$	-1.\$	-1.\$	-1.\$	-1.\$	-1.\$	-1.\$	-1.\$	-1.\$	-1.\$
8H	-1.\$	-1.\$	-1.\$	-1.\$	-1.\$	-1.\$	-1.\$	-1.\$	-1.\$	-1.\$	-1.\$
Variations with the observer position at spacings:											
S=1.0H	-1.\$/-1.\$					-1.\$/-1.\$					
S=1.5H	-1.\$/-1.\$					-1.\$/-1.\$					
S=2.0H	-1.\$/-1.\$					-1.\$/-1.\$					

Calculate in accordance with CIE Pub.117. The table is revised with 414lm ($8\log(F/F_0) = -3.1$).

C Plane (°):0.0-360.0: 30.0
 Test Lab:
 Test Type: TYPE C
 Temperature:
 Operator:

Gamma Plane (°):0.0-180.0:1.0
 Test Device: GPM-1800B
 Distance: 11.655 m [K=1.0000]
 Humidity:
 Inspector:

FLUX DISTRIBUTION TABLE BASED ON THE IESNA LUMINAIRE CLASSIFICATION SYSTEM

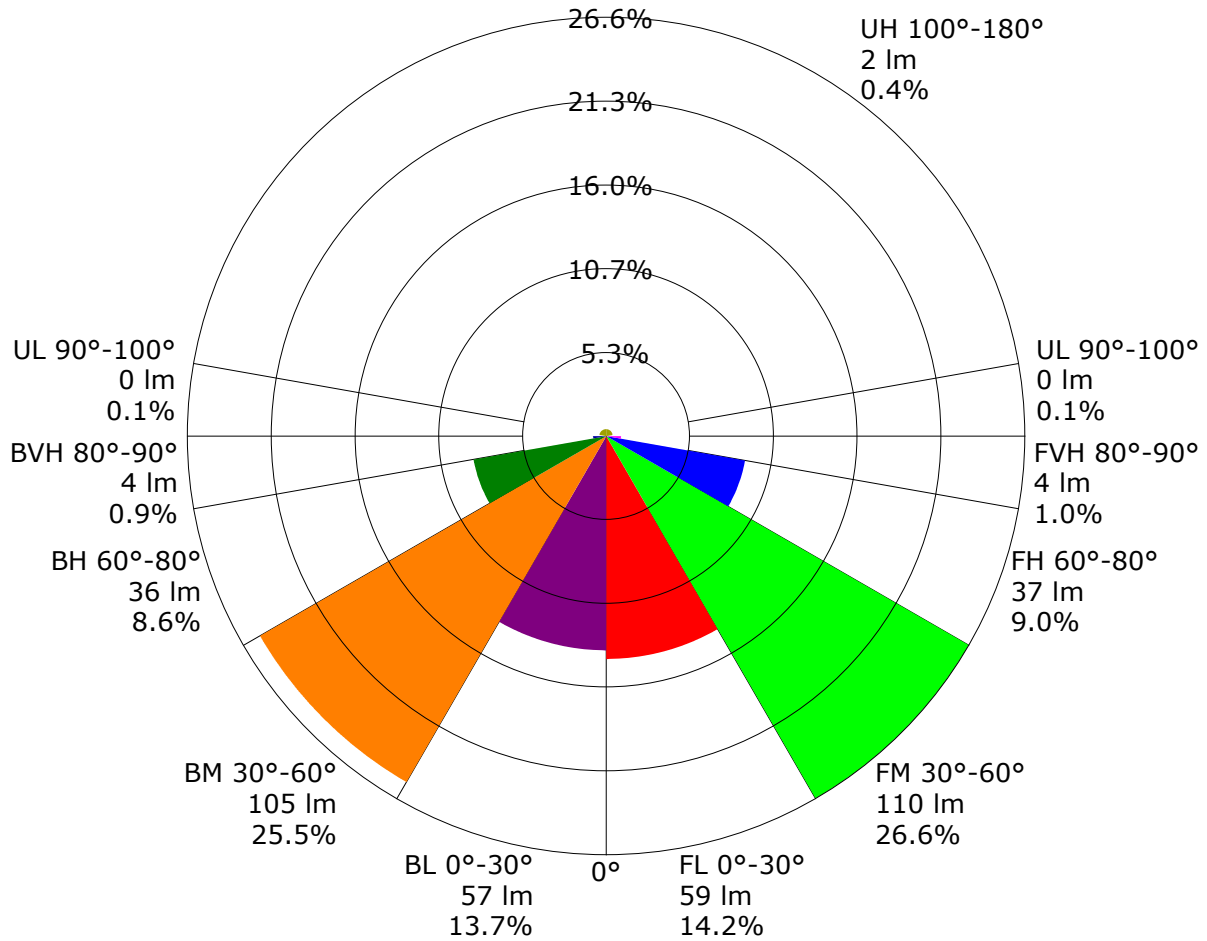


BUG(Backlight, Uplight, Glare) Rating Base On TM-15-07	
Asymmetrical Luminaire Types (Type I,II,III,IV)	B0 U1 G0
Quadrilateral Symmetrical Luminaire Types (Type V,Area Light)	B0 U1 G0

C Plane (°):0.0-360.0: 30.0
 Test Lab:
 Test Type: TYPE C
 Temperature:
 Operator:

Gamma Plane (°):0.0-180.0:1.0
 Test Device: GPM-1800B
 Distance: 11.655 m [K=1.0000]
 Humidity:
 Inspector:

LCS Graph



Back Light

Forward Light

Scale= MAX LCS%

Trapped Light:NA,NA

C Plane (°):0.0-360.0: 30.0
 Test Lab:
 Test Type: TYPE C
 Temperature:
 Operator:

Gamma Plane (°):0.0-180.0:1.0
 Test Device: GPM-1800B
 Distance: 11.655 m [K=1.0000]
 Humidity:
 Inspector:

Utilisation Factor Table(Floor cavity)

Utilisation Factors UF(F)			SHR NOM = 1.25									
Room Reflectance			Room Index(RI)									
Ceiling	Wall	Floor	0.75	1.00	1.25	1.50	2.00	2.50	3.00	4.00	5.00	
0.70	0.50	0.20	0.57	0.68	0.75	0.80	0.88	0.93	0.96	1.01	1.03	
	0.30		0.49	0.60	0.68	0.73	0.82	0.87	0.91	0.96	1.00	
	0.20		0.44	0.54	0.62	0.68	0.76	0.82	0.87	0.93	0.97	
0.50	0.50	0.20	0.56	0.66	0.73	0.78	0.84	0.89	0.92	0.96	0.99	
	0.30		0.49	0.59	0.66	0.72	0.79	0.84	0.88	0.93	0.96	
	0.20		0.43	0.54	0.61	0.67	0.75	0.80	0.85	0.90	0.94	
0.30	0.50	0.20	0.54	0.64	0.70	0.75	0.81	0.86	0.89	0.93	0.95	
	0.30		0.48	0.58	0.65	0.70	0.77	0.82	0.85	0.90	0.93	
	0.20		0.43	0.53	0.60	0.66	0.73	0.79	0.82	0.87	0.91	
0.00	0.00	0.00	0.41	0.51	0.58	0.63	0.70	0.75	0.78	0.83	0.86	
<p>Rating:4W Photometrically tested without ceiling board. Multiply UF values by service correction factors Calculate in accordance with CIBSE Technical Memorandum NO.5 1980</p>												

C Plane (°):0.0-360.0: 30.0
 Test Lab:
 Test Type: TYPE C
 Temperature:
 Operator:

Gamma Plane (°):0.0-180.0:1.0
 Test Device: GPM-1800B
 Distance: 11.655 m [K=1.0000]
 Humidity:
 Inspector:

Utilisation Factor Table(Wall)

Utilisation Factors UF(W)			SHR NOM = 1.25									
Room Reflectance			Room Index(RI)									
Ceiling	Wall	Floor	0.75	1.00	1.25	1.50	2.00	2.50	3.00	4.00	5.00	
0.70	0.50	0.20	0.99	0.81	0.69	0.60	0.48	0.40	0.34	0.26	0.21	
	0.30		0.82	0.69	0.60	0.53	0.43	0.36	0.31	0.25	0.20	
	0.20		0.71	0.61	0.53	0.48	0.39	0.34	0.29	0.23	0.19	
0.50	0.50	0.20	0.95	0.78	0.66	0.57	0.46	0.41	0.32	0.25	0.20	
	0.30		0.81	0.68	0.58	0.51	0.42	0.35	0.30	0.24	0.19	
	0.20		0.70	0.60	0.52	0.47	0.38	0.33	0.28	0.22	0.19	
0.30	0.50	0.20	0.92	0.75	0.63	0.55	0.44	0.36	0.31	0.24	0.19	
	0.30		0.79	0.66	0.57	0.50	0.40	0.34	0.29	0.23	0.19	
	0.20		0.69	0.59	0.51	0.46	0.37	0.32	0.27	0.22	0.18	
0.00	0.00	0.00	0.59	0.49	0.42	0.37	0.30	0.25	0.21	0.17	0.14	
<p>Rating:4W Photometrically tested without ceiling board. Multiply UF values by service correction factors Calculate in accordance with CIBSE Technical Memorandum NO.5 1980</p>												

C Plane (°):0.0-360.0: 30.0
 Test Lab:
 Test Type: TYPE C
 Temperature:
 Operator:

Gamma Plane (°):0.0-180.0:1.0
 Test Device: GPM-1800B
 Distance: 11.655 m [K=1.0000]
 Humidity:
 Inspector:

Utilisation Factor Table(Ceiling cavity)

Utilisation Factors UF(C)			SHR NOM = 1.25									
Room Reflectance			Room Index(RI)									
Ceiling	Wall	Floor	0.75	1.00	1.25	1.50	2.00	2.50	3.00	4.00	5.00	
0.70	0.50	0.20	0.17	0.18	0.19	0.19	0.20	0.21	0.21	0.22	0.22	
	0.30		0.10	0.12	0.13	0.14	0.16	0.17	0.18	0.19	0.20	
	0.20		0.05	0.07	0.08	0.10	0.12	0.13	0.14	0.16	0.17	
0.50	0.50	0.20	0.16	0.17	0.18	0.19	0.20	0.20	0.20	0.21	0.21	
	0.30		0.10	0.11	0.13	0.14	0.15	0.16	0.17	0.18	0.19	
	0.20		0.05	0.07	0.08	0.09	0.11	0.13	0.14	0.16	0.17	
0.30	0.50	0.20	0.16	0.17	0.17	0.18	0.19	0.19	0.20	0.20	0.20	
	0.30		0.10	0.11	0.12	0.13	0.15	0.16	0.16	0.18	0.18	
	0.20		0.05	0.07	0.08	0.09	0.11	0.13	0.14	0.15	0.16	
0.00	0.00	0.00	0.00	0.00	0.00	0.00	0.00	0.00	0.00	0.00	0.00	
<p>Rating:4W Photometrically tested without ceiling board. Multiply UF values by service correction factors Calculate in accordance with CIBSE Technical Memorandum NO.5 1980</p>												

C Plane (°):0.0-360.0: 30.0
 Test Lab:
 Test Type: TYPE C
 Temperature:
 Operator:

Gamma Plane (°):0.0-180.0:1.0
 Test Device: GPM-1800B
 Distance: 11.655 m [K=1.0000]
 Humidity:
 Inspector:

Zonal Lumen

Gamma [°]	I _{mean} [cd]	Zonal Flux [lm]	Sum Zonal Flux [lm]	Rel Zonal Flux [%]	Sum Rel Zonal Flux [%]
0.0-1.0	149.2	0.1	0.1	0.03	0.03
1.0-2.0	149.2	0.4	0.6	0.10	0.14
2.0-3.0	149.1	0.7	1.3	0.17	0.31
3.0-4.0	148.8	1.0	2.3	0.24	0.55
4.0-5.0	148.5	1.3	3.6	0.31	0.86
5.0-6.0	148.1	1.6	5.1	0.38	1.24
6.0-7.0	147.6	1.8	6.9	0.44	1.68
7.0-8.0	147.1	2.1	9.1	0.51	2.19
8.0-9.0	146.6	2.4	11.4	0.57	2.76
9.0-10.0	146.0	2.6	14.1	0.64	3.40
10.0-11.0	145.4	2.9	17.0	0.70	4.10
11.0-12.0	144.7	3.2	20.1	0.76	4.87
12.0-13.0	144.1	3.4	23.6	0.83	5.69
13.0-14.0	143.4	3.7	27.2	0.89	6.58
14.0-15.0	142.8	3.9	31.2	0.95	7.53
15.0-16.0	142.1	4.2	35.3	1.01	8.53
16.0-17.0	141.3	4.4	39.7	1.06	9.60
17.0-18.0	140.5	4.6	44.4	1.12	10.72
18.0-19.0	139.8	4.9	49.2	1.17	11.89
19.0-20.0	138.8	5.1	54.3	1.23	13.12
20.0-21.0	137.9	5.3	59.6	1.28	14.40
21.0-22.0	136.9	5.5	65.1	1.33	15.73
22.0-23.0	135.9	5.7	70.8	1.38	17.11
23.0-24.0	134.8	5.9	76.7	1.42	18.53
24.0-25.0	133.5	6.1	82.8	1.47	20.00
25.0-26.0	132.2	6.2	89.0	1.51	21.50
26.0-27.0	130.8	6.4	95.4	1.55	23.05
27.0-28.0	129.4	6.6	102.0	1.58	24.63
28.0-29.0	128.0	6.7	108.7	1.62	26.25
29.0-30.0	126.5	6.8	115.5	1.65	27.90
30.0-31.0	124.9	7.0	122.4	1.68	29.58
31.0-32.0	123.3	7.1	129.5	1.71	31.29
32.0-33.0	121.8	7.2	136.7	1.73	33.02
33.0-34.0	120.1	7.3	143.9	1.76	34.78
34.0-35.0	118.4	7.4	151.3	1.78	36.55
35.0-36.0	116.6	7.4	158.7	1.79	38.35

C Plane (°):0.0-360.0: 30.0
 Test Lab:
 Test Type: TYPE C
 Temperature:
 Operator:

Gamma Plane (°):0.0-180.0:1.0
 Test Device: GPM-1800B
 Distance: 11.655 m [K=1.0000]
 Humidity:
 Inspector:

Zonal Lumen (Continue 1)

Gamma [°]	I _{mean} [cd]	Zonal Flux [lm]	Sum Zonal Flux [lm]	Rel Zonal Flux [%]	Sum Rel Zonal Flux [%]
36.0-37.0	114.9	7.5	166.2	1.81	40.16
37.0-38.0	113.1	7.6	173.8	1.82	41.98
38.0-39.0	111.3	7.6	181.4	1.84	43.82
39.0-40.0	109.3	7.6	189.0	1.84	45.66
40.0-41.0	107.4	7.6	196.6	1.85	47.51
41.0-42.0	105.5	7.7	204.3	1.85	49.36
42.0-43.0	103.4	7.7	212.0	1.85	51.21
43.0-44.0	101.3	7.6	219.6	1.85	53.06
44.0-45.0	99.2	7.6	227.2	1.84	54.90
45.0-46.0	97.0	7.6	234.8	1.83	56.74
46.0-47.0	94.8	7.5	242.4	1.82	58.56
47.0-48.0	92.6	7.5	249.9	1.81	60.37
48.0-49.0	90.3	7.4	257.3	1.79	62.16
49.0-50.0	88.0	7.3	264.6	1.77	63.93
50.0-51.0	85.6	7.2	271.8	1.75	65.68
51.0-52.0	83.1	7.1	279.0	1.72	67.40
52.0-53.0	80.7	7.0	286.0	1.70	69.10
53.0-54.0	78.4	6.9	292.9	1.67	70.77
54.0-55.0	75.8	6.8	299.7	1.64	72.40
55.0-56.0	73.2	6.6	306.3	1.60	74.00
56.0-57.0	70.8	6.5	312.8	1.56	75.57
57.0-58.0	68.2	6.3	319.1	1.52	77.09
58.0-59.0	65.5	6.1	325.2	1.48	78.57
59.0-60.0	62.9	5.9	331.1	1.44	80.01
60.0-61.0	60.3	5.8	336.9	1.39	81.39
61.0-62.0	57.6	5.6	342.4	1.34	82.74
62.0-63.0	54.9	5.3	347.8	1.29	84.03
63.0-64.0	52.2	5.1	352.9	1.24	85.26
64.0-65.0	49.5	4.9	357.8	1.18	86.45
65.0-66.0	46.8	4.7	362.5	1.13	87.57
66.0-67.0	44.0	4.4	366.9	1.07	88.64
67.0-68.0	41.4	4.2	371.1	1.01	89.66
68.0-69.0	38.8	4.0	375.0	0.96	90.61
69.0-70.0	36.2	3.7	378.8	0.90	91.51
70.0-71.0	33.7	3.5	382.2	0.84	92.35
71.0-72.0	31.3	3.3	385.5	0.79	93.14

C Plane (°):0.0-360.0: 30.0
 Test Lab:
 Test Type: TYPE C
 Temperature:
 Operator:

Gamma Plane (°):0.0-180.0:1.0
 Test Device: GPM-1800B
 Distance: 11.655 m [K=1.0000]
 Humidity:
 Inspector:

Zonal Lumen (Continue 2)

Gamma [°]	I _{mean} [cd]	Zonal Flux [lm]	Sum Zonal Flux [lm]	Rel Zonal Flux [%]	Sum Rel Zonal Flux [%]
72.0-73.0	29.0	3.0	388.5	0.73	93.87
73.0-74.0	26.8	2.8	391.4	0.68	94.55
74.0-75.0	24.6	2.6	394.0	0.63	95.18
75.0-76.0	22.6	2.4	396.4	0.58	95.76
76.0-77.0	20.6	2.2	398.6	0.53	96.29
77.0-78.0	18.7	2.0	400.6	0.48	96.78
78.0-79.0	16.9	1.8	402.4	0.44	97.22
79.0-80.0	15.0	1.6	404.0	0.39	97.61
80.0-81.0	13.2	1.4	405.4	0.35	97.95
81.0-82.0	11.6	1.3	406.7	0.30	98.26
82.0-83.0	10.0	1.1	407.8	0.26	98.52
83.0-84.0	8.5	0.9	408.7	0.22	98.74
84.0-85.0	7.2	0.8	409.5	0.19	98.93
85.0-86.0	6.0	0.7	410.1	0.16	99.09
86.0-87.0	4.9	0.5	410.7	0.13	99.22
87.0-88.0	3.9	0.4	411.1	0.10	99.32
88.0-89.0	3.0	0.3	411.4	0.08	99.40
89.0-90.0	2.1	0.2	411.6	0.06	99.46
90.0-91.0	1.4	0.2	411.8	0.04	99.49
91.0-92.0	0.9	0.1	411.9	0.02	99.52
92.0-93.0	0.5	0.1	411.9	0.01	99.53
93.0-94.0	0.3	0.0	412.0	0.01	99.54
94.0-95.0	0.2	0.0	412.0	0.01	99.54
95.0-96.0	0.1	0.0	412.0	0.00	99.55
96.0-97.0	0.1	0.0	412.0	0.00	99.55
97.0-98.0	0.0	0.0	412.0	0.00	99.55
98.0-99.0	0.0	0.0	412.0	0.00	99.55
99.0-100.0	0.0	0.0	412.0	0.00	99.55
100.0-101.0	0.0	0.0	412.0	0.00	99.55
101.0-102.0	0.0	0.0	412.0	0.00	99.55
102.0-103.0	0.0	0.0	412.1	0.00	99.55
103.0-104.0	0.1	0.0	412.1	0.00	99.56
104.0-105.0	0.1	0.0	412.1	0.00	99.56
105.0-106.0	0.1	0.0	412.1	0.00	99.56
106.0-107.0	0.1	0.0	412.1	0.00	99.56
107.0-108.0	0.1	0.0	412.1	0.00	99.57

C Plane (°):0.0-360.0: 30.0
 Test Lab:
 Test Type: TYPE C
 Temperature:
 Operator:

Gamma Plane (°):0.0-180.0:1.0
 Test Device: GPM-1800B
 Distance: 11.655 m [K=1.0000]
 Humidity:
 Inspector:

Zonal Lumen (Continue 3)

Gamma [°]	I _{mean} [cd]	Zonal Flux [lm]	Sum Zonal Flux [lm]	Rel Zonal Flux [%]	Sum Rel Zonal Flux [%]
108.0-109.0	0.1	0.0	412.1	0.00	99.57
109.0-110.0	0.2	0.0	412.1	0.00	99.57
110.0-111.0	0.2	0.0	412.1	0.00	99.58
111.0-112.0	0.2	0.0	412.2	0.00	99.58
112.0-113.0	0.2	0.0	412.2	0.00	99.59
113.0-114.0	0.2	0.0	412.2	0.01	99.59
114.0-115.0	0.2	0.0	412.2	0.01	99.60
115.0-116.0	0.2	0.0	412.3	0.01	99.60
116.0-117.0	0.2	0.0	412.3	0.01	99.61
117.0-118.0	0.3	0.0	412.3	0.01	99.62
118.0-119.0	0.3	0.0	412.3	0.01	99.62
119.0-120.0	0.3	0.0	412.4	0.01	99.63
120.0-121.0	0.3	0.0	412.4	0.01	99.63
121.0-122.0	0.3	0.0	412.4	0.01	99.64
122.0-123.0	0.3	0.0	412.4	0.01	99.65
123.0-124.0	0.3	0.0	412.5	0.01	99.66
124.0-125.0	0.3	0.0	412.5	0.01	99.66
125.0-126.0	0.3	0.0	412.5	0.01	99.67
126.0-127.0	0.4	0.0	412.6	0.01	99.68
127.0-128.0	0.4	0.0	412.6	0.01	99.69
128.0-129.0	0.4	0.0	412.6	0.01	99.69
129.0-130.0	0.4	0.0	412.7	0.01	99.70
130.0-131.0	0.4	0.0	412.7	0.01	99.71
131.0-132.0	0.4	0.0	412.7	0.01	99.72
132.0-133.0	0.4	0.0	412.8	0.01	99.73
133.0-134.0	0.4	0.0	412.8	0.01	99.73
134.0-135.0	0.4	0.0	412.8	0.01	99.74
135.0-136.0	0.5	0.0	412.9	0.01	99.75
136.0-137.0	0.5	0.0	412.9	0.01	99.76
137.0-138.0	0.5	0.0	412.9	0.01	99.77
138.0-139.0	0.5	0.0	413.0	0.01	99.78
139.0-140.0	0.5	0.0	413.0	0.01	99.79
140.0-141.0	0.5	0.0	413.0	0.01	99.79
141.0-142.0	0.5	0.0	413.1	0.01	99.80
142.0-143.0	0.5	0.0	413.1	0.01	99.81
143.0-144.0	0.5	0.0	413.1	0.01	99.82

C Plane (°):0.0-360.0: 30.0
 Test Lab:
 Test Type: TYPE C
 Temperature:
 Operator:

Gamma Plane (°):0.0-180.0:1.0
 Test Device: GPM-1800B
 Distance: 11.655 m [K=1.0000]
 Humidity:
 Inspector:

Zonal Lumen (Continue 4)

Gamma [°]	I _{mean} [cd]	Zonal Flux [lm]	Sum Zonal Flux [lm]	Rel Zonal Flux [%]	Sum Rel Zonal Flux [%]
144.0-145.0	0.5	0.0	413.2	0.01	99.83
145.0-146.0	0.5	0.0	413.2	0.01	99.84
146.0-147.0	0.6	0.0	413.2	0.01	99.84
147.0-148.0	0.6	0.0	413.3	0.01	99.85
148.0-149.0	0.6	0.0	413.3	0.01	99.86
149.0-150.0	0.6	0.0	413.3	0.01	99.87
150.0-151.0	0.6	0.0	413.4	0.01	99.87
151.0-152.0	0.6	0.0	413.4	0.01	99.88
152.0-153.0	0.6	0.0	413.4	0.01	99.89
153.0-154.0	0.6	0.0	413.5	0.01	99.90
154.0-155.0	0.6	0.0	413.5	0.01	99.90
155.0-156.0	0.6	0.0	413.5	0.01	99.91
156.0-157.0	0.6	0.0	413.6	0.01	99.92
157.0-158.0	0.6	0.0	413.6	0.01	99.92
158.0-159.0	0.6	0.0	413.6	0.01	99.93
159.0-160.0	0.7	0.0	413.6	0.01	99.94
160.0-161.0	0.7	0.0	413.7	0.01	99.94
161.0-162.0	0.7	0.0	413.7	0.01	99.95
162.0-163.0	0.7	0.0	413.7	0.01	99.95
163.0-164.0	0.7	0.0	413.7	0.01	99.96
164.0-165.0	0.7	0.0	413.7	0.00	99.96
165.0-166.0	0.7	0.0	413.8	0.00	99.97
166.0-167.0	0.7	0.0	413.8	0.00	99.97
167.0-168.0	0.7	0.0	413.8	0.00	99.98
168.0-169.0	0.7	0.0	413.8	0.00	99.98
169.0-170.0	0.7	0.0	413.8	0.00	99.98
170.0-171.0	0.7	0.0	413.8	0.00	99.99
171.0-172.0	0.7	0.0	413.8	0.00	99.99
172.0-173.0	0.7	0.0	413.9	0.00	99.99
173.0-174.0	0.7	0.0	413.9	0.00	99.99
174.0-175.0	0.7	0.0	413.9	0.00	100.00
175.0-176.0	0.7	0.0	413.9	0.00	100.00
176.0-177.0	0.7	0.0	413.9	0.00	100.00
177.0-178.0	0.7	0.0	413.9	0.00	100.00
178.0-179.0	0.7	0.0	413.9	0.00	100.00
179.0-180.0	0.7	0.0	413.9	0.00	100.00

C Plane (°):0.0-360.0: 30.0
 Test Lab:
 Test Type: TYPE C
 Temperature:
 Operator:

Gamma Plane (°):0.0-180.0:1.0
 Test Device: GPM-1800B
 Distance: 11.655 m [K=1.0000]
 Humidity:
 Inspector:

Candlepower Table

Unit: cd

G\C	C0.0	C30.0	C60.0	C90.0	C120.0	C150.0	C180.0	C210.0	C240.0	C270.0
G0.0	149.4	149.3	149.1	149.2	149.1	149.1	149.4	149.3	149.1	149.2
G1.0	150.5	150.2	149.9	149.7	149.2	148.8	149.0	148.7	148.2	148.3
G2.0	150.1	150.2	150.3	150.4	149.7	149.0	148.1	147.5	147.9	148.6
G3.0	150.8	151.1	151.2	150.1	149.4	148.2	147.6	147.2	147.2	147.7
G4.0	150.6	151.4	152.0	150.5	149.0	147.5	146.4	145.8	146.2	146.9
G5.0	150.4	151.8	152.0	151.8	149.4	146.9	145.3	144.9	145.2	146.5
G6.0	149.9	151.5	152.4	151.4	149.1	146.4	144.6	143.3	144.2	145.9
G7.0	149.1	151.6	152.4	151.7	149.0	146.2	143.8	142.6	142.7	145.1
G8.0	148.6	150.9	153.1	152.4	149.1	145.1	143.0	141.8	142.2	144.4
G9.0	148.0	150.4	153.5	152.7	148.9	144.3	142.6	140.4	141.3	143.7
G10.0	146.6	150.1	153.2	152.7	148.7	144.2	141.8	140.1	140.2	143.0
G11.0	146.5	149.2	153.3	153.1	148.0	143.8	140.8	138.5	139.1	142.2
G12.0	145.4	148.8	153.0	152.5	148.0	143.4	139.8	137.4	138.2	141.8
G13.0	144.3	148.7	153.0	153.2	148.1	142.7	138.4	136.8	137.2	141.0
G14.0	143.5	147.8	152.3	153.3	147.4	142.2	137.3	135.3	136.5	140.2
G15.0	142.9	147.2	152.5	153.3	147.6	141.6	136.6	134.6	135.5	139.9
G16.0	142.0	146.7	152.4	153.5	147.2	140.8	135.0	133.2	134.6	138.9
G17.0	140.9	145.9	151.6	153.5	147.1	139.7	133.3	132.2	133.5	138.2
G18.0	139.8	145.5	151.6	154.4	146.9	139.3	131.6	130.5	132.8	137.7
G19.0	138.8	144.4	151.6	154.4	146.9	138.2	129.8	129.1	131.8	136.6
G20.0	138.2	144.1	151.4	154.6	146.3	136.7	127.7	126.7	130.5	135.8
G21.0	136.5	143.2	151.2	154.5	146.5	135.2	125.6	125.3	129.8	134.9
G22.0	135.1	142.5	151.4	154.0	146.6	134.1	123.5	123.6	128.7	134.5
G23.0	133.4	141.8	151.1	154.5	146.2	132.2	121.7	121.5	127.8	133.7
G24.0	131.8	140.6	150.3	154.4	145.2	130.6	119.3	119.8	126.8	132.1
G25.0	129.4	139.9	150.1	153.9	144.8	129.2	117.0	117.4	125.6	131.2
G26.0	127.4	138.4	149.5	153.3	144.4	127.9	114.9	115.5	124.2	130.4
G27.0	125.0	137.2	148.9	152.2	143.4	125.6	112.6	113.6	123.2	129.5
G28.0	122.7	136.3	148.1	151.7	142.4	124.2	110.8	111.5	121.7	128.3
G29.0	120.3	134.1	147.6	151.5	141.6	122.5	108.6	109.8	120.1	127.5
G30.0	117.4	132.5	146.7	151.1	141.1	121.2	106.5	107.5	119.2	126.0
G31.0	114.9	130.5	145.9	149.9	140.1	119.4	104.2	105.8	117.5	124.7
G32.0	112.5	128.6	144.6	149.6	138.8	117.3	102.5	103.8	116.2	124.0
G33.0	110.2	127.3	143.7	149.0	137.6	115.7	100.1	101.7	114.7	123.0
G34.0	107.9	124.9	142.9	147.9	135.8	113.9	98.0	99.3	112.9	121.8
G35.0	104.8	122.8	141.5	146.7	135.0	112.0	95.9	97.9	111.8	120.1
G36.0	102.5	120.8	140.4	146.0	133.5	109.7	93.5	95.8	109.8	118.8

C Plane (°):0.0-360.0: 30.0
 Test Lab:
 Test Type: TYPE C
 Temperature:
 Operator:

Gamma Plane (°):0.0-180.0:1.0
 Test Device: GPM-1800B
 Distance: 11.655 m [K=1.0000]
 Humidity:
 Inspector:

Candlepower Table (Continue 1)

Unit: cd

G\C	C0.0	C30.0	C60.0	C90.0	C120.0	C150.0	C180.0	C210.0	C240.0	C270.0
G37.0	99.8	118.3	139.0	145.3	132.7	107.8	91.5	93.8	108.3	117.9
G38.0	96.8	116.4	138.1	144.0	130.6	106.1	89.1	92.0	107.0	116.3
G39.0	94.0	114.5	136.7	142.4	129.4	103.8	86.8	89.8	104.9	115.0
G40.0	91.3	111.6	135.3	141.8	127.8	101.8	84.8	87.7	103.2	113.2
G41.0	88.7	109.3	134.0	140.4	126.2	99.3	82.9	85.8	101.4	111.8
G42.0	85.7	106.8	132.3	138.7	125.2	97.4	80.6	83.6	99.6	110.5
G43.0	82.8	104.1	130.2	137.7	123.1	95.2	78.2	81.5	97.7	108.6
G44.0	80.3	101.3	128.7	135.6	122.0	92.7	75.8	79.1	96.5	107.0
G45.0	77.4	99.1	126.7	133.9	120.1	90.4	74.0	77.4	94.3	105.1
G46.0	74.8	95.9	124.7	131.7	117.7	87.9	71.8	75.0	92.5	102.9
G47.0	72.0	93.3	122.8	129.8	115.9	85.8	69.7	72.7	90.6	101.3
G48.0	69.7	91.0	120.3	126.8	113.8	83.2	67.9	70.7	88.8	99.0
G49.0	67.2	88.0	118.6	124.5	111.7	80.8	65.8	68.5	87.0	96.9
G50.0	64.5	85.5	116.2	121.8	109.0	78.3	63.6	66.3	84.3	94.6
G51.0	61.9	82.6	112.9	119.0	106.8	76.2	61.7	64.2	82.2	92.4
G52.0	59.9	79.9	110.3	115.9	103.9	73.3	59.8	62.3	80.2	89.9
G53.0	57.8	77.0	107.8	113.2	101.4	71.0	58.1	60.2	77.8	87.2
G54.0	55.7	74.4	105.0	110.2	98.2	68.6	56.4	58.5	75.8	85.2
G55.0	53.8	71.5	101.5	106.6	95.6	65.8	54.4	56.1	73.2	82.0
G56.0	51.9	68.8	98.7	103.5	92.8	63.4	52.4	54.2	70.4	79.5
G57.0	50.2	66.0	95.1	99.9	90.1	61.2	50.9	52.3	68.1	76.3
G58.0	48.2	63.4	91.7	96.7	86.3	58.8	48.9	50.2	65.3	73.3
G59.0	46.7	60.5	88.7	93.2	83.1	56.3	47.0	48.2	62.7	70.0
G60.0	45.0	58.0	85.4	89.3	79.9	54.0	45.2	46.0	60.1	66.5
G61.0	43.3	55.5	82.3	85.9	76.6	51.5	43.5	44.0	57.2	63.4
G62.0	41.7	52.8	78.4	82.0	73.1	49.3	41.7	42.1	54.6	59.7
G63.0	40.1	50.3	74.9	78.1	70.1	46.9	39.9	39.9	51.4	56.5
G64.0	38.4	47.8	71.6	73.9	66.5	44.5	38.0	38.1	48.8	52.9
G65.0	36.8	45.4	68.1	69.6	63.3	42.1	36.4	36.1	45.8	49.4
G66.0	35.4	43.0	64.7	65.3	59.6	39.9	34.5	34.2	43.1	45.4
G67.0	33.7	40.6	60.9	60.7	56.2	37.9	32.8	32.3	40.0	42.0
G68.0	32.2	38.6	57.3	56.4	53.0	35.6	31.0	30.5	37.3	38.8
G69.0	30.8	36.2	53.8	52.1	49.9	33.7	29.2	28.7	34.5	35.7
G70.0	29.4	34.1	49.7	48.3	46.2	31.7	27.5	26.9	31.9	33.1
G71.0	27.6	32.0	46.0	44.2	42.9	29.7	25.7	25.1	29.1	30.5
G72.0	26.2	30.2	42.4	40.9	39.8	27.7	24.0	23.4	26.7	28.1
G73.0	24.7	28.2	38.9	37.9	36.8	25.9	22.4	21.8	24.5	25.8

C Plane (°):0.0-360.0: 30.0
 Test Lab:
 Test Type: TYPE C
 Temperature:
 Operator:

Gamma Plane (°):0.0-180.0:1.0
 Test Device: GPM-1800B
 Distance: 11.655 m [K=1.0000]
 Humidity:
 Inspector:

Candlepower Table (Continue 2)

Unit: cd

G\C	C0.0	C30.0	C60.0	C90.0	C120.0	C150.0	C180.0	C210.0	C240.0	C270.0
G74.0	22.9	26.2	35.4	35.0	33.7	24.1	20.7	20.2	22.4	23.5
G75.0	21.5	24.3	32.4	32.1	30.8	22.3	19.0	18.4	20.1	21.3
G76.0	20.1	22.5	29.6	29.5	28.2	20.5	17.4	16.8	18.3	19.1
G77.0	18.6	20.7	27.1	27.1	25.7	18.9	15.8	15.2	16.4	17.1
G78.0	17.1	19.0	24.8	24.7	23.2	17.3	14.2	13.6	14.5	14.9
G79.0	15.6	17.4	22.4	22.3	21.0	15.7	12.6	12.0	12.7	12.7
G80.0	14.0	15.9	20.3	19.9	18.9	13.9	11.1	10.5	10.9	9.9
G81.0	12.5	14.3	18.2	17.9	16.9	12.4	9.8	9.4	9.2	7.8
G82.0	11.0	12.7	16.3	15.8	14.8	10.9	8.7	8.3	7.6	6.1
G83.0	9.6	11.0	14.2	13.7	12.9	9.6	7.5	7.1	6.2	4.5
G84.0	8.6	9.6	12.2	11.2	11.1	8.4	6.5	6.2	5.1	2.7
G85.0	7.6	8.4	10.4	8.4	9.3	7.3	5.7	5.4	4.2	1.5
G86.0	6.6	7.5	8.3	6.7	7.4	6.3	4.9	4.7	3.3	1.0
G87.0	5.7	6.4	6.5	5.0	6.0	5.4	4.1	3.8	2.4	0.7
G88.0	5.0	5.6	5.1	3.1	4.6	4.6	3.4	2.6	1.6	0.4
G89.0	4.3	4.9	3.9	1.8	3.1	3.9	1.9	1.5	0.9	0.2
G90.0	3.6	4.2	2.9	0.9	1.2	3.0	1.1	0.9	0.4	0.0
G91.0	2.0	3.3	1.9	0.5	0.6	1.9	0.7	0.6	0.2	0.0
G92.0	1.3	2.4	1.0	0.2	0.2	1.0	0.5	0.4	0.0	0.0
G93.0	0.8	1.5	0.4	0.0	0.0	0.6	0.4	0.3	0.0	0.0
G94.0	0.6	0.9	0.2	0.0	0.0	0.4	0.3	0.1	0.0	0.0
G95.0	0.5	0.6	0.0	0.0	0.0	0.3	0.2	0.0	0.0	0.0
G96.0	0.3	0.4	0.0	0.0	0.0	0.2	0.1	0.0	0.1	0.0
G97.0	0.2	0.3	0.0	0.0	0.0	0.1	0.0	0.0	0.0	0.0
G98.0	0.2	0.2	0.0	0.0	0.0	0.0	0.0	0.0	0.1	0.1
G99.0	0.1	0.0	0.0	0.0	0.0	0.0	0.0	0.0	0.1	0.1
G100.0	0.1	0.0	0.0	0.0	0.0	0.0	0.0	0.0	0.1	0.1
G101.0	0.0	0.0	0.0	0.0	0.0	0.0	0.0	0.0	0.1	0.1
G102.0	0.0	0.0	0.0	0.0	0.0	0.0	0.0	0.1	0.1	0.2
G103.0	0.0	0.0	0.0	0.1	0.0	0.0	0.0	0.1	0.2	0.2
G104.0	0.0	0.0	0.0	0.1	0.0	0.0	0.0	0.1	0.2	0.2
G105.0	0.1	0.0	0.0	0.1	0.1	0.0	0.0	0.1	0.2	0.2
G106.0	0.1	0.0	0.0	0.1	0.1	0.0	0.0	0.1	0.2	0.2
G107.0	0.1	0.1	0.1	0.1	0.1	0.0	0.0	0.1	0.2	0.2
G108.0	0.1	0.1	0.1	0.2	0.1	0.1	0.0	0.2	0.2	0.3
G109.0	0.1	0.1	0.1	0.2	0.2	0.1	0.0	0.2	0.2	0.3
G110.0	0.1	0.1	0.2	0.2	0.2	0.1	0.0	0.2	0.3	0.3

C Plane (°):0.0-360.0: 30.0

Test Lab:

Test Type: TYPE C

Temperature:

Operator:

Gamma Plane (°):0.0-180.0:1.0

Test Device: GPM-1800B

Distance: 11.655 m [K=1.0000]

Humidity:

Inspector:

Candlepower Table (Continue 3)

Unit: cd

G\C	C0.0	C30.0	C60.0	C90.0	C120.0	C150.0	C180.0	C210.0	C240.0	C270.0
G111.0	0.2	0.1	0.2	0.2	0.2	0.0	0.1	0.2	0.3	0.3
G112.0	0.2	0.1	0.2	0.2	0.2	0.1	0.1	0.2	0.3	0.3
G113.0	0.2	0.1	0.2	0.2	0.2	0.1	0.2	0.2	0.3	0.3
G114.0	0.2	0.2	0.2	0.3	0.2	0.1	0.1	0.2	0.3	0.3
G115.0	0.2	0.2	0.2	0.3	0.2	0.1	0.2	0.2	0.3	0.3
G116.0	0.2	0.2	0.2	0.3	0.3	0.2	0.2	0.3	0.3	0.3
G117.0	0.2	0.2	0.2	0.3	0.3	0.2	0.2	0.3	0.3	0.4
G118.0	0.2	0.2	0.3	0.3	0.3	0.2	0.2	0.3	0.3	0.4
G119.0	0.2	0.2	0.3	0.3	0.3	0.2	0.2	0.3	0.4	0.4
G120.0	0.3	0.2	0.3	0.3	0.3	0.2	0.2	0.3	0.4	0.4
G121.0	0.3	0.2	0.3	0.3	0.3	0.2	0.2	0.3	0.4	0.4
G122.0	0.3	0.2	0.3	0.3	0.3	0.2	0.3	0.3	0.4	0.4
G123.0	0.3	0.2	0.3	0.4	0.3	0.2	0.3	0.3	0.4	0.4
G124.0	0.3	0.2	0.3	0.4	0.3	0.2	0.3	0.3	0.4	0.5
G125.0	0.3	0.2	0.3	0.4	0.3	0.3	0.3	0.3	0.4	0.5
G126.0	0.3	0.2	0.3	0.4	0.3	0.3	0.3	0.3	0.4	0.5
G127.0	0.3	0.3	0.3	0.4	0.4	0.3	0.3	0.4	0.5	0.5
G128.0	0.3	0.3	0.4	0.4	0.4	0.3	0.3	0.4	0.5	0.5
G129.0	0.3	0.3	0.4	0.4	0.4	0.3	0.3	0.4	0.5	0.5
G130.0	0.3	0.3	0.4	0.4	0.4	0.3	0.3	0.4	0.5	0.5
G131.0	0.3	0.3	0.4	0.5	0.4	0.3	0.3	0.4	0.5	0.5
G132.0	0.3	0.3	0.4	0.4	0.4	0.3	0.4	0.4	0.5	0.6
G133.0	0.3	0.3	0.4	0.5	0.4	0.3	0.4	0.4	0.5	0.5
G134.0	0.4	0.3	0.4	0.5	0.4	0.3	0.4	0.4	0.6	0.6
G135.0	0.3	0.3	0.4	0.5	0.4	0.3	0.4	0.4	0.6	0.6
G136.0	0.4	0.3	0.4	0.5	0.5	0.4	0.4	0.4	0.6	0.6
G137.0	0.4	0.4	0.4	0.5	0.5	0.4	0.4	0.5	0.6	0.6
G138.0	0.4	0.4	0.4	0.5	0.5	0.4	0.4	0.5	0.6	0.6
G139.0	0.4	0.4	0.4	0.5	0.5	0.4	0.4	0.5	0.6	0.6
G140.0	0.4	0.4	0.5	0.5	0.5	0.4	0.5	0.5	0.6	0.6
G141.0	0.4	0.4	0.5	0.5	0.5	0.4	0.5	0.5	0.6	0.6
G142.0	0.4	0.4	0.5	0.6	0.5	0.4	0.5	0.5	0.6	0.6
G143.0	0.4	0.4	0.5	0.6	0.5	0.4	0.5	0.5	0.6	0.6
G144.0	0.4	0.4	0.5	0.6	0.5	0.5	0.5	0.5	0.6	0.6
G145.0	0.4	0.4	0.5	0.6	0.5	0.5	0.5	0.6	0.6	0.6
G146.0	0.5	0.5	0.5	0.6	0.6	0.5	0.5	0.6	0.6	0.6
G147.0	0.5	0.5	0.5	0.6	0.6	0.5	0.5	0.6	0.6	0.6

C Plane (°):0.0-360.0: 30.0

Test Lab:

Test Type: TYPE C

Temperature:

Operator:

Gamma Plane (°):0.0-180.0:1.0

Test Device: GPM-1800B

Distance: 11.655 m [K=1.0000]

Humidity:

Inspector:

Candlepower Table (Continue 4)

Unit: cd

G\C	C0.0	C30.0	C60.0	C90.0	C120.0	C150.0	C180.0	C210.0	C240.0	C270.0
G148.0	0.5	0.5	0.5	0.6	0.6	0.5	0.6	0.6	0.6	0.6
G149.0	0.5	0.5	0.6	0.6	0.6	0.5	0.6	0.6	0.7	0.7
G150.0	0.5	0.5	0.5	0.6	0.6	0.5	0.6	0.6	0.7	0.7
G151.0	0.5	0.5	0.6	0.6	0.6	0.5	0.6	0.6	0.7	0.7
G152.0	0.5	0.5	0.6	0.6	0.6	0.6	0.6	0.6	0.7	0.7
G153.0	0.6	0.5	0.6	0.6	0.6	0.5	0.6	0.6	0.7	0.7
G154.0	0.6	0.5	0.6	0.6	0.6	0.6	0.6	0.6	0.7	0.7
G155.0	0.6	0.5	0.6	0.6	0.6	0.6	0.6	0.6	0.7	0.7
G156.0	0.6	0.6	0.6	0.7	0.6	0.6	0.6	0.6	0.7	0.7
G157.0	0.6	0.6	0.6	0.6	0.6	0.6	0.6	0.6	0.7	0.7
G158.0	0.6	0.6	0.6	0.6	0.6	0.6	0.6	0.7	0.7	0.7
G159.0	0.6	0.6	0.6	0.6	0.6	0.6	0.6	0.7	0.7	0.7
G160.0	0.6	0.6	0.6	0.7	0.6	0.6	0.6	0.7	0.7	0.7
G161.0	0.6	0.6	0.6	0.7	0.6	0.6	0.7	0.7	0.7	0.7
G162.0	0.6	0.6	0.6	0.7	0.7	0.6	0.7	0.7	0.7	0.7
G163.0	0.6	0.6	0.6	0.7	0.6	0.6	0.7	0.7	0.7	0.7
G164.0	0.7	0.6	0.6	0.7	0.7	0.6	0.7	0.7	0.7	0.7
G165.0	0.7	0.6	0.6	0.7	0.7	0.7	0.7	0.7	0.7	0.7
G166.0	0.7	0.6	0.7	0.7	0.7	0.6	0.7	0.7	0.7	0.7
G167.0	0.7	0.6	0.7	0.7	0.7	0.7	0.7	0.7	0.7	0.7
G168.0	0.7	0.7	0.7	0.7	0.7	0.6	0.7	0.7	0.7	0.7
G169.0	0.7	0.7	0.7	0.7	0.7	0.7	0.7	0.7	0.7	0.8
G170.0	0.7	0.7	0.7	0.7	0.7	0.7	0.7	0.8	0.7	0.7
G171.0	0.7	0.7	0.7	0.7	0.7	0.7	0.7	0.7	0.8	0.8
G172.0	0.7	0.7	0.7	0.7	0.7	0.7	0.7	0.7	0.8	0.7
G173.0	0.7	0.7	0.7	0.7	0.7	0.7	0.7	0.7	0.8	0.8
G174.0	0.7	0.6	0.7	0.8	0.7	0.7	0.7	0.7	0.8	0.7
G175.0	0.7	0.7	0.7	0.8	0.7	0.7	0.7	0.7	0.8	0.8
G176.0	0.7	0.7	0.7	0.8	0.7	0.7	0.7	0.8	0.8	0.7
G177.0	0.7	0.7	0.7	0.8	0.7	0.8	0.8	0.8	0.8	0.7
G178.0	0.7	0.7	0.7	0.8	0.7	0.8	0.7	0.8	0.7	0.7
G179.0	0.7	0.7	0.7	0.8	0.8	0.8	0.7	0.8	0.7	0.7
G180.0	0.8	0.7	0.7	0.8	0.8	0.7	0.7	0.8	0.8	0.7

C Plane (°):0.0-360.0: 30.0
 Test Lab:
 Test Type: TYPE C
 Temperature:
 Operator:

Gamma Plane (°):0.0-180.0:1.0
 Test Device: GPM-1800B
 Distance: 11.655 m [K=1.0000]
 Humidity:
 Inspector:

Candlepower Table (Continue 5)

Unit: cd

G\C	C300.0	C330.0	C360.0						
G0.0	149.1	149.1	149.4						
G1.0	149.0	149.1	150.5						
G2.0	148.4	148.9	150.1						
G3.0	148.7	149.4	150.8						
G4.0	148.1	148.7	150.6						
G5.0	147.6	148.1	150.4						
G6.0	147.2	147.7	149.9						
G7.0	146.8	147.4	149.1						
G8.0	145.6	145.8	148.6						
G9.0	145.1	145.1	148.0						
G10.0	144.3	144.0	146.6						
G11.0	143.0	142.8	146.5						
G12.0	142.6	142.2	145.4						
G13.0	141.5	141.0	144.3						
G14.0	140.5	139.9	143.5						
G15.0	139.6	138.8	142.9						
G16.0	138.8	137.6	142.0						
G17.0	137.4	136.7	140.9						
G18.0	136.7	136.0	139.8						
G19.0	135.6	134.5	138.8						
G20.0	134.8	133.5	138.2						
G21.0	133.7	132.5	136.5						
G22.0	132.5	130.8	135.1						
G23.0	131.6	129.5	133.4						
G24.0	130.5	128.0	131.8						
G25.0	129.6	126.0	129.4						
G26.0	128.1	125.0	127.4						
G27.0	126.8	122.4	125.0						
G28.0	125.7	121.0	122.7						
G29.0	124.4	118.6	120.3						
G30.0	123.2	116.6	117.4						
G31.0	122.2	114.0	114.9						
G32.0	120.9	112.2	112.5						
G33.0	119.5	109.4	110.2						
G34.0	118.0	107.3	107.9						
G35.0	116.7	105.1	104.8						
G36.0	115.0	103.0	102.5						

C Plane (°):0.0-360.0: 30.0
 Test Lab:
 Test Type: TYPE C
 Temperature:
 Operator:

Gamma Plane (°):0.0-180.0:1.0
 Test Device: GPM-1800B
 Distance: 11.655 m [K=1.0000]
 Humidity:
 Inspector:

Candlepower Table (Continue 6)

Unit: cd

G\C	C300.0	C330.0	C360.0							
G37.0	113.4	100.6	99.8							
G38.0	112.1	98.2	96.8							
G39.0	110.4	96.0	94.0							
G40.0	108.2	93.3	91.3							
G41.0	106.9	91.0	88.7							
G42.0	105.2	88.3	85.7							
G43.0	103.2	85.6	82.8							
G44.0	101.5	83.2	80.3							
G45.0	99.2	80.3	77.4							
G46.0	97.4	77.8	74.8							
G47.0	95.4	75.3	72.0							
G48.0	93.1	72.8	69.7							
G49.0	90.8	70.6	67.2							
G50.0	89.0	68.2	64.5							
G51.0	86.7	65.8	61.9							
G52.0	84.1	63.3	59.9							
G53.0	81.9	61.0	57.8							
G54.0	79.6	58.6	55.7							
G55.0	76.6	56.3	53.8							
G56.0	74.5	54.3	51.9							
G57.0	71.7	52.2	50.2							
G58.0	69.0	50.0	48.2							
G59.0	66.4	47.8	46.7							
G60.0	63.1	45.8	45.0							
G61.0	60.4	43.9	43.3							
G62.0	57.8	41.6	41.7							
G63.0	54.9	39.7	40.1							
G64.0	51.7	37.8	38.4							
G65.0	48.7	35.9	36.8							
G66.0	45.6	34.0	35.4							
G67.0	42.8	32.3	33.7							
G68.0	39.6	30.6	32.2							
G69.0	36.8	29.0	30.8							
G70.0	33.9	27.0	29.4							
G71.0	31.1	25.4	27.6							
G72.0	28.1	23.9	26.2							
G73.0	25.7	22.4	24.7							

C Plane (°):0.0-360.0: 30.0
 Test Lab:
 Test Type: TYPE C
 Temperature:
 Operator:

Gamma Plane (°):0.0-180.0:1.0
 Test Device: GPM-1800B
 Distance: 11.655 m [K=1.0000]
 Humidity:
 Inspector:

Candlepower Table (Continue 7)

Unit: cd

G\C	C300.0	C330.0	C360.0							
G74.0	23.5	20.7	22.9							
G75.0	21.2	19.3	21.5							
G76.0	19.3	17.8	20.1							
G77.0	17.4	16.3	18.6							
G78.0	15.5	14.7	17.1							
G79.0	13.6	13.3	15.6							
G80.0	11.6	11.8	14.0							
G81.0	9.9	10.4	12.5							
G82.0	7.8	9.1	11.0							
G83.0	6.2	8.1	9.6							
G84.0	4.9	7.1	8.6							
G85.0	3.8	6.2	7.6							
G86.0	2.8	5.4	6.6							
G87.0	2.0	4.7	5.7							
G88.0	1.3	4.1	5.0							
G89.0	0.8	3.1	4.3							
G90.0	0.3	1.9	3.6							
G91.0	0.1	1.1	2.0							
G92.0	0.0	0.7	1.3							
G93.0	0.0	0.5	0.8							
G94.0	0.0	0.3	0.6							
G95.0	0.0	0.2	0.5							
G96.0	0.0	0.1	0.3							
G97.0	0.0	0.0	0.2							
G98.0	0.0	0.0	0.2							
G99.0	0.0	0.0	0.1							
G100.0	0.1	0.0	0.1							
G101.0	0.1	0.0	0.0							
G102.0	0.1	0.0	0.0							
G103.0	0.1	0.0	0.0							
G104.0	0.2	0.0	0.0							
G105.0	0.2	0.0	0.1							
G106.0	0.2	0.1	0.1							
G107.0	0.2	0.1	0.1							
G108.0	0.2	0.1	0.1							
G109.0	0.2	0.1	0.1							
G110.0	0.2	0.1	0.1							

C Plane (°):0.0-360.0: 30.0
 Test Lab:
 Test Type: TYPE C
 Temperature:
 Operator:

Gamma Plane (°):0.0-180.0:1.0
 Test Device: GPM-1800B
 Distance: 11.655 m [K=1.0000]
 Humidity:
 Inspector:

Candlepower Table (Continue 8)

Unit: cd

G\C	C300.0	C330.0	C360.0							
G111.0	0.3	0.2	0.2							
G112.0	0.3	0.2	0.2							
G113.0	0.3	0.2	0.2							
G114.0	0.3	0.2	0.2							
G115.0	0.3	0.2	0.2							
G116.0	0.3	0.2	0.2							
G117.0	0.3	0.2	0.2							
G118.0	0.3	0.3	0.2							
G119.0	0.3	0.3	0.2							
G120.0	0.4	0.3	0.3							
G121.0	0.4	0.3	0.3							
G122.0	0.4	0.3	0.3							
G123.0	0.4	0.3	0.3							
G124.0	0.4	0.3	0.3							
G125.0	0.4	0.3	0.3							
G126.0	0.4	0.3	0.3							
G127.0	0.4	0.4	0.3							
G128.0	0.4	0.4	0.3							
G129.0	0.5	0.4	0.3							
G130.0	0.5	0.4	0.3							
G131.0	0.5	0.4	0.3							
G132.0	0.5	0.4	0.3							
G133.0	0.5	0.4	0.3							
G134.0	0.5	0.5	0.4							
G135.0	0.5	0.5	0.3							
G136.0	0.5	0.5	0.4							
G137.0	0.6	0.5	0.4							
G138.0	0.6	0.5	0.4							
G139.0	0.6	0.5	0.4							
G140.0	0.6	0.5	0.4							
G141.0	0.6	0.5	0.4							
G142.0	0.6	0.5	0.4							
G143.0	0.6	0.5	0.4							
G144.0	0.6	0.5	0.4							
G145.0	0.6	0.6	0.4							
G146.0	0.6	0.6	0.5							
G147.0	0.6	0.6	0.5							

C Plane (°):0.0-360.0: 30.0
 Test Lab:
 Test Type: TYPE C
 Temperature:
 Operator:

Gamma Plane (°):0.0-180.0:1.0
 Test Device: GPM-1800B
 Distance: 11.655 m [K=1.0000]
 Humidity:
 Inspector:

Candlepower Table (Continue 9)

Unit: cd

G\C	C300.0	C330.0	C360.0							
G148.0	0.6	0.6	0.5							
G149.0	0.7	0.6	0.5							
G150.0	0.7	0.6	0.5							
G151.0	0.7	0.6	0.5							
G152.0	0.7	0.6	0.5							
G153.0	0.7	0.6	0.6							
G154.0	0.7	0.6	0.6							
G155.0	0.7	0.6	0.6							
G156.0	0.7	0.6	0.6							
G157.0	0.7	0.6	0.6							
G158.0	0.7	0.6	0.6							
G159.0	0.7	0.6	0.6							
G160.0	0.7	0.7	0.6							
G161.0	0.7	0.7	0.6							
G162.0	0.7	0.7	0.6							
G163.0	0.7	0.7	0.6							
G164.0	0.7	0.7	0.7							
G165.0	0.7	0.7	0.7							
G166.0	0.7	0.7	0.7							
G167.0	0.7	0.7	0.7							
G168.0	0.8	0.7	0.7							
G169.0	0.8	0.7	0.7							
G170.0	0.8	0.7	0.7							
G171.0	0.8	0.7	0.7							
G172.0	0.8	0.7	0.7							
G173.0	0.8	0.8	0.7							
G174.0	0.8	0.8	0.7							
G175.0	0.8	0.7	0.7							
G176.0	0.8	0.8	0.7							
G177.0	0.8	0.8	0.7							
G178.0	0.8	0.8	0.7							
G179.0	0.8	0.8	0.7							
G180.0	0.8	0.8	0.8							

C Plane (°):0.0-360.0: 30.0
 Test Lab:
 Test Type: TYPE C
 Temperature:
 Operator:

Gamma Plane (°):0.0-180.0:1.0
 Test Device: GPM-1800B
 Distance: 11.655 m [K=1.0000]
 Humidity:
 Inspector: