

Report No.:

Test Time: 2022/8/25 15:20

Luminaire Property

Luminaire Manufacturer:

Luminaire Description: 490685 LED-MF-7W-3000K-12V

Voltage: 12.0 V

Current: 0.577 A

Power: 6.44 W

Power Factor: 0.928

Photometric Results

CIE Class: Direct

Total Rated Lamp Lumens: 739.5 lm

Measurement Flux: 739.5 lm

Efficiency: 100%

Downward Ratio: 99%

Upward Ratio: 1%

Horizontal Diffuse Angle(10%,50%,75%,100%): H149.9,H87,H61.8,H1

Vertical Diffuse Angle(10%,50%,75%,100%): V154.4,V99.5,V59.9,V0

Luminaire Efficacy Rating (LER): 114.87

Central Intensity: 322.97 cd


Max. Intensity: 324.06 cd

Pos of Max. Intensity: H0 V1

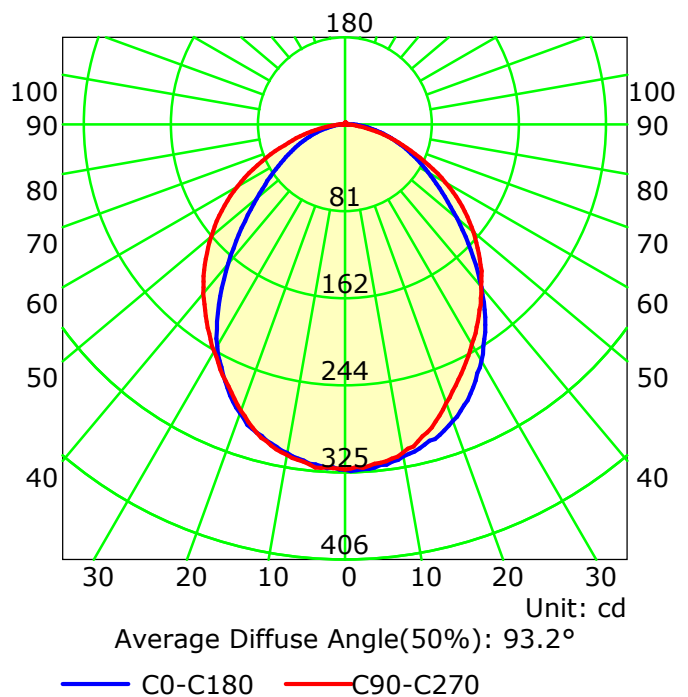
S/MH(C0/C180): 1.15

S/MH(C90/C270): 1.13

Picture Of Luminaire



Luminous Intensity Distribution Curve



C Plane (°):0.0-360.0: 30.0

Gamma Plane (°):0.0-180.0:1.0

Test Lab:

Test Device: GPM-1800B

Test Type: TYPE C

Distance: 11.655 m [K=1.0000]

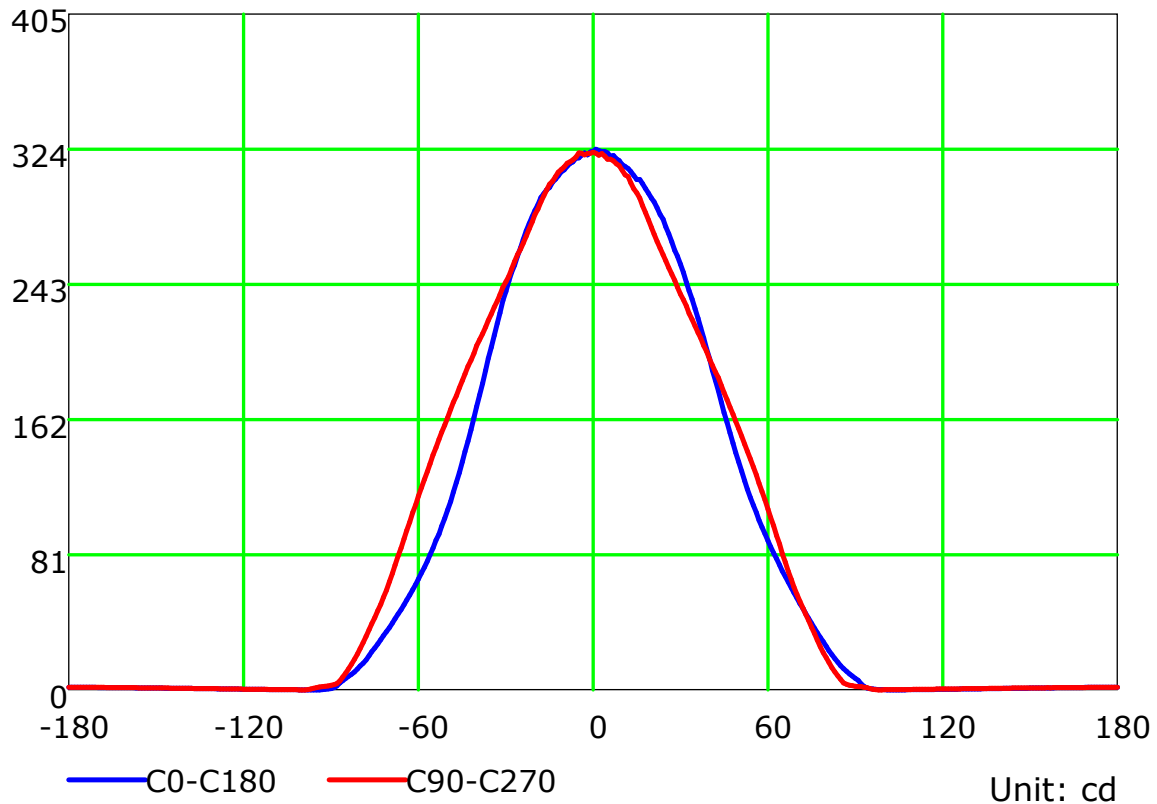
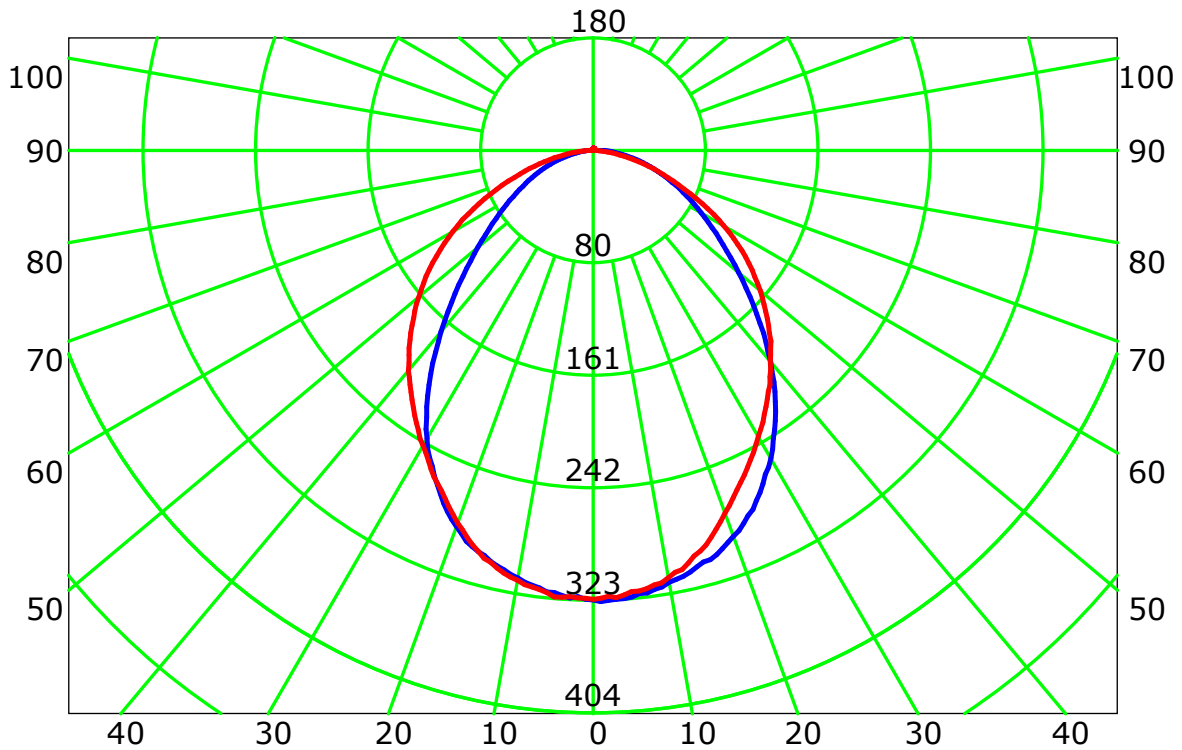
Temperature:

Humidity:

Operator:

Inspector:

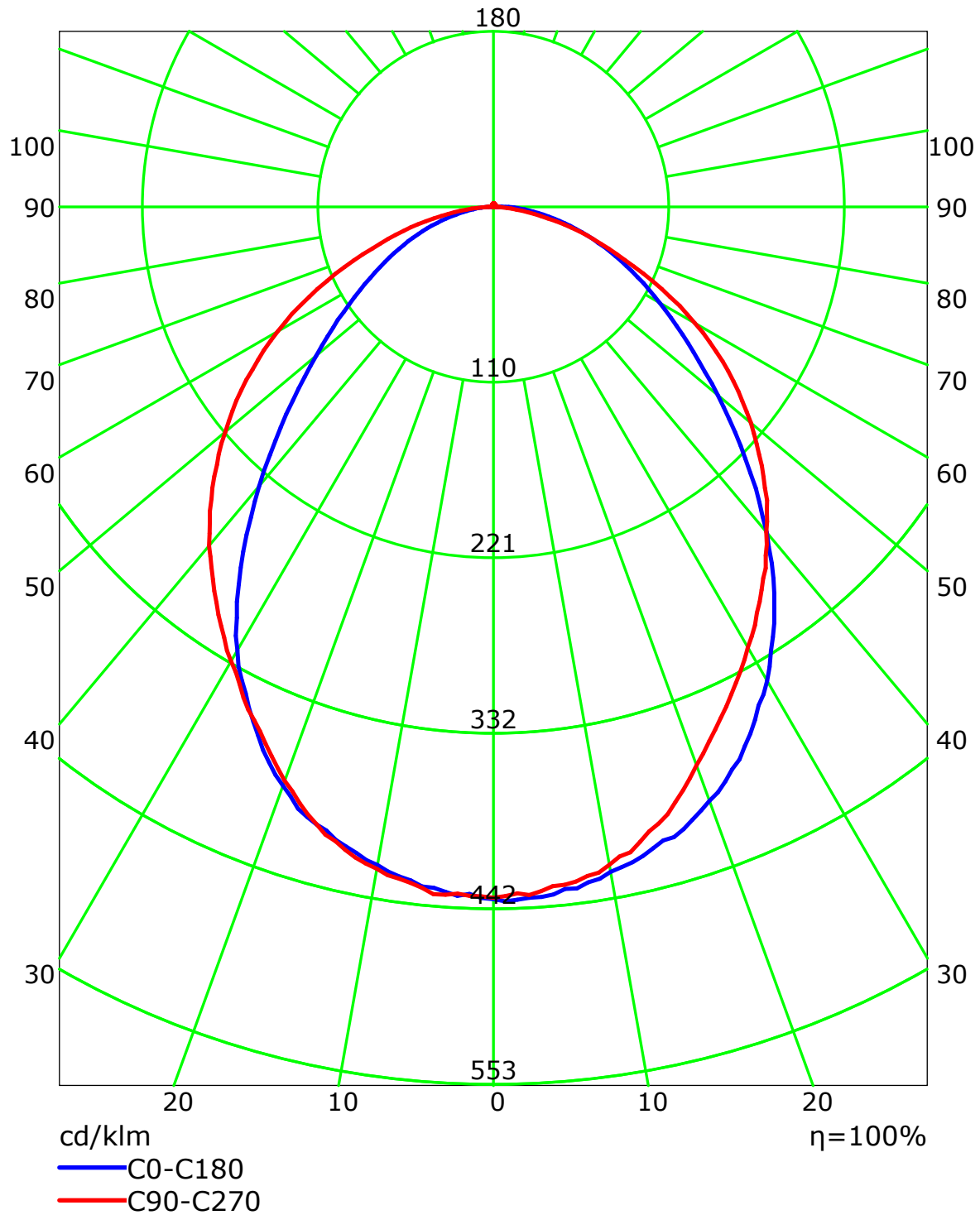
Luminous Intensity Distribution Curve



C Plane (°):0.0-360.0: 30.0
 Test Lab:
 Test Type: TYPE C
 Temperature:
 Operator:

Gamma Plane (°):0.0-180.0:1.0
 Test Device: GPM-1800B
 Distance: 11.655 m [K=1.0000]
 Humidity:
 Inspector:

Luminous Intensity Distribution Curve(cd/klm)



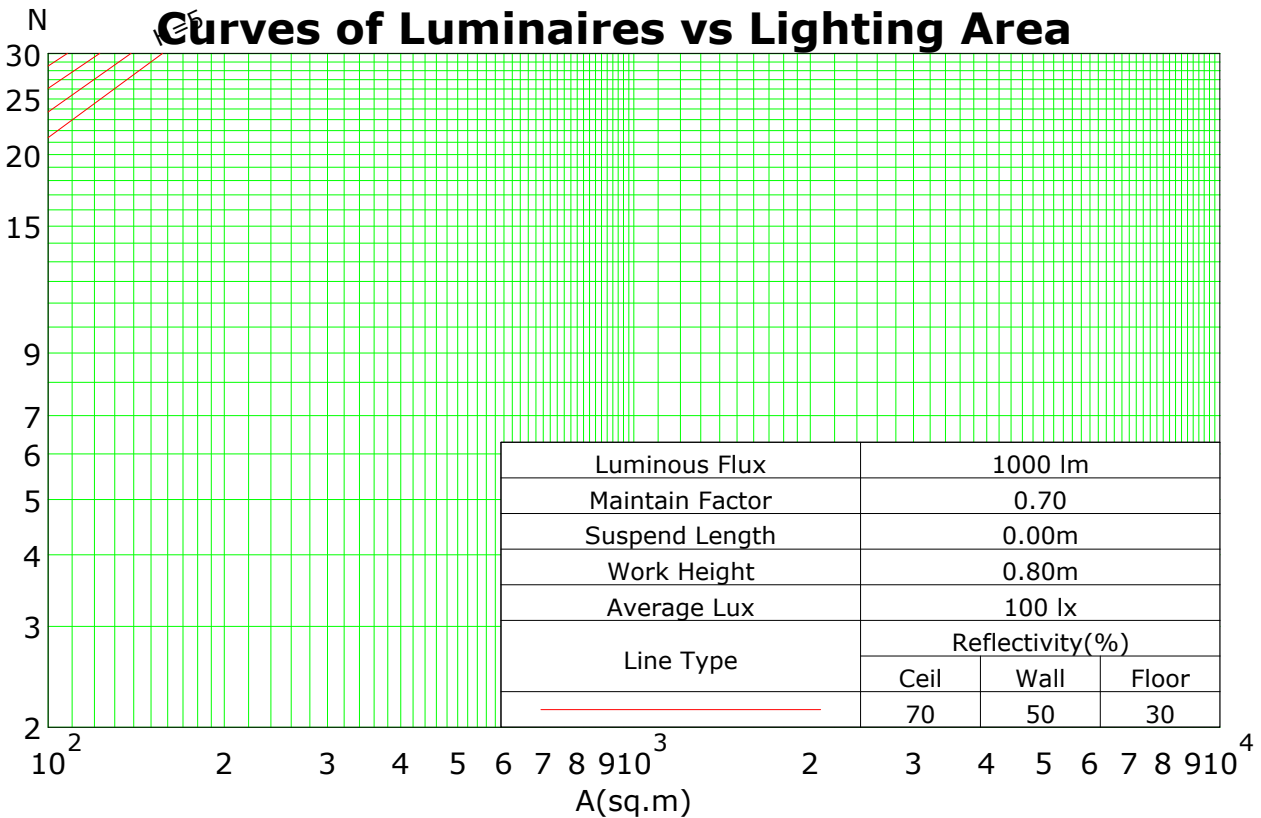
C Plane (°):0.0-360.0: 30.0
 Test Lab:
 Test Type: TYPE C
 Temperature:
 Operator:

Gamma Plane (°):0.0-180.0:1.0
 Test Device: GPM-1800B
 Distance: 11.655 m [K=1.0000]
 Humidity:
 Inspector:

Coefficients Of Utilization - Zonal Cavity Method

RC	0.8	0.8	0.8	0.8	0.7	0.7	0.7	0.7	0.5	0.5	0.5	0.3	0.3	0.3	0.1	0.1	0.1	0
RW	0.7	0.5	0.3	0.1	0.7	0.5	0.3	0.1	0.5	0.3	0.1	0.5	0.3	0.1	0.5	0.3	0.1	0
RCR	RF = 0.2																	
0	119	119	119	119	116	116	116	116	111	111	111	106	106	106	101	101	101	99
1	109	105	101	97	107	102	99	96	98	95	92	94	92	89	90	89	87	85
2	100	92	86	80	97	90	84	79	87	82	77	83	79	76	80	77	74	72
3	92	82	74	68	89	80	73	67	77	71	66	74	69	65	72	67	64	61
4	84	73	65	58	82	72	64	58	69	62	57	67	61	56	64	59	55	53
5	78	66	57	51	76	64	56	50	62	55	50	60	54	49	58	53	49	47
6	72	59	51	45	70	58	50	44	57	49	44	55	48	44	53	48	43	41
7	67	54	46	40	65	53	45	40	52	45	39	50	44	39	49	43	39	37
8	63	50	41	36	61	49	41	36	48	40	35	46	40	35	45	39	35	33
9	59	46	38	32	57	45	37	32	44	37	32	43	36	32	42	36	32	30
10	55	42	35	30	54	42	34	29	41	34	29	40	34	29	39	33	29	27

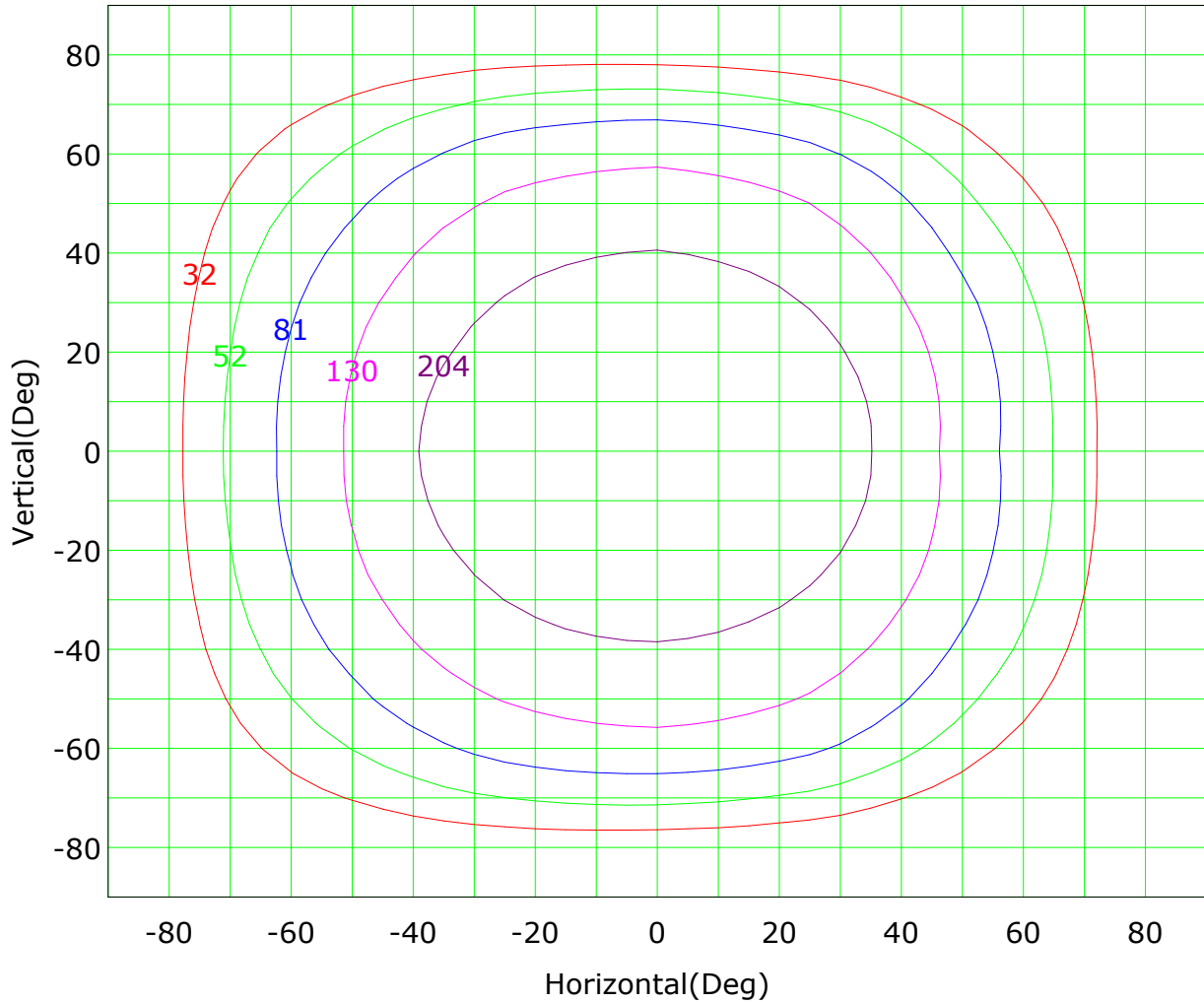
Spacing Criteria (0-180): 1.15
 Spacing Criteria (90-270): 1.13
 Spacing Criteria (Diagonal): 1.23



C Plane (°):0.0-360.0: 30.0
 Test Lab:
 Test Type: TYPE C
 Temperature:
 Operator:

Gamma Plane (°):0.0-180.0:1.0
 Test Device: GPM-1800B
 Distance: 11.655 m [K=1.0000]
 Humidity:
 Inspector:

Isocandela (rectangle)



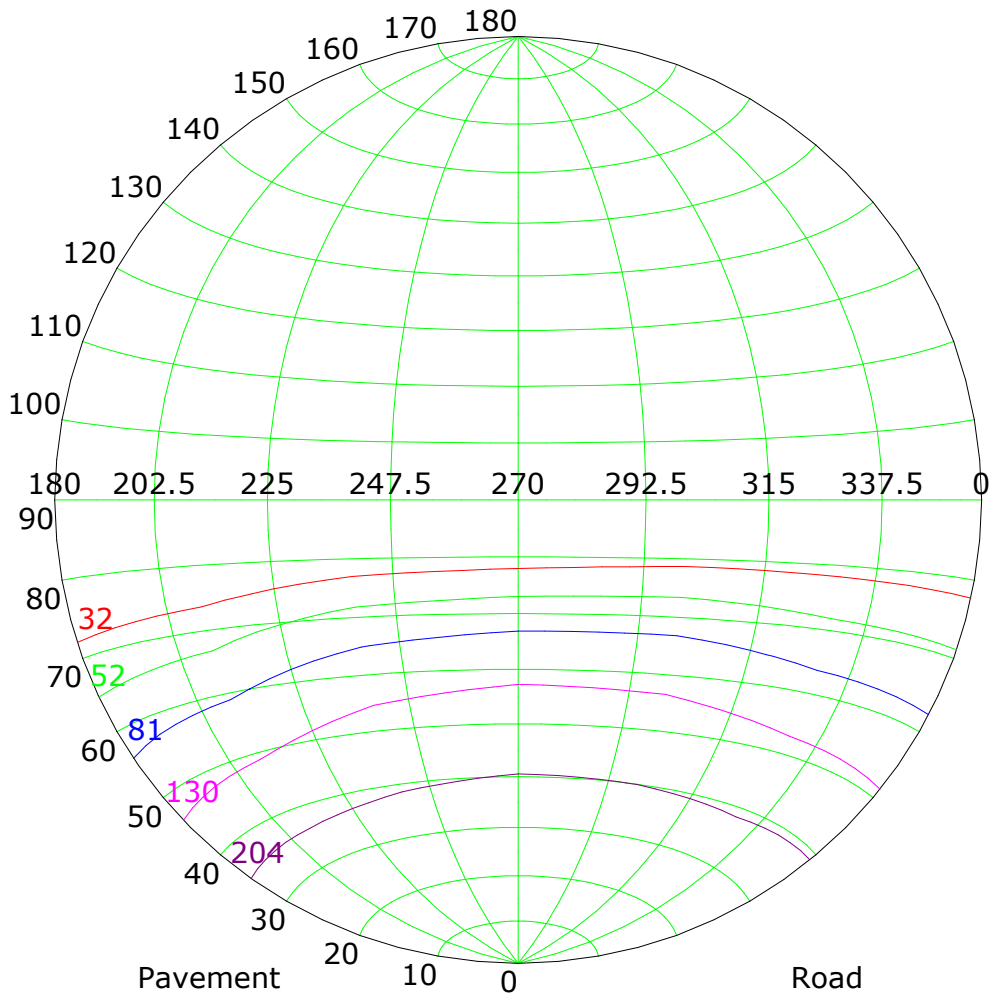
Imax (100%): 324 cd

— (10%): 32 cd	— (16%): 52 cd
— (25%): 81 cd	— (40%): 130 cd
— (63%): 204 cd	— (100%): 324 cd

C Plane (°):0.0-360.0: 30.0
 Test Lab:
 Test Type: TYPE C
 Temperature:
 Operator:

Gamma Plane (°):0.0-180.0:1.0
 Test Device: GPM-1800B
 Distance: 11.655 m [K=1.0000]
 Humidity:
 Inspector:

Isocandela (sphere)



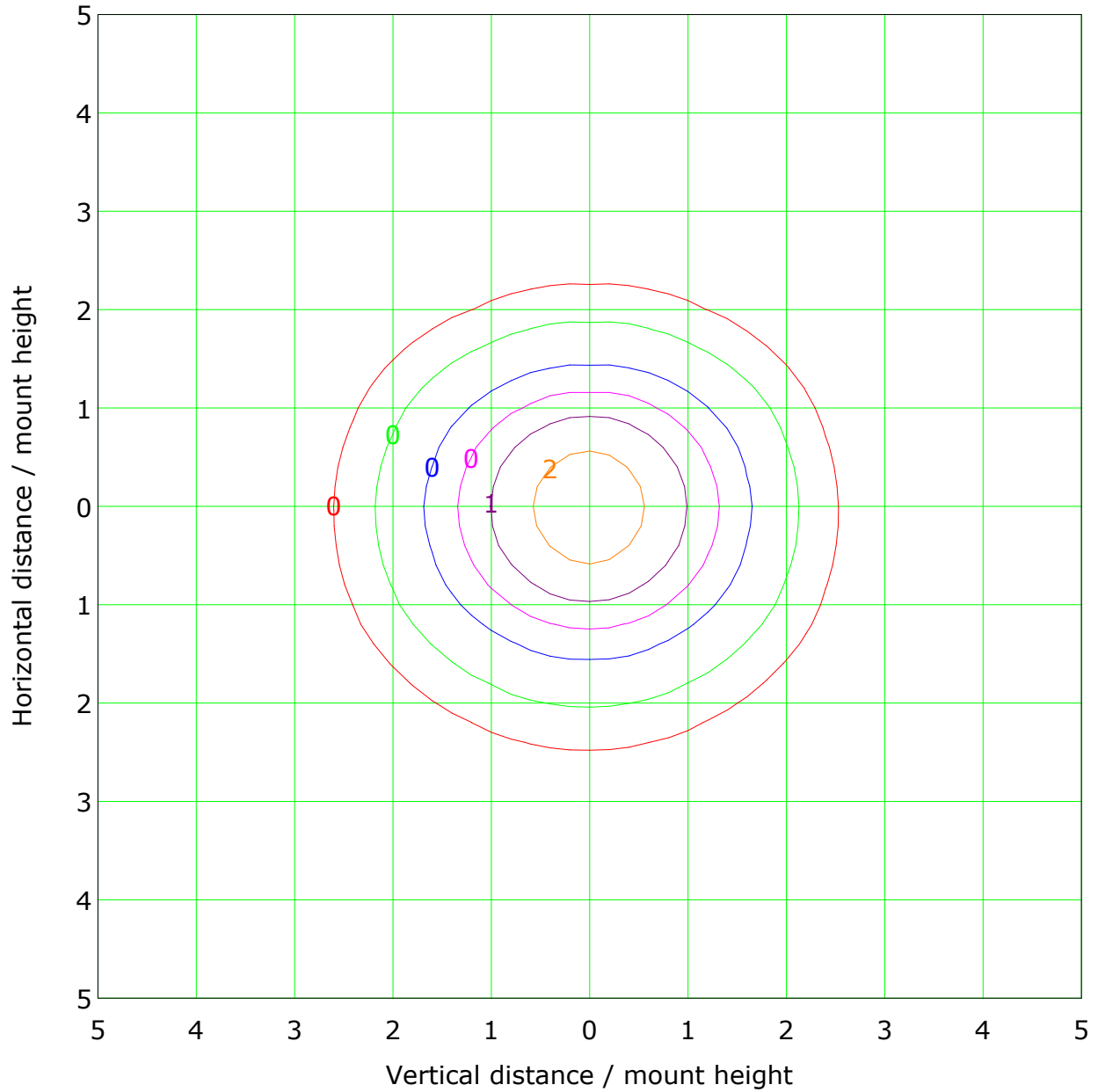
Imax (100%): 324 cd

— (10%): 32 cd	— (16%): 52 cd
— (25%): 81 cd	— (40%): 130 cd
— (63%): 204 cd	— (100%): 324 cd

C Plane (°):0.0-360.0: 30.0
 Test Lab:
 Test Type: TYPE C
 Temperature:
 Operator:

Gamma Plane (°):0.0-180.0:1.0
 Test Device: GPM-1800B
 Distance: 11.655 m [K=1.0000]
 Humidity:
 Inspector:

IsoLux Plot



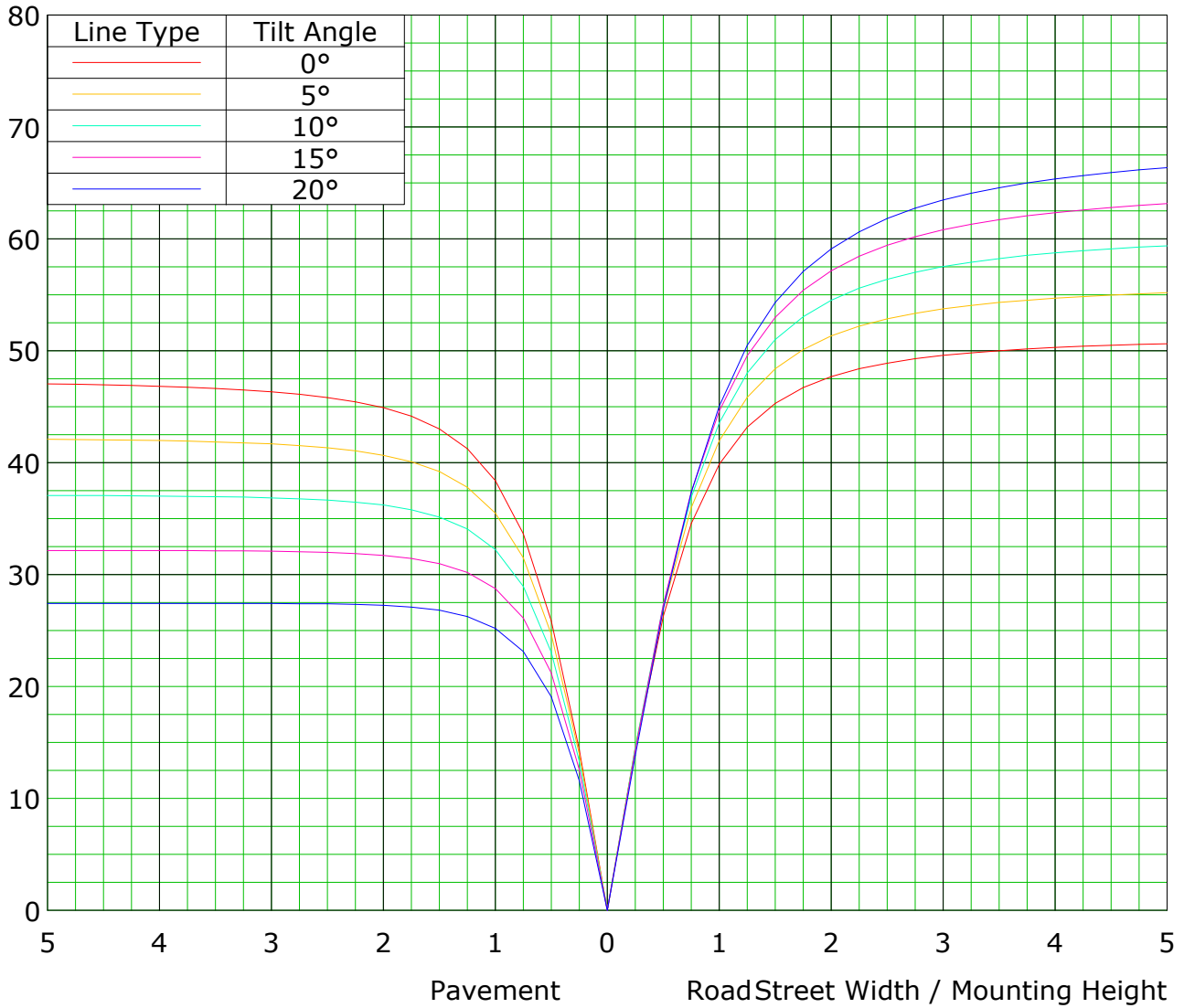
Mounting Height: 10.0m Max Lux(100%): 3.2 lx	
— (1%): 0.0 lx	— (2%): 0.1 lx
— (5%): 0.2 lx	— (10%): 0.3 lx
— (20%): 0.6 lx	— (50%): 1.6 lx
— (100%): 3.2 lx	

C Plane (°):0.0-360.0: 30.0
 Test Lab:
 Test Type: TYPE C
 Temperature:
 Operator:

Gamma Plane (°):0.0-180.0:1.0
 Test Device: GPM-1800B
 Distance: 11.655 m [K=1.0000]
 Humidity:
 Inspector:

Roadway CU Curve

Efficiency(%)

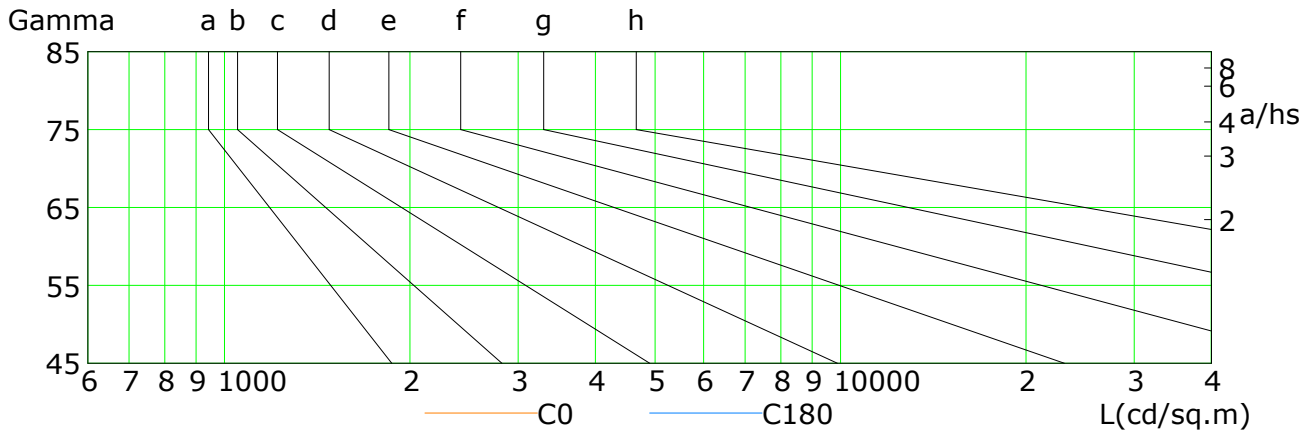
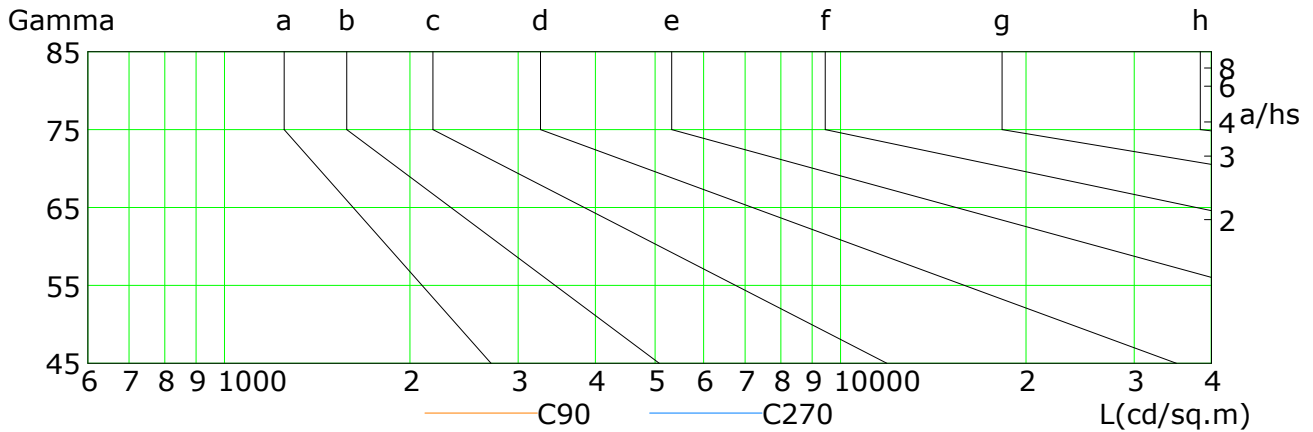


C Plane (°):0.0-360.0: 30.0
 Test Lab:
 Test Type: TYPE C
 Temperature:
 Operator:

Gamma Plane (°):0.0-180.0:1.0
 Test Device: GPM-1800B
 Distance: 11.655 m [K=1.0000]
 Humidity:
 Inspector:

Lum Limit Curve

Dazzle	Quality	Illuminance (lx)							
		a	b	c	d	e	f	g	h
1.15	A	2000	1000	500	<=300				
1.50	B		2000	1000	500	<=300			
1.85	C			2000	1000	500	<=300		
2.20	D				2000	1000	500	<=300	
2.55	E					2000	1000	500	<=300




L(cd/sq.m)	G45	G50	G55	G60	G65	G70	G75	G80	G85
C0	166	137	111	90	71	55	40	26	15
C90	178	157	134	108	82	57	38	19	6
C180	137	108	85	66	51	37	25	14	7
C270	186	163	141	116	91	65	43	25	10

C Plane (°):0.0-360.0: 30.0
 Test Lab:
 Test Type: TYPE C
 Temperature:
 Operator:

Gamma Plane (°):0.0-180.0:1.0
 Test Device: GPM-1800B
 Distance: 11.655 m [K=1.0000]
 Humidity:
 Inspector:

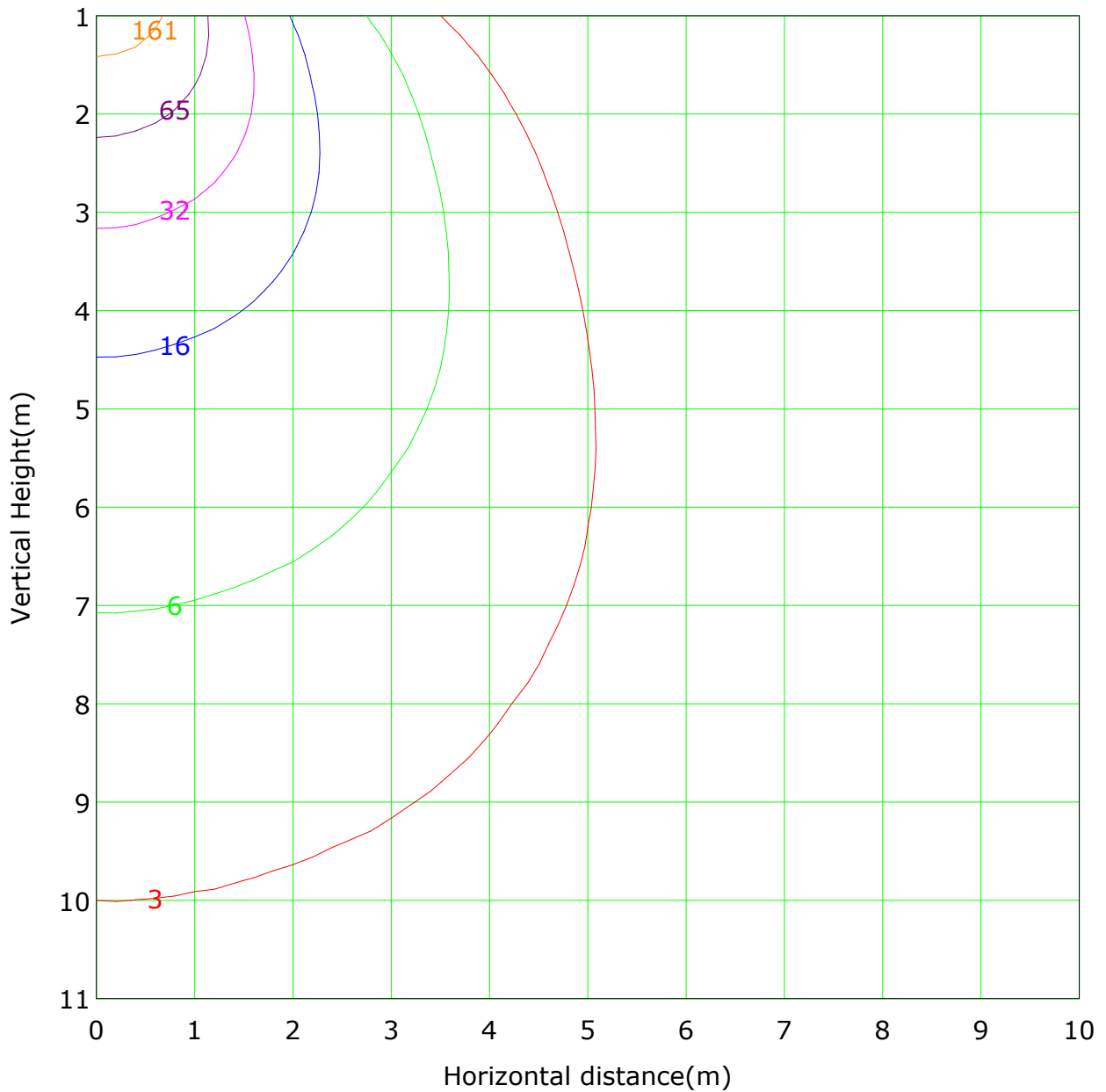
Illuminance at a Distance



C Plane (°):0.0-360.0: 30.0
 Test Lab:
 Test Type: TYPE C
 Temperature:
 Operator:

Gamma Plane (°):0.0-180.0:1.0
 Test Device: GPM-1800B
 Distance: 11.655 m [K=1.0000]
 Humidity:
 Inspector:

Vertical IsoLux Plot



Lowest(m): 1.0m	Highest(m): 11.0m	Max Lux: 323.0 lx
— (1%): 3.2 lx	— (2%): 6.5 lx	
— (5%): 16.1 lx	— (10%): 32.3 lx	
— (20%): 64.6 lx	— (50%): 161.5 lx	
— (100%): 323.0 lx		

C Plane (°):0.0-360.0: 30.0
 Test Lab:
 Test Type: TYPE C
 Temperature:
 Operator:

Gamma Plane (°):0.0-180.0:1.0
 Test Device: GPM-1800B
 Distance: 11.655 m [K=1.0000]
 Humidity:
 Inspector:

Area Flux Table

Vertical plane

Unit: lm

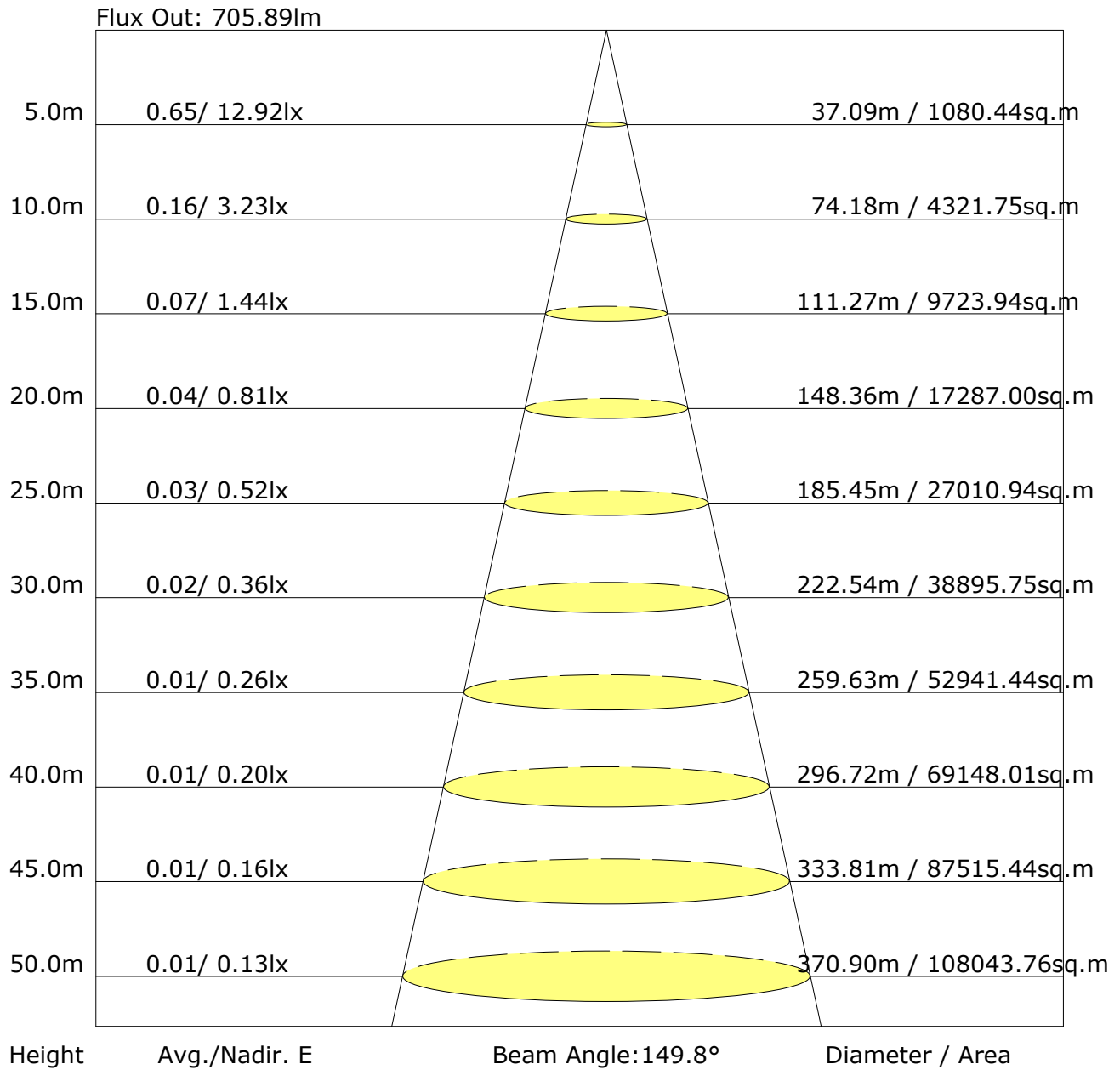
-90	0.0	0.0	0.1	0.1	0.2	0.2	0.3	0.3	0.3	0.4	0.4	0.4	0.4	0.3	0.3	0.2	0.1	0.1	0.0	3.6	0.0
-80	0.0	0.1	0.1	0.3	0.5	0.7	1.0	1.2	1.3	1.3	1.3	1.1	0.9	0.6	0.4	0.2	0.1	0.1	0.0	11.1	7.1
-70	0.0	0.1	0.2	0.5	0.9	1.4	1.9	2.4	2.7	2.7	2.5	2.1	1.6	1.1	0.4	0.1	0.1	0.0	21.4	20.1	
-60	0.0	0.1	0.3	0.7	1.3	2.1	3.0	3.7	4.1	4.2	3.9	3.3	2.5	1.6	1.0	0.5	0.2	0.0	32.6	31.9	
-50	0.0	0.1	0.4	0.9	1.8	2.9	4.1	5.0	5.5	5.6	5.1	4.3	3.2	2.1	1.3	0.6	0.2	0.0	43.2	42.7	
-40	0.0	0.2	0.5	1.2	2.2	3.6	5.0	6.1	6.7	6.8	6.3	5.3	4.0	2.6	1.5	0.7	0.3	0.0	53.1	52.7	
-30	0.0	0.2	0.6	1.4	2.6	4.2	5.9	7.2	7.9	8.0	7.3	6.2	4.6	3.1	1.7	0.8	0.3	0.0	62.2	61.9	
-20	0.0	0.2	0.7	1.5	2.9	4.8	6.7	8.2	9.0	9.1	8.3	7.0	5.2	3.4	1.9	0.9	0.3	0.0	70.2	69.9	
-10	0.0	0.2	0.7	1.5	3.0	5.1	7.2	8.8	9.6	9.6	8.9	7.5	5.6	3.6	2.0	0.9	0.3	0.0	74.6	74.3	
00	0.0	0.2	0.7	1.5	3.0	5.1	7.2	8.7	9.5	9.6	8.9	7.5	5.6	3.6	2.0	0.9	0.3	0.0	74.4	74.1	
10	0.0	0.2	0.7	1.5	2.9	4.8	6.6	8.1	8.9	8.9	8.3	7.0	5.2	3.4	1.9	0.9	0.3	0.0	69.5	69.2	
20	0.0	0.2	0.7	1.5	2.6	4.2	5.8	7.0	7.7	7.8	7.2	6.1	4.6	3.0	1.7	0.8	0.3	0.0	61.1	60.8	
30	0.0	0.2	0.6	1.4	2.6	4.2	5.8	7.0	7.7	7.8	7.2	6.1	4.6	3.0	1.7	0.8	0.3	0.0	61.1	60.8	
40	0.0	0.2	0.5	1.2	2.2	3.5	4.9	5.9	6.5	6.6	6.1	5.2	3.9	2.6	1.5	0.7	0.3	0.0	51.8	51.4	
50	0.0	0.1	0.4	0.9	1.8	2.8	3.9	4.8	5.3	5.3	4.9	4.2	3.1	2.1	1.2	0.6	0.2	0.0	41.9	41.4	
60	0.0	0.1	0.3	0.7	1.3	2.1	2.9	3.6	4.0	4.0	3.7	3.1	2.3	1.6	0.9	0.5	0.2	0.0	31.3	30.5	
70	0.0	0.1	0.2	0.5	0.8	1.3	1.8	2.2	2.4	2.5	2.3	2.0	1.5	1.0	0.7	0.3	0.1	0.0	19.9	18.5	
80	0.0	0.0	0.1	0.2	0.4	0.6	0.8	1.0	1.1	1.2	1.1	1.0	0.8	0.6	0.4	0.2	0.1	0.0	9.8	5.1	
90	0.0	0.0	0.1	0.1	0.1	0.2	0.2	0.2	0.2	0.3	0.3	0.3	0.3	0.2	0.2	0.1	0.1	0.0	2.8	0.0	
Flux(T)	0.3	2.3	7.3	16.1	30.3	49.6	69.5	84.5	92.9	93.7	86.7	73.4	55.2	36.5	21.1	10.5	3.9	0.7	734		
Flux(E)	0.0	0.3	5.5	14.5	28.9	48.4	68.3	83.4	91.8	92.5	85.5	72.2	54.1	35.2	19.8	9.1	2.1	0.0	712		

Horizontal plane

C Plane (°):0.0-360.0: 30.0
 Test Lab:
 Test Type: TYPE C
 Temperature:
 Operator:

Gamma Plane (°):0.0-180.0:1.0
 Test Device: GPM-1800B
 Distance: 11.655 m [K=1.0000]
 Humidity:
 Inspector:

The Average Illuminance Effective Figure



C Plane (°):0.0-360.0: 30.0
 Test Lab:
 Test Type: TYPE C
 Temperature:
 Operator:

Gamma Plane (°):0.0-180.0:1.0
 Test Device: GPM-1800B
 Distance: 11.655 m [K=1.0000]
 Humidity:
 Inspector:

UGR Table

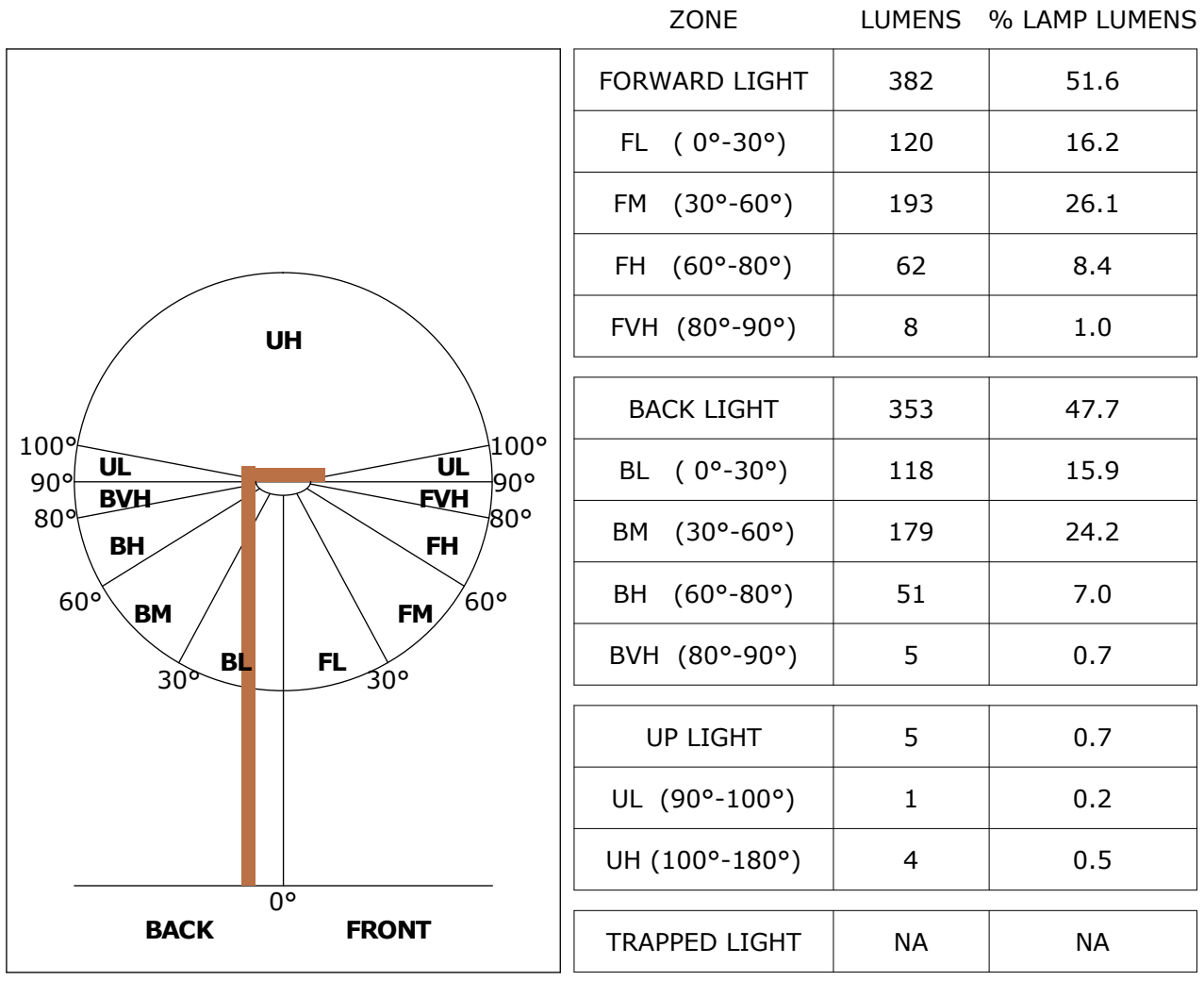
Reflectance:											
Ceiling (cavity)	0.7	0.7	0.5	0.5	0.3	0.7	0.7	0.5	0.5	0.3	
Wall	0.5	0.3	0.5	0.3	0.3	0.5	0.3	0.5	0.3	0.3	
Reference plane	0.2	0.2	0.2	0.2	0.2	0.2	0.2	0.2	0.2	0.2	
Room dimensions		Viewed crosswise					Viewed endwise				
X=2H Y=2H	-1.\$	-1.\$	-1.\$	-1.\$	-1.\$	-1.\$	-1.\$	-1.\$	-1.\$	-1.\$	-1.\$
3H	-1.\$	-1.\$	-1.\$	-1.\$	-1.\$	-1.\$	-1.\$	-1.\$	-1.\$	-1.\$	-1.\$
4H	-1.\$	-1.\$	-1.\$	-1.\$	-1.\$	-1.\$	-1.\$	-1.\$	-1.\$	-1.\$	-1.\$
6H	-1.\$	-1.\$	-1.\$	-1.\$	-1.\$	-1.\$	-1.\$	-1.\$	-1.\$	-1.\$	-1.\$
8H	-1.\$	-1.\$	-1.\$	-1.\$	-1.\$	-1.\$	-1.\$	-1.\$	-1.\$	-1.\$	-1.\$
12H	-1.\$	-1.\$	-1.\$	-1.\$	-1.\$	-1.\$	-1.\$	-1.\$	-1.\$	-1.\$	-1.\$
X=4H Y=2H	-1.\$	-1.\$	-1.\$	-1.\$	-1.\$	-1.\$	-1.\$	-1.\$	-1.\$	-1.\$	-1.\$
3H	-1.\$	-1.\$	-1.\$	-1.\$	-1.\$	-1.\$	-1.\$	-1.\$	-1.\$	-1.\$	-1.\$
4H	-1.\$	-1.\$	-1.\$	-1.\$	-1.\$	-1.\$	-1.\$	-1.\$	-1.\$	-1.\$	-1.\$
6H	-1.\$	-1.\$	-1.\$	-1.\$	-1.\$	-1.\$	-1.\$	-1.\$	-1.\$	-1.\$	-1.\$
8H	-1.\$	-1.\$	-1.\$	-1.\$	-1.\$	-1.\$	-1.\$	-1.\$	-1.\$	-1.\$	-1.\$
12H	-1.\$	-1.\$	-1.\$	-1.\$	-1.\$	-1.\$	-1.\$	-1.\$	-1.\$	-1.\$	-1.\$
X=8H Y=4H	-1.\$	-1.\$	-1.\$	-1.\$	-1.\$	-1.\$	-1.\$	-1.\$	-1.\$	-1.\$	-1.\$
6H	-1.\$	-1.\$	-1.\$	-1.\$	-1.\$	-1.\$	-1.\$	-1.\$	-1.\$	-1.\$	-1.\$
8H	-1.\$	-1.\$	-1.\$	-1.\$	-1.\$	-1.\$	-1.\$	-1.\$	-1.\$	-1.\$	-1.\$
12H	-1.\$	-1.\$	-1.\$	-1.\$	-1.\$	-1.\$	-1.\$	-1.\$	-1.\$	-1.\$	-1.\$
X=12H Y=4H	-1.\$	-1.\$	-1.\$	-1.\$	-1.\$	-1.\$	-1.\$	-1.\$	-1.\$	-1.\$	-1.\$
6H	-1.\$	-1.\$	-1.\$	-1.\$	-1.\$	-1.\$	-1.\$	-1.\$	-1.\$	-1.\$	-1.\$
8H	-1.\$	-1.\$	-1.\$	-1.\$	-1.\$	-1.\$	-1.\$	-1.\$	-1.\$	-1.\$	-1.\$
Variations with the observer position at spacings:											
S=1.0H											-1.\$/-1.\$
S=1.5H											-1.\$/-1.\$
S=2.0H											-1.\$/-1.\$

Calculate in accordance with CIE Pub.117. The table is revised with $739lm (8\log(F/F_0) = -1.0)$.

C Plane (°):0.0-360.0: 30.0
 Test Lab:
 Test Type: TYPE C
 Temperature:
 Operator:

Gamma Plane (°):0.0-180.0:1.0
 Test Device: GPM-1800B
 Distance: 11.655 m [K=1.0000]
 Humidity:
 Inspector:

FLUX DISTRIBUTION TABLE BASED ON THE IESNA LUMINAIRE CLASSIFICATION SYSTEM

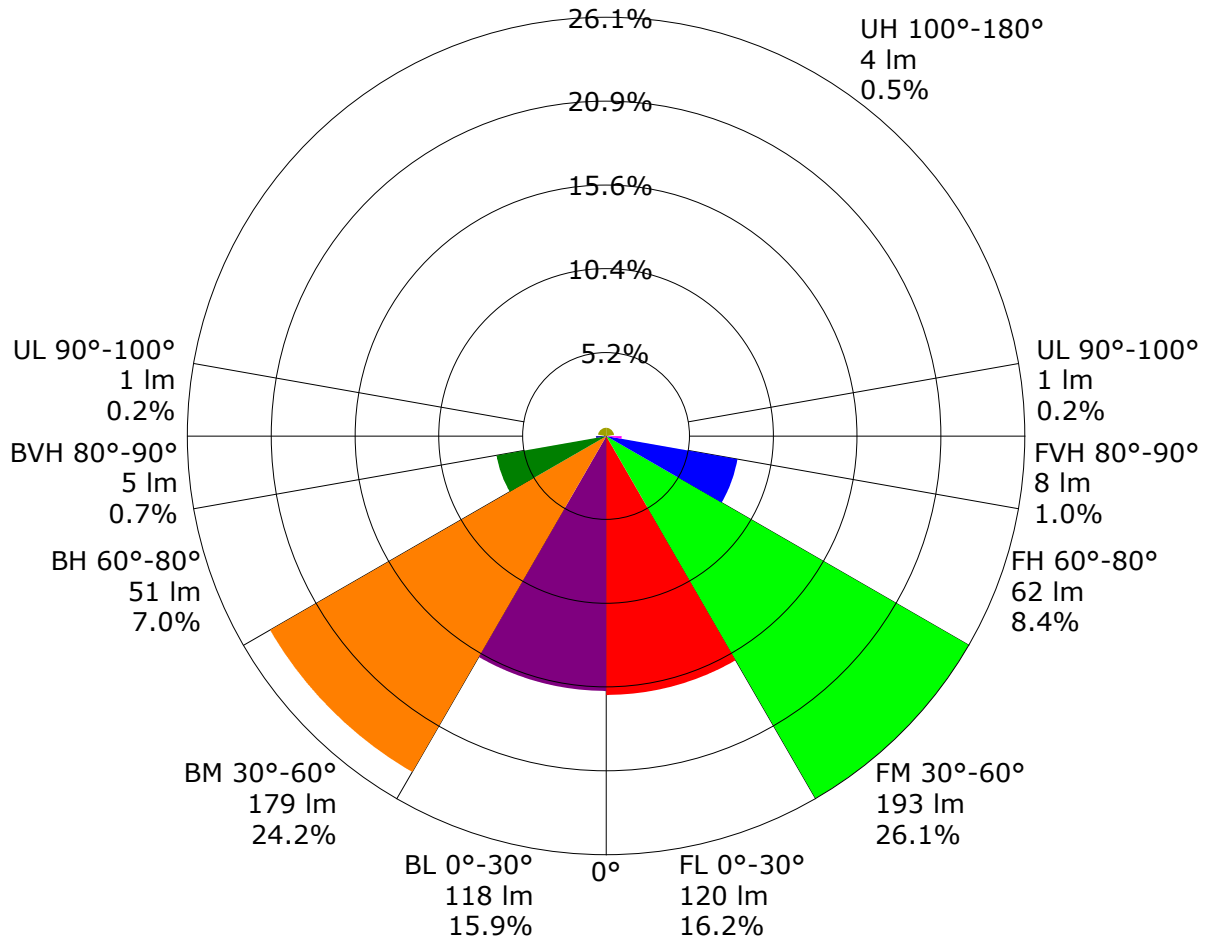


BUG(Backlight,Uplight,Glare) Rating Base On TM-15-07	
Asymmetrical Luminaire Types (Type I,II,III,IV)	B1 U1 G0
Quadrilateral Symmetrical Luminaire Types (Type V,Area Light)	B1 U1 G0

C Plane (°):0.0-360.0: 30.0
 Test Lab:
 Test Type: TYPE C
 Temperature:
 Operator:

Gamma Plane (°):0.0-180.0:1.0
 Test Device: GPM-1800B
 Distance: 11.655 m [K=1.0000]
 Humidity:
 Inspector:

LCS Graph



Back Light

Forward Light

Scale= MAX LCS%

Trapped Light:NA,NA

C Plane (°):0.0-360.0: 30.0

Test Lab:

Test Type: TYPE C

Temperature:

Operator:

Gamma Plane (°):0.0-180.0:1.0

Test Device: GPM-1800B

Distance: 11.655 m [K=1.0000]

Humidity:

Inspector:

Utilisation Factor Table(Floor cavity)

Utilisation Factors UF(F)			SHR NOM = 1.25									
Room Reflectance			Room Index(RI)									
Ceiling	Wall	Floor	0.75	1.00	1.25	1.50	2.00	2.50	3.00	4.00	5.00	
0.70	0.50	0.20	0.61	0.71	0.78	0.83	0.90	0.94	0.97	1.02	1.04	
	0.30		0.54	0.64	0.71	0.76	0.84	0.89	0.93	0.98	1.01	
	0.20		0.48	0.58	0.66	0.71	0.79	0.85	0.89	0.94	0.98	
0.50	0.50	0.20	0.59	0.69	0.75	0.80	0.86	0.91	0.94	0.98	1.00	
	0.30		0.53	0.62	0.69	0.74	0.82	0.86	0.90	0.94	0.97	
	0.20		0.48	0.58	0.65	0.70	0.77	0.83	0.86	0.92	0.95	
0.30	0.50	0.20	0.58	0.67	0.73	0.77	0.83	0.87	0.90	0.94	0.96	
	0.30		0.52	0.61	0.68	0.73	0.79	0.84	0.87	0.91	0.94	
	0.20		0.47	0.57	0.64	0.69	0.76	0.81	0.84	0.89	0.92	
0.00	0.00	0.00	0.45	0.55	0.61	0.66	0.72	0.77	0.80	0.84	0.87	
<p>Rating:6W Photometrically tested without ceiling board. Multiply UF values by service correction factors Calculate in accordance with CIBSE Technical Memorandum NO.5 1980</p>												

C Plane (°):0.0-360.0: 30.0
 Test Lab:
 Test Type: TYPE C
 Temperature:
 Operator:

Gamma Plane (°):0.0-180.0:1.0
 Test Device: GPM-1800B
 Distance: 11.655 m [K=1.0000]
 Humidity:
 Inspector:

Utilisation Factor Table(Wall)

Utilisation Factors UF(W)			SHR NOM = 1.25									
Room Reflectance			Room Index(RI)									
Ceiling	Wall	Floor	0.75	1.00	1.25	1.50	2.00	2.50	3.00	4.00	5.00	
0.70	0.50	0.20	0.93	0.76	0.65	0.56	0.45	0.37	0.32	0.25	0.20	
	0.30		0.78	0.65	0.57	0.50	0.41	0.34	0.29	0.23	0.19	
	0.20		0.67	0.57	0.50	0.45	0.37	0.32	0.27	0.22	0.18	
0.50	0.50	0.20	0.90	0.73	0.62	0.54	0.43	0.39	0.30	0.23	0.19	
	0.30		0.76	0.64	0.55	0.48	0.39	0.33	0.28	0.22	0.18	
	0.20		0.66	0.56	0.49	0.44	0.36	0.30	0.27	0.21	0.18	
0.30	0.50	0.20	0.87	0.70	0.59	0.51	0.41	0.34	0.29	0.22	0.18	
	0.30		0.74	0.62	0.53	0.47	0.38	0.31	0.27	0.21	0.17	
	0.20		0.65	0.55	0.48	0.43	0.35	0.29	0.26	0.20	0.17	
0.00	0.00	0.00	0.54	0.45	0.38	0.34	0.27	0.23	0.19	0.15	0.12	
<p>Rating:6W Photometrically tested without ceiling board. Multiply UF values by service correction factors Calculate in accordance with CIBSE Technical Memorandum NO.5 1980</p>												

C Plane (°):0.0-360.0: 30.0
 Test Lab:
 Test Type: TYPE C
 Temperature:
 Operator:

Gamma Plane (°):0.0-180.0:1.0
 Test Device: GPM-1800B
 Distance: 11.655 m [K=1.0000]
 Humidity:
 Inspector:

Utilisation Factor Table(Ceiling cavity)

Utilisation Factors UF(C)			SHR NOM = 1.25									
Room Reflectance			Room Index(RI)									
Ceiling	Wall	Floor	0.75	1.00	1.25	1.50	2.00	2.50	3.00	4.00	5.00	
0.70	0.50	0.20	0.16	0.18	0.19	0.19	0.20	0.21	0.21	0.22	0.22	
	0.30		0.10	0.12	0.13	0.14	0.16	0.17	0.18	0.19	0.20	
	0.20		0.05	0.07	0.09	0.10	0.12	0.14	0.15	0.16	0.18	
0.50	0.50	0.20	0.16	0.17	0.18	0.19	0.19	0.20	0.20	0.21	0.21	
	0.30		0.10	0.11	0.13	0.14	0.15	0.16	0.17	0.18	0.19	
	0.20		0.05	0.07	0.09	0.10	0.12	0.13	0.14	0.16	0.17	
0.30	0.50	0.20	0.15	0.16	0.17	0.18	0.19	0.19	0.20	0.20	0.20	
	0.30		0.10	0.11	0.12	0.13	0.15	0.16	0.17	0.18	0.18	
	0.20		0.05	0.07	0.08	0.10	0.11	0.13	0.14	0.16	0.17	
0.00	0.00	0.00	0.01	0.01	0.01	0.01	0.01	0.01	0.01	0.01	0.01	
<p>Rating:6W Photometrically tested without ceiling board. Multiply UF values by service correction factors Calculate in accordance with CIBSE Technical Memorandum NO.5 1980</p>												

C Plane (°):0.0-360.0: 30.0
 Test Lab:
 Test Type: TYPE C
 Temperature:
 Operator:

Gamma Plane (°):0.0-180.0:1.0
 Test Device: GPM-1800B
 Distance: 11.655 m [K=1.0000]
 Humidity:
 Inspector:

Zonal Lumen

Gamma [°]	I _{mean} [cd]	Zonal Flux [lm]	Sum Zonal Flux [lm]	Rel Zonal Flux [%]	Sum Rel Zonal Flux [%]
0.0-1.0	322.1	0.3	0.3	0.04	0.04
1.0-2.0	321.8	0.9	1.2	0.12	0.17
2.0-3.0	321.4	1.5	2.8	0.21	0.37
3.0-4.0	321.1	2.1	4.9	0.29	0.67
4.0-5.0	320.3	2.8	7.7	0.37	1.04
5.0-6.0	319.3	3.4	11.0	0.45	1.49
6.0-7.0	318.3	4.0	15.0	0.53	2.03
7.0-8.0	317.0	4.5	19.5	0.61	2.64
8.0-9.0	315.5	5.1	24.6	0.69	3.33
9.0-10.0	313.9	5.7	30.3	0.77	4.10
10.0-11.0	311.9	6.2	36.5	0.84	4.94
11.0-12.0	310.1	6.8	43.3	0.92	5.86
12.0-13.0	308.1	7.3	50.6	0.99	6.85
13.0-14.0	305.7	7.8	58.5	1.06	7.91
14.0-15.0	303.1	8.3	66.8	1.13	9.03
15.0-16.0	300.6	8.8	75.6	1.19	10.22
16.0-17.0	297.8	9.3	84.9	1.25	11.48
17.0-18.0	294.7	9.7	94.6	1.31	12.79
18.0-19.0	291.3	10.1	104.7	1.37	14.16
19.0-20.0	287.4	10.5	115.2	1.42	15.59
20.0-21.0	283.7	10.9	126.1	1.47	17.06
21.0-22.0	279.9	11.2	137.4	1.52	18.58
22.0-23.0	275.8	11.6	149.0	1.57	20.15
23.0-24.0	271.5	11.9	160.8	1.61	21.75
24.0-25.0	267.2	12.1	173.0	1.64	23.39
25.0-26.0	262.8	12.4	185.4	1.68	25.07
26.0-27.0	258.4	12.6	198.0	1.71	26.78
27.0-28.0	253.9	12.9	210.9	1.74	28.52
28.0-29.0	249.3	13.0	223.9	1.76	30.28
29.0-30.0	244.7	13.2	237.2	1.79	32.07
30.0-31.0	240.0	13.4	250.5	1.81	33.88
31.0-32.0	235.2	13.5	264.0	1.82	35.70
32.0-33.0	230.3	13.6	277.6	1.83	37.53
33.0-34.0	225.4	13.6	291.2	1.84	39.38
34.0-35.0	220.6	13.7	304.9	1.85	41.23
35.0-36.0	215.6	13.7	318.6	1.86	43.09

C Plane (°):0.0-360.0: 30.0
 Test Lab:
 Test Type: TYPE C
 Temperature:
 Operator:

Gamma Plane (°):0.0-180.0:1.0
 Test Device: GPM-1800B
 Distance: 11.655 m [K=1.0000]
 Humidity:
 Inspector:

Zonal Lumen (Continue 1)

Gamma [°]	I _{mean} [cd]	Zonal Flux [lm]	Sum Zonal Flux [lm]	Rel Zonal Flux [%]	Sum Rel Zonal Flux [%]
36.0-37.0	210.6	13.7	332.4	1.86	44.95
37.0-38.0	205.7	13.7	346.1	1.86	46.80
38.0-39.0	200.7	13.7	359.8	1.85	48.66
39.0-40.0	195.6	13.6	373.4	1.85	50.50
40.0-41.0	190.6	13.6	387.0	1.84	52.34
41.0-42.0	185.4	13.5	400.5	1.82	54.16
42.0-43.0	180.3	13.4	413.8	1.81	55.97
43.0-44.0	175.3	13.2	427.1	1.79	57.76
44.0-45.0	170.0	13.1	440.1	1.77	59.52
45.0-46.0	164.9	12.9	453.0	1.74	61.27
46.0-47.0	159.8	12.7	465.8	1.72	62.99
47.0-48.0	154.9	12.5	478.3	1.69	64.68
48.0-49.0	149.9	12.3	490.6	1.67	66.35
49.0-50.0	144.9	12.1	502.7	1.63	67.98
50.0-51.0	140.0	11.8	514.5	1.60	69.58
51.0-52.0	135.1	11.6	526.1	1.57	71.15
52.0-53.0	130.3	11.3	537.5	1.53	72.68
53.0-54.0	125.6	11.1	548.5	1.50	74.18
54.0-55.0	120.9	10.8	559.3	1.46	75.64
55.0-56.0	116.2	10.5	569.8	1.42	77.06
56.0-57.0	111.6	10.2	580.0	1.38	78.44
57.0-58.0	107.0	9.9	589.9	1.34	79.78
58.0-59.0	102.5	9.6	599.5	1.30	81.08
59.0-60.0	98.0	9.3	608.8	1.25	82.33
60.0-61.0	93.6	8.9	617.7	1.21	83.54
61.0-62.0	89.2	8.6	626.3	1.16	84.70
62.0-63.0	84.9	8.3	634.6	1.12	85.82
63.0-64.0	80.6	7.9	642.5	1.07	86.89
64.0-65.0	76.4	7.6	650.0	1.02	87.91
65.0-66.0	72.1	7.2	657.2	0.97	88.88
66.0-67.0	68.0	6.8	664.1	0.93	89.81
67.0-68.0	64.0	6.5	670.6	0.88	90.68
68.0-69.0	60.1	6.1	676.7	0.83	91.51
69.0-70.0	56.3	5.8	682.5	0.78	92.29
70.0-71.0	52.5	5.4	687.9	0.73	93.03
71.0-72.0	48.8	5.1	693.0	0.69	93.71

C Plane (°):0.0-360.0: 30.0
 Test Lab:
 Test Type: TYPE C
 Temperature:
 Operator:

Gamma Plane (°):0.0-180.0:1.0
 Test Device: GPM-1800B
 Distance: 11.655 m [K=1.0000]
 Humidity:
 Inspector:

Zonal Lumen (Continue 2)

Gamma [°]	I _{mean} [cd]	Zonal Flux [lm]	Sum Zonal Flux [lm]	Rel Zonal Flux [%]	Sum Rel Zonal Flux [%]
72.0-73.0	45.4	4.7	697.7	0.64	94.36
73.0-74.0	42.0	4.4	702.1	0.60	94.95
74.0-75.0	38.7	4.1	706.2	0.55	95.51
75.0-76.0	35.5	3.8	710.0	0.51	96.02
76.0-77.0	32.4	3.5	713.5	0.47	96.48
77.0-78.0	29.3	3.1	716.6	0.42	96.91
78.0-79.0	26.4	2.8	719.4	0.38	97.29
79.0-80.0	23.5	2.5	722.0	0.34	97.64
80.0-81.0	20.8	2.2	724.2	0.30	97.94
81.0-82.0	18.2	2.0	726.2	0.27	98.21
82.0-83.0	15.7	1.7	727.9	0.23	98.44
83.0-84.0	13.5	1.5	729.4	0.20	98.63
84.0-85.0	11.5	1.3	730.6	0.17	98.80
85.0-86.0	9.7	1.1	731.7	0.14	98.95
86.0-87.0	8.1	0.9	732.6	0.12	99.07
87.0-88.0	6.6	0.7	733.3	0.10	99.16
88.0-89.0	5.3	0.6	733.9	0.08	99.24
89.0-90.0	4.2	0.5	734.3	0.06	99.30
90.0-91.0	3.2	0.4	734.7	0.05	99.35
91.0-92.0	2.4	0.3	734.9	0.04	99.39
92.0-93.0	1.7	0.2	735.1	0.02	99.41
93.0-94.0	1.1	0.1	735.2	0.02	99.43
94.0-95.0	0.8	0.1	735.3	0.01	99.44
95.0-96.0	0.5	0.1	735.4	0.01	99.45
96.0-97.0	0.4	0.0	735.4	0.01	99.45
97.0-98.0	0.2	0.0	735.4	0.00	99.46
98.0-99.0	0.2	0.0	735.5	0.00	99.46
99.0-100.0	0.2	0.0	735.5	0.00	99.46
100.0-101.0	0.2	0.0	735.5	0.00	99.47
101.0-102.0	0.2	0.0	735.5	0.00	99.47
102.0-103.0	0.2	0.0	735.5	0.00	99.47
103.0-104.0	0.2	0.0	735.6	0.00	99.47
104.0-105.0	0.2	0.0	735.6	0.00	99.48
105.0-106.0	0.3	0.0	735.6	0.00	99.48
106.0-107.0	0.3	0.0	735.7	0.00	99.49
107.0-108.0	0.3	0.0	735.7	0.00	99.49

C Plane (°):0.0-360.0: 30.0
 Test Lab:
 Test Type: TYPE C
 Temperature:
 Operator:

Gamma Plane (°):0.0-180.0:1.0
 Test Device: GPM-1800B
 Distance: 11.655 m [K=1.0000]
 Humidity:
 Inspector:

Zonal Lumen (Continue 3)

Gamma [°]	I _{mean} [cd]	Zonal Flux [lm]	Sum Zonal Flux [lm]	Rel Zonal Flux [%]	Sum Rel Zonal Flux [%]
108.0-109.0	0.3	0.0	735.7	0.00	99.49
109.0-110.0	0.3	0.0	735.7	0.00	99.50
110.0-111.0	0.4	0.0	735.8	0.00	99.50
111.0-112.0	0.4	0.0	735.8	0.01	99.51
112.0-113.0	0.4	0.0	735.9	0.01	99.51
113.0-114.0	0.4	0.0	735.9	0.01	99.52
114.0-115.0	0.4	0.0	735.9	0.01	99.53
115.0-116.0	0.5	0.0	736.0	0.01	99.53
116.0-117.0	0.5	0.0	736.0	0.01	99.54
117.0-118.0	0.5	0.0	736.1	0.01	99.55
118.0-119.0	0.5	0.1	736.1	0.01	99.55
119.0-120.0	0.6	0.1	736.2	0.01	99.56
120.0-121.0	0.6	0.1	736.2	0.01	99.57
121.0-122.0	0.6	0.1	736.3	0.01	99.57
122.0-123.0	0.6	0.1	736.4	0.01	99.58
123.0-124.0	0.6	0.1	736.4	0.01	99.59
124.0-125.0	0.7	0.1	736.5	0.01	99.60
125.0-126.0	0.7	0.1	736.5	0.01	99.61
126.0-127.0	0.7	0.1	736.6	0.01	99.62
127.0-128.0	0.7	0.1	736.7	0.01	99.62
128.0-129.0	0.8	0.1	736.7	0.01	99.63
129.0-130.0	0.8	0.1	736.8	0.01	99.64
130.0-131.0	0.8	0.1	736.9	0.01	99.65
131.0-132.0	0.8	0.1	736.9	0.01	99.66
132.0-133.0	0.9	0.1	737.0	0.01	99.67
133.0-134.0	0.9	0.1	737.1	0.01	99.68
134.0-135.0	0.9	0.1	737.2	0.01	99.69
135.0-136.0	0.9	0.1	737.2	0.01	99.70
136.0-137.0	1.0	0.1	737.3	0.01	99.71
137.0-138.0	1.0	0.1	737.4	0.01	99.72
138.0-139.0	1.0	0.1	737.4	0.01	99.73
139.0-140.0	1.0	0.1	737.5	0.01	99.74
140.0-141.0	1.0	0.1	737.6	0.01	99.75
141.0-142.0	1.1	0.1	737.7	0.01	99.76
142.0-143.0	1.1	0.1	737.7	0.01	99.77
143.0-144.0	1.1	0.1	737.8	0.01	99.78

C Plane (°):0.0-360.0: 30.0
 Test Lab:
 Test Type: TYPE C
 Temperature:
 Operator:

Gamma Plane (°):0.0-180.0:1.0
 Test Device: GPM-1800B
 Distance: 11.655 m [K=1.0000]
 Humidity:
 Inspector:

Zonal Lumen (Continue 4)

Gamma [°]	I _{mean} [cd]	Zonal Flux [lm]	Sum Zonal Flux [lm]	Rel Zonal Flux [%]	Sum Rel Zonal Flux [%]
144.0-145.0	1.1	0.1	737.9	0.01	99.79
145.0-146.0	1.2	0.1	738.0	0.01	99.80
146.0-147.0	1.2	0.1	738.0	0.01	99.81
147.0-148.0	1.2	0.1	738.1	0.01	99.82
148.0-149.0	1.2	0.1	738.2	0.01	99.83
149.0-150.0	1.3	0.1	738.2	0.01	99.84
150.0-151.0	1.3	0.1	738.3	0.01	99.84
151.0-152.0	1.3	0.1	738.4	0.01	99.85
152.0-153.0	1.3	0.1	738.4	0.01	99.86
153.0-154.0	1.3	0.1	738.5	0.01	99.87
154.0-155.0	1.4	0.1	738.6	0.01	99.88
155.0-156.0	1.4	0.1	738.6	0.01	99.89
156.0-157.0	1.4	0.1	738.7	0.01	99.90
157.0-158.0	1.4	0.1	738.7	0.01	99.90
158.0-159.0	1.4	0.1	738.8	0.01	99.91
159.0-160.0	1.5	0.1	738.9	0.01	99.92
160.0-161.0	1.5	0.1	738.9	0.01	99.93
161.0-162.0	1.5	0.1	739.0	0.01	99.93
162.0-163.0	1.5	0.0	739.0	0.01	99.94
163.0-164.0	1.5	0.0	739.1	0.01	99.95
164.0-165.0	1.5	0.0	739.1	0.01	99.95
165.0-166.0	1.6	0.0	739.2	0.01	99.96
166.0-167.0	1.6	0.0	739.2	0.01	99.96
167.0-168.0	1.6	0.0	739.2	0.01	99.97
168.0-169.0	1.6	0.0	739.3	0.00	99.97
169.0-170.0	1.6	0.0	739.3	0.00	99.98
170.0-171.0	1.6	0.0	739.3	0.00	99.98
171.0-172.0	1.6	0.0	739.4	0.00	99.99
172.0-173.0	1.6	0.0	739.4	0.00	99.99
173.0-174.0	1.6	0.0	739.4	0.00	99.99
174.0-175.0	1.7	0.0	739.4	0.00	99.99
175.0-176.0	1.7	0.0	739.4	0.00	100.00
176.0-177.0	1.7	0.0	739.4	0.00	100.00
177.0-178.0	1.7	0.0	739.4	0.00	100.00
178.0-179.0	1.7	0.0	739.5	0.00	100.00
179.0-180.0	1.7	0.0	739.5	0.00	100.00

C Plane (°):0.0-360.0: 30.0
 Test Lab:
 Test Type: TYPE C
 Temperature:
 Operator:

Gamma Plane (°):0.0-180.0:1.0
 Test Device: GPM-1800B
 Distance: 11.655 m [K=1.0000]
 Humidity:
 Inspector:

Candlepower Table

Unit: cd

G\C	C0.0	C30.0	C60.0	C90.0	C120.0	C150.0	C180.0	C210.0	C240.0	C270.0
G0.0	323.0	322.4	322.3	322.4	321.5	321.8	323.0	322.4	322.3	322.4
G1.0	324.1	322.3	321.9	321.7	321.3	320.2	322.5	322.8	322.0	321.7
G2.0	323.4	322.7	321.6	320.5	320.5	320.2	320.7	321.4	321.8	321.6
G3.0	322.8	323.3	321.6	321.6	320.4	319.6	321.9	320.8	321.4	320.9
G4.0	322.7	321.9	321.0	320.1	319.9	318.8	320.5	320.1	320.7	321.7
G5.0	322.0	320.6	320.1	318.2	319.2	317.7	319.0	319.2	319.1	321.9
G6.0	320.0	319.8	319.1	318.1	317.0	318.0	318.9	318.2	319.1	319.4
G7.0	320.4	318.7	318.7	317.2	315.9	315.4	316.6	317.1	317.7	317.7
G8.0	318.3	316.5	316.4	315.3	314.1	314.4	315.6	315.3	316.8	316.6
G9.0	317.4	315.4	315.3	314.5	312.5	313.3	314.1	313.6	314.7	315.7
G10.0	315.0	314.1	312.8	311.7	310.8	310.7	311.8	313.0	313.2	313.6
G11.0	313.8	311.9	310.8	308.7	308.6	308.9	310.5	311.1	310.4	312.1
G12.0	312.6	311.2	308.8	307.9	306.1	306.8	308.1	309.2	309.0	310.4
G13.0	310.8	309.1	306.4	304.1	303.7	304.8	306.3	307.2	306.4	307.9
G14.0	308.3	306.8	303.5	300.3	300.4	302.3	304.4	303.7	304.4	305.0
G15.0	306.1	304.1	300.9	298.0	297.6	299.7	301.3	302.2	301.8	303.3
G16.0	305.9	302.2	297.6	294.9	294.0	297.0	299.8	299.8	298.5	299.7
G17.0	303.6	298.7	294.0	290.4	290.6	294.0	297.6	297.5	295.6	296.4
G18.0	300.7	296.4	290.6	286.3	285.6	291.8	295.3	295.0	292.0	292.5
G19.0	297.8	294.4	286.3	281.9	282.5	287.7	290.9	291.0	288.1	288.3
G20.0	294.9	289.9	282.4	277.2	277.3	284.4	287.4	286.8	283.9	285.0
G21.0	292.5	287.3	278.0	273.3	272.9	280.2	283.8	284.1	279.4	280.7
G22.0	289.0	283.1	272.8	268.9	269.0	276.0	279.6	280.1	276.4	276.4
G23.0	285.1	279.8	269.5	264.9	265.1	270.9	275.3	275.3	271.1	272.1
G24.0	282.3	275.2	264.7	261.0	260.0	266.4	270.0	269.7	267.6	267.8
G25.0	277.7	271.5	260.1	257.2	256.0	261.5	265.1	265.7	262.6	264.3
G26.0	273.5	267.7	255.7	253.1	251.1	256.3	260.3	260.6	258.5	261.0
G27.0	268.8	262.5	251.6	249.3	247.2	251.3	254.7	255.1	254.6	257.0
G28.0	263.5	257.6	247.6	245.5	243.1	246.0	250.2	249.2	251.0	252.3
G29.0	260.1	252.7	243.7	241.6	238.5	240.7	245.4	245.2	245.9	248.1
G30.0	255.4	247.0	239.1	237.4	234.5	235.6	239.0	239.3	241.5	244.8
G31.0	250.3	242.3	235.0	233.9	230.2	230.3	233.5	233.5	237.5	241.6
G32.0	244.3	236.4	231.0	230.3	226.8	224.9	226.0	228.1	232.9	237.0
G33.0	239.4	230.6	227.0	225.9	221.6	219.0	219.8	222.6	229.0	233.2
G34.0	234.3	225.9	223.0	222.3	218.0	214.0	212.5	216.6	224.1	229.6
G35.0	228.6	220.6	218.6	218.2	213.2	208.2	205.5	211.6	220.3	225.4
G36.0	222.9	215.6	214.6	214.1	208.7	202.8	198.8	204.7	215.5	221.6

C Plane (°):0.0-360.0: 30.0
 Test Lab:
 Test Type: TYPE C
 Temperature:
 Operator:

Gamma Plane (°):0.0-180.0:1.0
 Test Device: GPM-1800B
 Distance: 11.655 m [K=1.0000]
 Humidity:
 Inspector:

Candlepower Table (Continue 1)

Unit: cd

G\C	C0.0	C30.0	C60.0	C90.0	C120.0	C150.0	C180.0	C210.0	C240.0	C270.0
G37.0	217.1	210.3	209.9	211.1	204.6	197.3	191.6	199.5	211.1	217.5
G38.0	211.1	205.2	206.7	206.4	199.7	191.7	183.9	193.5	206.8	213.6
G39.0	204.2	200.1	202.1	202.8	196.5	186.1	176.9	187.9	201.9	209.9
G40.0	198.4	195.4	197.6	198.0	191.8	180.3	170.0	181.3	197.5	206.5
G41.0	191.6	189.5	193.6	194.6	187.5	174.4	163.2	175.6	193.1	201.9
G42.0	185.6	184.0	189.2	190.6	182.6	168.7	155.9	169.6	188.0	197.7
G43.0	179.5	178.9	184.9	187.3	178.6	163.5	149.2	163.9	183.5	194.1
G44.0	172.5	173.8	180.2	182.4	174.0	157.4	143.1	157.8	179.0	189.4
G45.0	166.2	168.4	175.8	178.3	169.3	151.6	136.9	151.6	174.4	185.5
G46.0	160.5	162.6	170.9	174.1	164.7	146.1	130.1	146.2	169.7	181.1
G47.0	154.2	158.2	166.6	169.6	160.4	140.0	124.3	140.2	165.1	176.4
G48.0	147.9	152.3	162.5	165.4	155.9	134.9	118.7	134.8	160.7	172.6
G49.0	142.3	147.2	157.5	161.1	151.0	129.5	113.1	128.6	156.1	168.3
G50.0	136.7	142.1	153.2	156.8	146.6	124.4	108.0	123.4	151.6	163.4
G51.0	131.2	137.2	148.7	152.1	142.1	118.2	102.9	118.9	146.6	158.8
G52.0	125.4	131.8	144.0	147.3	137.6	113.4	98.3	113.3	141.7	154.6
G53.0	120.3	126.6	139.4	143.1	133.1	108.9	93.5	108.1	137.3	150.3
G54.0	115.4	122.3	134.7	138.6	128.2	103.9	89.8	103.1	133.1	145.5
G55.0	110.9	117.3	130.0	133.8	123.7	99.1	85.2	98.4	127.6	140.9
G56.0	106.4	112.3	125.6	129.1	119.3	94.5	81.2	93.7	123.0	135.7
G57.0	101.9	107.5	120.9	123.9	114.6	89.7	77.4	89.3	118.3	131.0
G58.0	97.7	103.1	116.3	119.1	109.8	85.6	73.5	84.5	113.3	126.3
G59.0	93.7	98.8	111.7	114.0	105.2	80.6	70.1	80.3	108.7	121.3
G60.0	89.5	94.3	107.2	108.4	100.7	76.6	66.5	76.4	104.0	116.3
G61.0	85.9	89.9	102.8	103.5	95.6	72.6	63.3	72.3	99.4	111.0
G62.0	82.1	85.8	97.9	98.5	91.0	68.7	60.1	68.3	94.9	106.4
G63.0	78.7	81.8	93.1	92.4	86.2	65.1	56.9	64.7	89.6	100.7
G64.0	74.9	77.8	88.4	87.5	81.8	61.1	53.9	61.3	85.2	95.7
G65.0	71.4	73.6	83.9	81.8	77.2	57.8	51.3	57.4	80.5	90.7
G66.0	68.1	69.9	79.5	76.7	71.9	54.3	48.2	54.4	75.9	85.1
G67.0	64.7	66.4	74.1	71.1	67.5	51.3	45.5	51.3	71.5	80.2
G68.0	61.4	62.3	69.8	66.3	62.9	47.9	42.9	48.2	67.1	74.9
G69.0	58.3	59.1	65.2	61.7	58.1	45.0	40.2	45.0	63.2	70.0
G70.0	55.2	55.8	60.7	57.4	54.0	42.0	37.5	42.2	58.9	64.9
G71.0	51.8	52.6	56.0	53.1	49.9	38.9	35.0	39.4	54.4	59.8
G72.0	49.0	49.3	51.8	49.2	46.0	36.0	32.6	36.7	50.4	55.5
G73.0	46.0	46.3	47.8	45.6	42.1	33.4	30.2	33.9	46.5	51.4

C Plane (°):0.0-360.0: 30.0
 Test Lab:
 Test Type: TYPE C
 Temperature:
 Operator:

Gamma Plane (°):0.0-180.0:1.0
 Test Device: GPM-1800B
 Distance: 11.655 m [K=1.0000]
 Humidity:
 Inspector:

Candlepower Table (Continue 2)

Unit: cd

G\C	C0.0	C30.0	C60.0	C90.0	C120.0	C150.0	C180.0	C210.0	C240.0	C270.0
G74.0	43.0	43.3	44.1	41.7	38.5	30.8	27.5	31.4	42.9	47.7
G75.0	39.9	40.4	40.2	37.6	35.1	28.0	25.3	28.9	38.9	43.5
G76.0	37.1	37.4	36.9	33.9	31.8	25.5	23.0	26.4	35.5	39.8
G77.0	34.4	34.4	33.6	30.0	28.5	23.0	20.6	23.8	32.3	36.3
G78.0	31.7	31.6	30.5	26.0	25.0	20.6	18.0	21.4	28.9	32.3
G79.0	29.0	28.9	27.4	22.4	21.8	18.1	16.1	19.1	25.8	28.5
G80.0	26.2	25.9	24.1	19.5	18.8	16.0	14.4	16.9	22.9	24.8
G81.0	23.6	23.3	20.9	16.6	15.8	14.3	12.7	15.0	19.7	21.6
G82.0	21.2	20.7	18.0	13.5	13.3	12.6	10.9	13.3	16.6	18.4
G83.0	18.8	18.4	15.2	10.8	11.1	11.0	9.5	11.6	14.1	15.6
G84.0	16.6	16.2	12.8	8.4	9.2	9.5	8.4	10.1	11.9	12.7
G85.0	14.7	14.3	10.8	6.4	7.5	8.3	7.1	8.8	10.0	10.3
G86.0	13.0	12.6	8.9	4.3	6.1	7.1	5.7	7.6	8.4	7.8
G87.0	11.3	11.0	7.3	3.5	4.8	5.5	4.2	6.3	6.8	5.5
G88.0	9.7	9.6	6.1	3.0	3.6	3.9	2.5	4.6	5.5	3.9
G89.0	8.4	8.3	4.9	2.6	2.5	2.1	1.6	2.9	4.2	3.4
G90.0	7.2	6.9	3.8	2.3	1.3	1.2	0.9	1.6	2.9	2.9
G91.0	5.8	5.3	2.7	2.1	1.1	0.8	0.7	1.0	1.8	2.5
G92.0	3.8	3.4	1.6	2.0	0.9	0.5	0.5	0.7	1.1	2.3
G93.0	2.2	1.7	1.3	1.8	0.6	0.3	0.3	0.4	0.9	2.2
G94.0	1.4	1.1	1.1	1.4	0.5	0.2	0.2	0.2	0.7	1.9
G95.0	0.9	0.8	0.8	1.0	0.3	0.1	0.1	0.2	0.5	1.6
G96.0	0.6	0.5	0.5	0.6	0.2	0.1	0.1	0.1	0.3	1.2
G97.0	0.4	0.3	0.3	0.3	0.2	0.2	0.1	0.1	0.2	0.6
G98.0	0.3	0.3	0.2	0.2	0.2	0.2	0.1	0.1	0.2	0.3
G99.0	0.2	0.2	0.2	0.2	0.2	0.2	0.2	0.2	0.2	0.2
G100.0	0.2	0.2	0.2	0.2	0.2	0.2	0.2	0.2	0.2	0.2
G101.0	0.2	0.2	0.2	0.2	0.2	0.2	0.2	0.2	0.2	0.2
G102.0	0.2	0.2	0.2	0.2	0.3	0.2	0.2	0.2	0.2	0.2
G103.0	0.1	0.2	0.2	0.3	0.3	0.2	0.2	0.2	0.3	0.2
G104.0	0.2	0.2	0.3	0.3	0.3	0.3	0.2	0.2	0.3	0.2
G105.0	0.2	0.2	0.3	0.3	0.3	0.3	0.2	0.3	0.3	0.3
G106.0	0.2	0.2	0.3	0.3	0.3	0.3	0.3	0.3	0.3	0.3
G107.0	0.2	0.3	0.3	0.3	0.3	0.3	0.3	0.3	0.3	0.3
G108.0	0.2	0.3	0.3	0.3	0.3	0.3	0.3	0.3	0.3	0.3
G109.0	0.2	0.3	0.3	0.4	0.4	0.4	0.3	0.3	0.3	0.3
G110.0	0.2	0.3	0.4	0.4	0.4	0.4	0.3	0.3	0.4	0.4

C Plane (°):0.0-360.0: 30.0
 Test Lab:
 Test Type: TYPE C
 Temperature:
 Operator:

Gamma Plane (°):0.0-180.0:1.0
 Test Device: GPM-1800B
 Distance: 11.655 m [K=1.0000]
 Humidity:
 Inspector:

Candlepower Table (Continue 3)

Unit: cd

G\C	C0.0	C30.0	C60.0	C90.0	C120.0	C150.0	C180.0	C210.0	C240.0	C270.0
G111.0	0.3	0.3	0.4	0.4	0.4	0.4	0.3	0.4	0.4	0.4
G112.0	0.3	0.3	0.4	0.4	0.4	0.4	0.4	0.4	0.4	0.4
G113.0	0.3	0.4	0.4	0.5	0.4	0.4	0.4	0.4	0.4	0.4
G114.0	0.3	0.4	0.4	0.5	0.5	0.5	0.4	0.4	0.4	0.5
G115.0	0.3	0.4	0.4	0.5	0.5	0.5	0.4	0.4	0.5	0.5
G116.0	0.4	0.4	0.5	0.6	0.5	0.5	0.4	0.5	0.5	0.5
G117.0	0.4	0.5	0.5	0.6	0.5	0.5	0.5	0.5	0.5	0.5
G118.0	0.4	0.5	0.5	0.6	0.6	0.5	0.5	0.5	0.6	0.5
G119.0	0.4	0.5	0.6	0.6	0.6	0.6	0.5	0.5	0.6	0.6
G120.0	0.4	0.5	0.6	0.6	0.6	0.6	0.6	0.6	0.6	0.6
G121.0	0.5	0.6	0.6	0.7	0.6	0.6	0.6	0.6	0.6	0.6
G122.0	0.5	0.6	0.6	0.7	0.7	0.6	0.6	0.6	0.6	0.6
G123.0	0.5	0.6	0.7	0.7	0.7	0.6	0.6	0.6	0.7	0.7
G124.0	0.6	0.6	0.7	0.8	0.7	0.7	0.7	0.7	0.7	0.7
G125.0	0.6	0.6	0.7	0.8	0.7	0.7	0.7	0.7	0.7	0.7
G126.0	0.6	0.7	0.7	0.8	0.8	0.7	0.7	0.7	0.7	0.7
G127.0	0.6	0.7	0.7	0.8	0.8	0.7	0.7	0.7	0.8	0.7
G128.0	0.7	0.7	0.8	0.8	0.8	0.8	0.8	0.8	0.8	0.8
G129.0	0.7	0.8	0.8	0.9	0.8	0.8	0.8	0.8	0.8	0.8
G130.0	0.7	0.8	0.8	0.9	0.8	0.8	0.8	0.8	0.8	0.8
G131.0	0.8	0.8	0.8	0.9	0.9	0.9	0.8	0.8	0.9	0.9
G132.0	0.8	0.8	0.9	0.9	0.9	0.9	0.9	0.8	0.9	0.9
G133.0	0.8	0.8	0.9	0.9	0.9	0.9	0.9	0.9	0.9	0.9
G134.0	0.8	0.9	0.9	1.0	0.9	0.9	0.9	0.9	0.9	0.9
G135.0	0.8	0.9	0.9	1.0	1.0	0.9	0.9	0.9	0.9	0.9
G136.0	0.9	0.9	0.9	1.0	1.0	1.0	0.9	0.9	1.0	1.0
G137.0	0.9	0.9	1.0	1.0	1.0	1.0	1.0	0.9	1.0	1.0
G138.0	0.9	1.0	1.0	1.1	1.0	1.0	1.0	1.0	1.0	1.0
G139.0	0.9	1.0	1.0	1.1	1.1	1.0	1.0	1.0	1.0	1.0
G140.0	1.0	1.0	1.0	1.1	1.1	1.0	1.0	1.0	1.1	1.0
G141.0	1.0	1.1	1.1	1.1	1.1	1.1	1.1	1.1	1.1	1.1
G142.0	1.0	1.1	1.1	1.1	1.1	1.1	1.1	1.1	1.1	1.1
G143.0	1.1	1.1	1.1	1.2	1.2	1.1	1.1	1.1	1.1	1.1
G144.0	1.1	1.1	1.1	1.2	1.2	1.1	1.1	1.1	1.1	1.1
G145.0	1.1	1.1	1.2	1.2	1.2	1.1	1.1	1.1	1.2	1.2
G146.0	1.1	1.2	1.2	1.3	1.2	1.2	1.2	1.2	1.2	1.2
G147.0	1.1	1.2	1.2	1.3	1.3	1.2	1.2	1.2	1.2	1.2

C Plane (°):0.0-360.0: 30.0
 Test Lab:
 Test Type: TYPE C
 Temperature:
 Operator:

Gamma Plane (°):0.0-180.0:1.0
 Test Device: GPM-1800B
 Distance: 11.655 m [K=1.0000]
 Humidity:
 Inspector:

Candlepower Table (Continue 4)

Unit: cd

G\C	C0.0	C30.0	C60.0	C90.0	C120.0	C150.0	C180.0	C210.0	C240.0	C270.0
G148.0	1.2	1.2	1.2	1.3	1.3	1.2	1.2	1.2	1.2	1.2
G149.0	1.2	1.2	1.3	1.3	1.3	1.3	1.2	1.2	1.3	1.3
G150.0	1.2	1.2	1.3	1.3	1.3	1.3	1.3	1.3	1.3	1.3
G151.0	1.2	1.3	1.3	1.3	1.3	1.3	1.3	1.3	1.3	1.3
G152.0	1.3	1.3	1.3	1.3	1.3	1.3	1.3	1.3	1.3	1.3
G153.0	1.3	1.3	1.3	1.3	1.4	1.3	1.3	1.3	1.3	1.3
G154.0	1.3	1.3	1.4	1.4	1.4	1.4	1.3	1.4	1.4	1.4
G155.0	1.3	1.3	1.4	1.4	1.4	1.4	1.4	1.4	1.4	1.4
G156.0	1.4	1.4	1.4	1.4	1.4	1.4	1.4	1.4	1.4	1.4
G157.0	1.4	1.4	1.4	1.4	1.5	1.4	1.4	1.4	1.4	1.4
G158.0	1.4	1.4	1.5	1.4	1.5	1.4	1.4	1.4	1.4	1.4
G159.0	1.4	1.4	1.5	1.5	1.5	1.4	1.4	1.5	1.5	1.5
G160.0	1.4	1.5	1.5	1.5	1.5	1.5	1.5	1.5	1.5	1.5
G161.0	1.5	1.5	1.5	1.5	1.5	1.5	1.5	1.5	1.5	1.5
G162.0	1.5	1.5	1.5	1.5	1.5	1.5	1.5	1.5	1.5	1.5
G163.0	1.5	1.5	1.5	1.5	1.5	1.5	1.5	1.5	1.5	1.5
G164.0	1.5	1.5	1.5	1.5	1.5	1.5	1.5	1.5	1.6	1.5
G165.0	1.5	1.5	1.6	1.5	1.6	1.5	1.5	1.5	1.6	1.5
G166.0	1.5	1.5	1.6	1.6	1.6	1.5	1.5	1.6	1.6	1.6
G167.0	1.6	1.6	1.6	1.6	1.6	1.6	1.6	1.6	1.6	1.6
G168.0	1.6	1.6	1.6	1.6	1.6	1.6	1.6	1.6	1.6	1.6
G169.0	1.6	1.6	1.6	1.6	1.6	1.6	1.6	1.6	1.6	1.6
G170.0	1.6	1.6	1.6	1.6	1.6	1.6	1.6	1.6	1.6	1.6
G171.0	1.6	1.6	1.6	1.6	1.6	1.6	1.6	1.6	1.6	1.6
G172.0	1.6	1.6	1.6	1.6	1.6	1.6	1.6	1.6	1.6	1.6
G173.0	1.6	1.7	1.6	1.6	1.6	1.6	1.6	1.7	1.6	1.7
G174.0	1.6	1.7	1.7	1.6	1.7	1.6	1.6	1.7	1.7	1.7
G175.0	1.7	1.7	1.7	1.6	1.6	1.6	1.6	1.7	1.7	1.7
G176.0	1.7	1.7	1.6	1.7	1.6	1.6	1.6	1.7	1.7	1.7
G177.0	1.7	1.7	1.7	1.7	1.6	1.6	1.7	1.7	1.7	1.7
G178.0	1.7	1.7	1.7	1.7	1.6	1.6	1.7	1.7	1.7	1.7
G179.0	1.7	1.7	1.7	1.7	1.7	1.6	1.7	1.7	1.7	1.7
G180.0	1.7	1.7	1.7	1.7	1.7	1.7	1.7	1.7	1.7	1.7

C Plane (°):0.0-360.0: 30.0
 Test Lab:
 Test Type: TYPE C
 Temperature:
 Operator:

Gamma Plane (°):0.0-180.0:1.0
 Test Device: GPM-1800B
 Distance: 11.655 m [K=1.0000]
 Humidity:
 Inspector:

Candlepower Table (Continue 5)

Unit: cd

G\C	C300.0	C330.0	C360.0						
G0.0	321.5	321.8	323.0						
G1.0	322.6	321.5	324.1						
G2.0	321.8	321.2	323.4						
G3.0	321.7	321.5	322.8						
G4.0	321.3	320.9	322.7						
G5.0	321.0	320.1	322.0						
G6.0	320.2	318.5	320.0						
G7.0	319.5	318.6	320.4						
G8.0	317.2	316.9	318.3						
G9.0	316.0	315.7	317.4						
G10.0	314.3	313.9	315.0						
G11.0	312.5	312.3	313.8						
G12.0	311.0	310.6	312.6						
G13.0	308.1	309.1	310.8						
G14.0	305.7	307.0	308.3						
G15.0	303.5	304.0	306.1						
G16.0	300.6	302.0	305.9						
G17.0	297.6	299.3	303.6						
G18.0	294.8	296.7	300.7						
G19.0	289.9	293.5	297.8						
G20.0	286.9	290.0	294.9						
G21.0	283.4	287.7	292.5						
G22.0	278.6	284.2	289.0						
G23.0	274.5	280.9	285.1						
G24.0	270.2	276.5	282.3						
G25.0	266.2	272.9	277.7						
G26.0	261.7	267.7	273.5						
G27.0	258.3	263.6	268.8						
G28.0	253.6	258.9	263.5						
G29.0	249.7	253.7	260.1						
G30.0	244.8	248.3	255.4						
G31.0	240.6	243.6	250.3						
G32.0	236.8	238.7	244.3						
G33.0	232.9	232.3	239.4						
G34.0	228.7	227.5	234.3						
G35.0	225.5	221.9	228.6						
G36.0	220.1	217.4	222.9						

C Plane (°):0.0-360.0: 30.0
 Test Lab:
 Test Type: TYPE C
 Temperature:
 Operator:

Gamma Plane (°):0.0-180.0:1.0
 Test Device: GPM-1800B
 Distance: 11.655 m [K=1.0000]
 Humidity:
 Inspector:

Candlepower Table (Continue 6)

Unit: cd

G\C	C300.0	C330.0	C360.0							
G37.0	216.5	212.0	217.1							
G38.0	212.4	206.6	211.1							
G39.0	208.6	201.2	204.2							
G40.0	203.9	196.2	198.4							
G41.0	199.9	191.5	191.6							
G42.0	195.5	186.0	185.6							
G43.0	190.7	180.7	179.5							
G44.0	186.4	175.4	172.5							
G45.0	182.0	170.0	166.2							
G46.0	177.5	164.9	160.5							
G47.0	172.9	159.8	154.2							
G48.0	168.9	155.2	147.9							
G49.0	164.2	149.5	142.3							
G50.0	159.5	144.2	136.7							
G51.0	155.0	139.1	131.2							
G52.0	150.2	134.3	125.4							
G53.0	145.7	129.0	120.3							
G54.0	141.1	124.2	115.4							
G55.0	136.7	119.2	110.9							
G56.0	131.6	114.5	106.4							
G57.0	127.1	110.1	101.9							
G58.0	122.3	105.0	97.7							
G59.0	118.1	100.7	93.7							
G60.0	113.6	96.4	89.5							
G61.0	108.3	91.9	85.9							
G62.0	103.8	87.7	82.1							
G63.0	99.1	83.8	78.7							
G64.0	94.4	79.7	74.9							
G65.0	89.6	75.7	71.4							
G66.0	84.9	71.8	68.1							
G67.0	80.3	68.2	64.7							
G68.0	75.4	64.5	61.4							
G69.0	71.0	61.2	58.3							
G70.0	66.7	57.5	55.2							
G71.0	62.0	54.2	51.8							
G72.0	57.2	51.2	49.0							
G73.0	52.9	48.1	46.0							

C Plane (°):0.0-360.0: 30.0
 Test Lab:
 Test Type: TYPE C
 Temperature:
 Operator:

Gamma Plane (°):0.0-180.0:1.0
 Test Device: GPM-1800B
 Distance: 11.655 m [K=1.0000]
 Humidity:
 Inspector:

Candlepower Table (Continue 7)

Unit: cd

G\C	C300.0	C330.0	C360.0							
G74.0	48.8	44.8	43.0							
G75.0	45.1	41.8	39.9							
G76.0	41.4	39.0	37.1							
G77.0	37.7	36.0	34.4							
G78.0	34.5	33.1	31.7							
G79.0	31.4	30.4	29.0							
G80.0	28.0	27.6	26.2							
G81.0	24.9	25.0	23.6							
G82.0	21.7	22.1	21.2							
G83.0	18.7	19.6	18.8							
G84.0	15.9	17.4	16.6							
G85.0	13.4	15.5	14.7							
G86.0	11.1	13.5	13.0							
G87.0	9.2	11.9	11.3							
G88.0	7.4	10.4	9.7							
G89.0	6.1	9.1	8.4							
G90.0	4.9	7.8	7.2							
G91.0	3.7	6.4	5.8							
G92.0	2.7	4.6	3.8							
G93.0	1.6	2.6	2.2							
G94.0	1.0	1.4	1.4							
G95.0	0.6	0.9	0.9							
G96.0	0.4	0.7	0.6							
G97.0	0.2	0.4	0.4							
G98.0	0.1	0.3	0.3							
G99.0	0.1	0.2	0.2							
G100.0	0.1	0.2	0.2							
G101.0	0.2	0.2	0.2							
G102.0	0.2	0.2	0.2							
G103.0	0.2	0.2	0.1							
G104.0	0.2	0.2	0.2							
G105.0	0.2	0.2	0.2							
G106.0	0.3	0.2	0.2							
G107.0	0.3	0.2	0.2							
G108.0	0.3	0.3	0.2							
G109.0	0.3	0.3	0.2							
G110.0	0.3	0.3	0.2							

C Plane (°):0.0-360.0: 30.0
 Test Lab:
 Test Type: TYPE C
 Temperature:
 Operator:

Gamma Plane (°):0.0-180.0:1.0
 Test Device: GPM-1800B
 Distance: 11.655 m [K=1.0000]
 Humidity:
 Inspector:

Candlepower Table (Continue 8)

Unit: cd

G\C	C300.0	C330.0	C360.0							
G111.0	0.4	0.3	0.3							
G112.0	0.4	0.3	0.3							
G113.0	0.4	0.4	0.3							
G114.0	0.4	0.4	0.3							
G115.0	0.4	0.4	0.3							
G116.0	0.5	0.4	0.4							
G117.0	0.5	0.4	0.4							
G118.0	0.5	0.5	0.4							
G119.0	0.5	0.5	0.4							
G120.0	0.6	0.5	0.4							
G121.0	0.6	0.5	0.5							
G122.0	0.6	0.6	0.5							
G123.0	0.6	0.6	0.5							
G124.0	0.6	0.6	0.6							
G125.0	0.7	0.6	0.6							
G126.0	0.7	0.6	0.6							
G127.0	0.7	0.7	0.6							
G128.0	0.7	0.7	0.7							
G129.0	0.8	0.7	0.7							
G130.0	0.8	0.7	0.7							
G131.0	0.8	0.7	0.8							
G132.0	0.8	0.8	0.8							
G133.0	0.9	0.8	0.8							
G134.0	0.9	0.8	0.8							
G135.0	0.9	0.8	0.8							
G136.0	0.9	0.9	0.9							
G137.0	0.9	0.9	0.9							
G138.0	1.0	0.9	0.9							
G139.0	1.0	0.9	0.9							
G140.0	1.0	1.0	1.0							
G141.0	1.0	1.0	1.0							
G142.0	1.1	1.0	1.0							
G143.0	1.1	1.0	1.1							
G144.0	1.1	1.1	1.1							
G145.0	1.1	1.1	1.1							
G146.0	1.2	1.1	1.1							
G147.0	1.2	1.1	1.1							

C Plane (°):0.0-360.0: 30.0
 Test Lab:
 Test Type: TYPE C
 Temperature:
 Operator:

Gamma Plane (°):0.0-180.0:1.0
 Test Device: GPM-1800B
 Distance: 11.655 m [K=1.0000]
 Humidity:
 Inspector:

Candlepower Table (Continue 9)

Unit: cd

G\C	C300.0	C330.0	C360.0						
G148.0	1.2	1.2	1.2						
G149.0	1.2	1.2	1.2						
G150.0	1.3	1.2	1.2						
G151.0	1.3	1.2	1.2						
G152.0	1.3	1.2	1.3						
G153.0	1.3	1.3	1.3						
G154.0	1.3	1.3	1.3						
G155.0	1.4	1.3	1.3						
G156.0	1.4	1.3	1.4						
G157.0	1.4	1.4	1.4						
G158.0	1.4	1.4	1.4						
G159.0	1.4	1.4	1.4						
G160.0	1.5	1.4	1.4						
G161.0	1.5	1.4	1.5						
G162.0	1.5	1.4	1.5						
G163.0	1.5	1.5	1.5						
G164.0	1.5	1.5	1.5						
G165.0	1.5	1.5	1.5						
G166.0	1.6	1.5	1.5						
G167.0	1.5	1.5	1.6						
G168.0	1.6	1.6	1.6						
G169.0	1.6	1.6	1.6						
G170.0	1.6	1.6	1.6						
G171.0	1.6	1.6	1.6						
G172.0	1.6	1.6	1.6						
G173.0	1.6	1.6	1.6						
G174.0	1.6	1.6	1.6						
G175.0	1.6	1.6	1.7						
G176.0	1.7	1.7	1.7						
G177.0	1.7	1.7	1.7						
G178.0	1.7	1.7	1.7						
G179.0	1.7	1.7	1.7						
G180.0	1.7	1.7	1.7						

C Plane (°):0.0-360.0: 30.0
 Test Lab:
 Test Type: TYPE C
 Temperature:
 Operator:

Gamma Plane (°):0.0-180.0:1.0
 Test Device: GPM-1800B
 Distance: 11.655 m [K=1.0000]
 Humidity:
 Inspector: