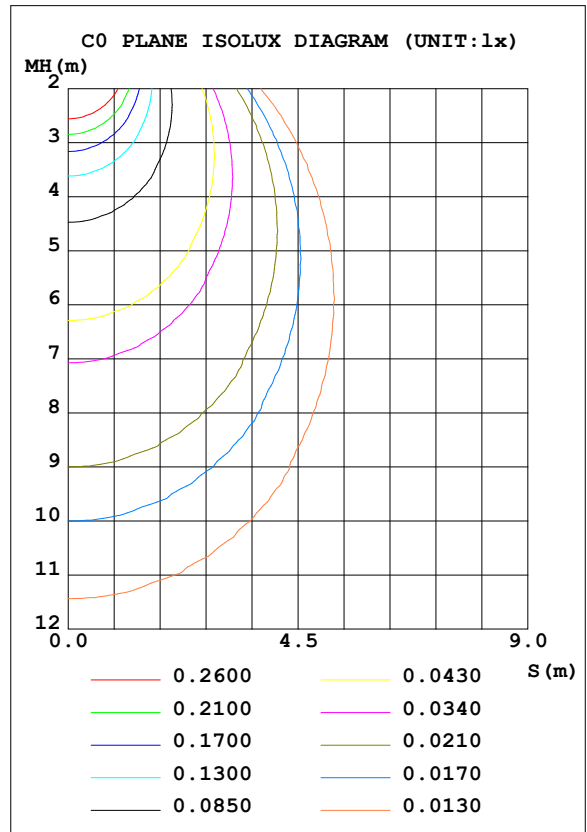
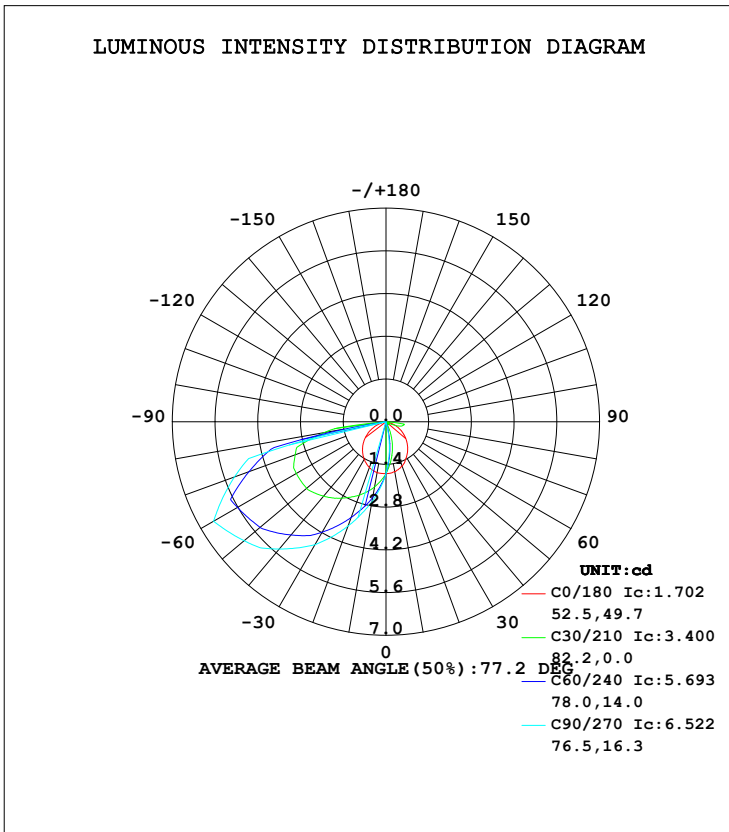


LUMINAIRE PHOTOMETRIC TEST REPORT

Test:U:11.95V I:0.3389A P:2.705W PF:0.6682 Lamp Flux:1000x1 lm		
NAME: 489926-3000K	TYPE:489926-3000K	WEIGHT:
SPEC.:	DIM.:	SERIAL No.:
MFR.:	SUR.:	PROTECTION ANGLE:

DATA OF LAMP		PHOTOMETRIC DATA			
MODEL	489926-3000K	Imax (cd)	6.522	S/MH (C0/180)	1.24
NOMINAL POWER (W)	5	LOR (%)	2.0	S/MH (C90/270)	3.09
RATED VOLTAGE (V)	12	TOTAL FLUX (lm)	10.049	η UP, DN (C0-180)	0.0,0.1
NOMINAL FLUX (lm)	500	CIE CLASS	DIRECT	η UP, DN (C180-360)	0.0,1.9
LAMPS INSIDE	1	η up (%)	0.0	CIBSE SHR NOM	0.00
TEST VOLTAGE (V)	220	η down (%)	2.0	CIBSE SHR MAX	1.30



C Range: 0 - 360DEG
C Interval: 5.0DEG
Test Speed: LOW
Temperature:25.3DEG
Operators:G
Test Date:2022-05-31

γ Range: 0 - 90DEG
γ Interval: 0.5DEG
Test System:EVERFINE GO-2000B_V1 SYSTEM V2.0.291
Humidity:65.0%
Test Distance:8.750m [K=1.0000]
Remarks:

ZONAL FLUX DIAGRAM

ZONAL FLUX DIAGRAM:

γ	C0	C45	C90	C135	C180	C225	C270	C315	γ	Φ zone	Φ total	%lum, lamp
5	1.692	1.302	1.145	1.309	1.700	2.037	2.176	2.032	0- 5	0.0402	0.0402	0.40,0.01
10	1.661	0.9013	0.5908	0.9128	1.698	2.369	2.652	2.355	5- 10	0.1185	0.1587	1.58,0.03
15	1.615	0.4984	0.0361	0.5074	1.654	2.684	3.129	2.664	10- 15	0.1918	0.3505	3.49,0.07
20	1.549	0.0962	0.0248	0.0977	1.596	2.983	3.636	2.956	15- 20	0.2648	0.6152	6.12,0.12
25	1.456	0.0283	0.0134	0.0292	1.518	3.298	4.143	3.248	20- 25	0.3504	0.9656	9.61,0.19
30	1.343	0.0187	0.0021	0.0170	1.428	3.597	4.650	3.529	25- 30	0.4442	1.410	14,0.28
35	1.229	0.0088	0.0014	0.0075	1.321	3.892	5.047	3.787	30- 35	0.5436	1.953	19.4,0.39
40	1.110	0	0.0007	0.0067	1.202	4.154	5.444	4.028	35- 40	0.6461	2.599	25.9,0.52
45	0.9762	0	0.0000	0.0093	1.072	4.320	5.841	4.196	40- 45	0.7497	3.349	33.3,0.67
50	0.8425	0	0.0000	0.0121	0.9280	4.481	6.068	4.356	45- 50	0.8460	4.195	41.7,0.84
55	0.7085	0	0.0000	0.0204	0.7730	4.625	6.295	4.505	50- 55	0.9288	5.124	51,1.02
60	0.5704	0	0.0000	0.0164	0.6243	4.615	6.522	4.499	55- 60	1.003	6.127	61,1.23
65	0.4157	0	0	0.0092	0.4630	4.607	5.902	4.505	60- 65	1.045	7.171	71.4,1.43
70	0.2715	0	0	0.0017	0.3017	4.268	5.281	4.226	65- 70	1.019	8.191	81.5,1.64
75	0.1335	0	0	0.0008	0.1404	3.527	4.661	3.615	70- 75	0.9476	9.139	90.9,1.83
80	0.0041	0	0	0	0.0002	2.331	0	2.494	75- 80	0.6838	9.822	97.7,1.96
85	0	0	0	0	0	0	0	0	80- 85	0.2039	10.03	99.8,2.01
90	0	0	0	0	0	0	0	0	85- 90	0.0231	10.05	100,2.01
95									90- 95			
100									95-100			
105									100-105			
110									105-110			
115									110-115			
120									115-120			
125									120-125			
130									125-130			
135									130-135			
140									135-140			
145									140-145			
150									145-150			
155									150-155			
160									155-160			
165									160-165			
170									165-170			
175									170-175			
180									175-180			
DEG	LUMINOUS INTENSITY:cd								UNIT:lm			

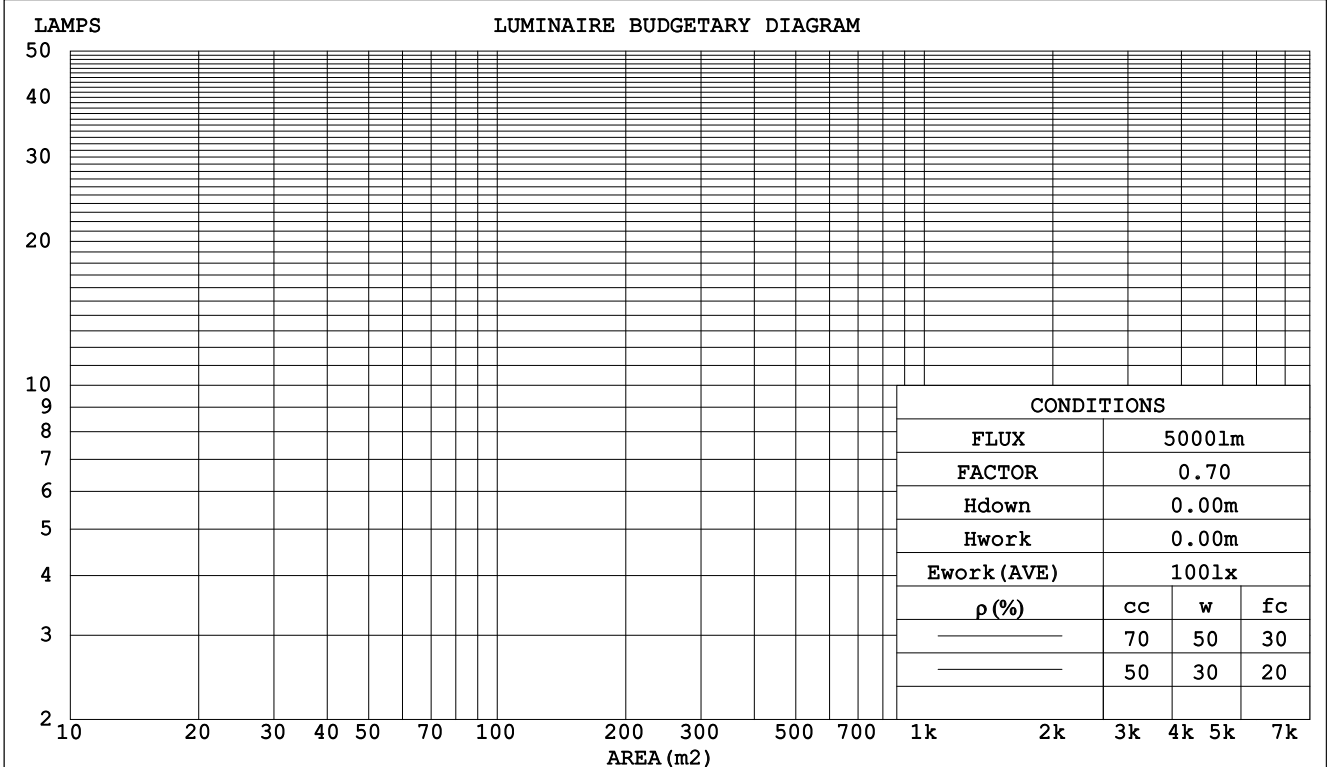
C Range: 0 - 360DEG
 C Interval: 5.0DEG
 Test Speed: LOW
 Temperature:25.3DEG
 Operators:G
 Test Date:2022-05-31

γ Range: 0 - 90DEG
 γ Interval: 0.5DEG
 Test System:EVERFINE GO-2000B_V1 SYSTEM V2.0.291
 Humidity:65.0%
 Test Distance:8.750m [K=1.0000]
 Remarks:

CU AND LUMINAIRE BUDGETARY ESTIMATE DIAGRAM

Test:U:11.95V I:0.3389A P:2.705W PF:0.6682 Lamp Flux:1000x1 lm		
NAME: 489926-3000K	TYPE:489926-3000K	WEIGHT:
SPEC.:	DIM.:	SERIAL No.:
MFR.:	SUR.:	PROTECTION ANGLE:

pcc	80%			70%			50%			30%			10%			0
pw	50%	30%	10%	50%	30%	10%	50%	30%	10%	50%	30%	10%	50%	30%	10%	0
pfc	20%			20%			20%			20%			20%			0
RCR	RCR:Room Cavity Ratio						Coefficients of Utilization(CU)									
0.0	.02	.02	.02	.02	.02	.02	.02	.02	.02	.02	.02	.02	.02	.02	.02	.02
1.0	.02	.02	.02	.02	.02	.02	.02	.02	.02	.02	.02	.02	.02	.02	.02	.02
2.0	.02	.01	.01	.02	.01	.01	.02	.01	.01	.01	.01	.01	.01	.01	.01	.01
3.0	.01	.01	.01	.01	.01	.01	.01	.01	.01	.01	.01	.01	.01	.01	.01	.01
4.0	.01	.01	.01	.01	.01	.01	.01	.01	.01	.01	.01	.01	.01	.01	.01	.01
5.0	.01	.01	.01	.01	.01	.01	.01	.01	.01	.01	.01	.01	.01	.01	.01	.01
6.0	.01	.01	.01	.01	.01	.01	.01	.01	.01	.01	.01	.01	.01	.01	.01	.01
7.0	.01	.01	.00	.01	.01	.00	.01	.01	.00	.01	.01	.00	.01	.01	.00	.00
8.0	.01	.01	.00	.01	.01	.00	.01	.01	.00	.01	.01	.00	.01	.01	.00	.00
9.0	.01	.01	.00	.01	.00	.00	.01	.00	.00	.01	.00	.00	.01	.00	.00	.00
10.0	.01	.00	.00	.01	.00	.00	.01	.00	.00	.01	.00	.00	.01	.00	.00	.00



C Range: 0 - 360DEG
 C Interval: 5.0DEG
 Test Speed: LOW
 Temperature:25.3DEG
 Operators:G
 Test Date:2022-05-31

γ Range: 0 - 90DEG
 γ Interval: 0.5DEG
 Test System:EVERFINE GO-2000B_V1 SYSTEM V2.0.291
 Humidity:65.0%
 Test Distance:8.750m [K=1.0000]
 Remarks:

WEC AND CCEC

Test:U:11.95V I:0.3389A P:2.705W PF:0.6682 Lamp Flux:1000x1 lm		
NAME: 489926-3000K	TYPE:489926-3000K	WEIGHT:
SPEC.:	DIM.:	SERIAL No.:
MFR.:	SUR.:	PROTECTION ANGLE:

ρcc	80%			70%			50%			30%			10%			0
ρw	50%	30%	10%	50%	30%	10%	50%	30%	10%	50%	30%	10%	50%	30%	10%	0
ρfc	20%			20%			20%			20%			20%			0
RCR	RCR:Room Cavity Ratio						Wall Exitance Coefficients(WEC)									
0.0																
1.0	.008	.004	.001	.008	.004	.001	.007	.004	.001	.007	.004	.001	.007	.004	.001	
2.0	.007	.004	.001	.007	.004	.001	.007	.004	.001	.007	.004	.001	.006	.004	.001	
3.0	.007	.004	.001	.006	.003	.001	.006	.003	.001	.006	.003	.001	.006	.003	.001	
4.0	.006	.003	.001	.006	.003	.001	.006	.003	.001	.005	.003	.001	.005	.003	.001	
5.0	.005	.003	.001	.005	.003	.001	.005	.003	.001	.005	.003	.001	.005	.003	.001	
6.0	.005	.002	.001	.005	.002	.001	.005	.002	.001	.005	.002	.001	.004	.002	.001	
7.0	.005	.002	.001	.004	.002	.001	.004	.002	.001	.004	.002	.001	.004	.002	.001	
8.0	.004	.002	.001	.004	.002	.001	.004	.002	.001	.004	.002	.001	.004	.002	.001	
9.0	.004	.002	.001	.004	.002	.001	.004	.002	.001	.004	.002	.001	.004	.002	.001	
10.0	.004	.002	.000	.004	.002	.000	.003	.002	.000	.003	.002	.000	.003	.002	.000	

ρcc	80%			70%			50%			30%			10%			0
ρw	50%	30%	10%	50%	30%	10%	50%	30%	10%	50%	30%	10%	50%	30%	10%	0
ρfc	20%			20%			20%			20%			20%			0
RCR	RCR:Room Cavity Ratio						Ceiling Cavity Exitance Coefficients(CCEC)									
0.0	.004	.004	.004	.003	.003	.003	.002	.002	.002	.001	.001	.001	.000	.000	.000	
1.0	.004	.003	.003	.003	.003	.002	.002	.002	.002	.001	.001	.001	.000	.000	.000	
2.0	.004	.003	.002	.003	.002	.002	.002	.002	.001	.001	.001	.001	.000	.000	.000	
3.0	.004	.002	.001	.003	.002	.001	.002	.001	.001	.001	.001	.000	.000	.000	.000	
4.0	.003	.002	.001	.003	.002	.001	.002	.001	.001	.001	.001	.000	.000	.000	.000	
5.0	.003	.002	.001	.003	.002	.001	.002	.001	.001	.001	.001	.000	.000	.000	.000	
6.0	.003	.002	.001	.003	.001	.001	.002	.001	.000	.001	.001	.000	.000	.000	.000	
7.0	.003	.002	.001	.003	.001	.001	.002	.001	.000	.001	.001	.000	.000	.000	.000	
8.0	.003	.001	.001	.002	.001	.000	.002	.001	.000	.001	.001	.000	.000	.000	.000	
9.0	.003	.001	.000	.002	.001	.000	.002	.001	.000	.001	.000	.000	.000	.000	.000	
10.0	.003	.001	.000	.002	.001	.000	.001	.001	.000	.001	.000	.000	.000	.000	.000	

C Range: 0 - 360DEG
C Interval: 5.0DEG
Test Speed: LOW
Temperature:25.3DEG
Operators:G
Test Date:2022-05-31

γ Range: 0 - 90DEG
γ Interval: 0.5DEG
Test System:EVERFINE GO-2000B_V1 SYSTEM V2.0.291
Humidity:65.0%
Test Distance:8.750m [K=1.0000]
Remarks:

UGR(Unified Glare Rating) Table

Test:U:11.95V I:0.3389A P:2.705W PF:0.6682 Lamp Flux:1000x1 lm										
NAME: 489926-3000K					TYPE:489926-3000K			WEIGHT:		
SPEC.:					DIM.:			SERIAL No.:		
MFR.:					SUR.:			PROTECTION ANGLE:		
ceiling/cavity	0.7	0.7	0.5	0.5	0.3	0.7	0.7	0.5	0.5	0.3
walls	0.5	0.3	0.5	0.3	0.3	0.5	0.3	0.5	0.3	0.3
working plane	0.2	0.2	0.2	0.2	0.2	0.2	0.2	0.2	0.2	0.2
Room dimensions	Viewed crosswise					Viewed endwise				
x = 2H y = 2H	-7.2	-5.4	-6.9	-5.2	-5.0	-116.7	-114.9	-116.4	-114.7	-114.4
3H	-1.5	0.2	-1.2	0.4	0.7	-116.9	-115.3	-116.6	-115.0	-114.7
4H	1.5	3.1	1.8	3.4	3.6	-117.0	-115.4	-116.7	-115.2	-114.9
6H	4.2	5.7	4.6	6.0	6.3	-117.2	-115.7	-116.8	-115.4	-115.1
8H	5.4	6.8	5.7	7.1	7.4	-117.2	-115.8	-116.9	-115.5	-115.2
12H	6.3	7.7	6.7	8.0	8.3	-117.3	-115.9	-116.9	-115.6	-115.2
4H 2H	-7.5	-6.0	-7.2	-5.7	-5.4	-23.4	-21.8	-23.1	-21.5	-21.2
3H	-1.5	-0.1	-1.1	0.3	0.6	-23.6	-22.2	-23.3	-21.9	-21.6
4H	2.0	3.3	2.4	3.6	4.0	-23.7	-22.4	-23.4	-22.1	-21.8
6H	5.4	6.6	5.9	7.0	7.4	-23.8	-22.7	-23.4	-22.3	-21.9
8H	7.1	8.2	7.6	8.6	9.0	-23.9	-22.8	-23.5	-22.4	-22.0
12H	8.8	9.8	9.2	10.2	10.6	-23.9	-22.9	-23.5	-22.5	-22.1
8H 4H	1.9	3.0	2.3	3.4	3.8	-12.4	-11.3	-11.9	-10.9	-10.5
6H	5.6	6.5	6.1	7.0	7.4	-12.4	-11.5	-12.0	-11.1	-10.7
8H	7.7	8.5	8.2	9.0	9.4	-12.5	-11.7	-12.0	-11.2	-10.8
12H	10.1	10.8	10.6	11.3	11.7	-12.5	-11.8	-12.0	-11.3	-10.9
12H 4H	1.8	2.9	2.3	3.2	3.7	-8.3	-7.3	-7.9	-6.9	-6.5
6H	5.6	6.4	6.1	6.8	7.3	-8.4	-7.6	-7.9	-7.1	-6.7
8H	7.7	8.4	8.2	8.9	9.3	-8.4	-7.7	-7.9	-7.2	-6.8
Variations with the observer position at spacings:										
S = 1.0H	+ 0.6 / - 0.7					+ 0.4 / - 0.7				
1.5H	+ 0.8 / - 1.8					+ 0.8 / - 0.3				
2.0H	+ 0.9 / - 2.8					+ 1.9 / - 3.2				

CIE Pub.117 Corrected 500.0 lm Total Lamp Luminous Flux. (8log(F/F0) = -2.4)

C Range: 0 - 360DEG
C Interval: 5.0DEG
Test Speed: LOW
Temperature:25.3DEG
Operators:G
Test Date:2022-05-31

γ Range: 0 - 90DEG
γ Interval: 0.5DEG
Test System:EVERFINE GO-2000B_V1 SYSTEM V2.0.291
Humidity:65.0%
Test Distance:8.750m [K=1.0000]
Remarks:

UTILIZATION FACTORS TABLE

Test:U:11.95V I:0.3389A P:2.705W PF:0.6682 Lamp Flux:1000x1 lm		
NAME: 489926-3000K	TYPE:489926-3000K	WEIGHT:
SPEC.:	DIM.:	SERIAL No.:
MFR.:	SUR.:	PROTECTION ANGLE:

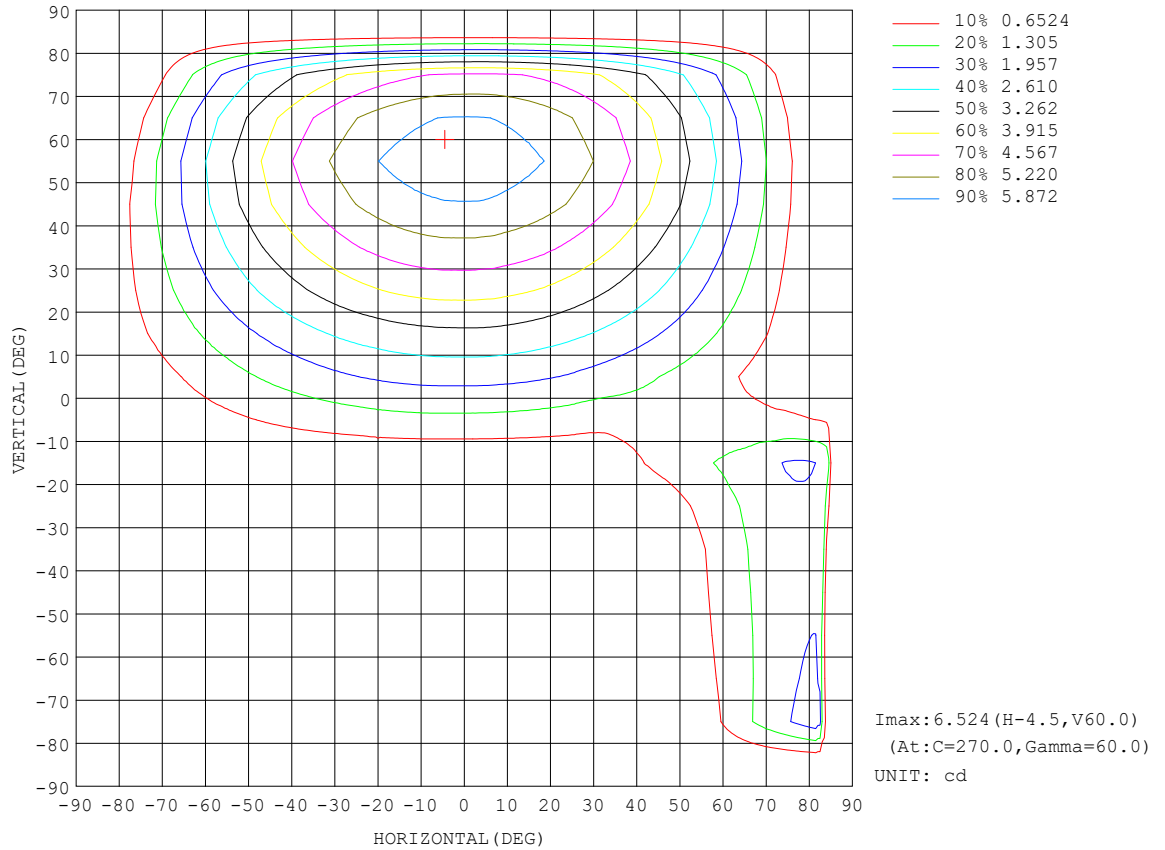
REFLECTANCE										
Ceiling	0.8	0.8	0.8	0.7	0.7	0.7	0.5	0.5	0.5	0
Walls	0.7	0.5	0.3	0.7	0.5	0.3	0.7	0.5	0.3	0
Working plane	0.2	0.2	0.2	0.2	0.2	0.2	0.2	0.2	0.2	0
ROOM INDEX	UTILIZATION FACTORS (PERCENT) $k(RI) \times RCR = 5$									
k = 0.60	1	1	1	1	1	1	1	1	1	0
0.80	1	1	1	1	1	1	1	1	1	1
1.00	1	1	1	1	1	1	1	1	1	1
1.25	1	1	1	1	1	1	1	1	1	1
1.50	2	1	1	2	1	1	1	1	1	1
2.00	2	2	1	2	2	1	2	1	1	1
2.50	2	2	2	2	2	1	2	2	1	1
3.00	2	2	2	2	2	2	2	2	2	1
4.00	2	2	2	2	2	2	2	2	2	2
5.00	2	2	2	2	2	2	2	2	2	2
ROOM INDEX	UF(total)									Direct
According to DIN EN 13032-2 2004			Suspended				SHRNOM = 1.25			

C Range: 0 - 360DEG
 C Interval: 5.0DEG
 Test Speed: LOW
 Temperature:25.3DEG
 Operators:G
 Test Date:2022-05-31

γ Range: 0 - 90DEG
 γ Interval: 0.5DEG
 Test System:EVERFINE GO-2000B_V1 SYSTEM V2.0.291
 Humidity:65.0%
 Test Distance:8.750m [K=1.0000]
 Remarks:

ISOCANDELA DIAGRAM

Test:U:11.95V I:0.3389A P:2.705W PF:0.6682 Lamp Flux:1000x1 lm		
NAME: 489926-3000K	TYPE:489926-3000K	WEIGHT:
SPEC.:	DIM.:	SERIAL No.:
MFR.:	SUR.:	PROTECTION ANGLE:

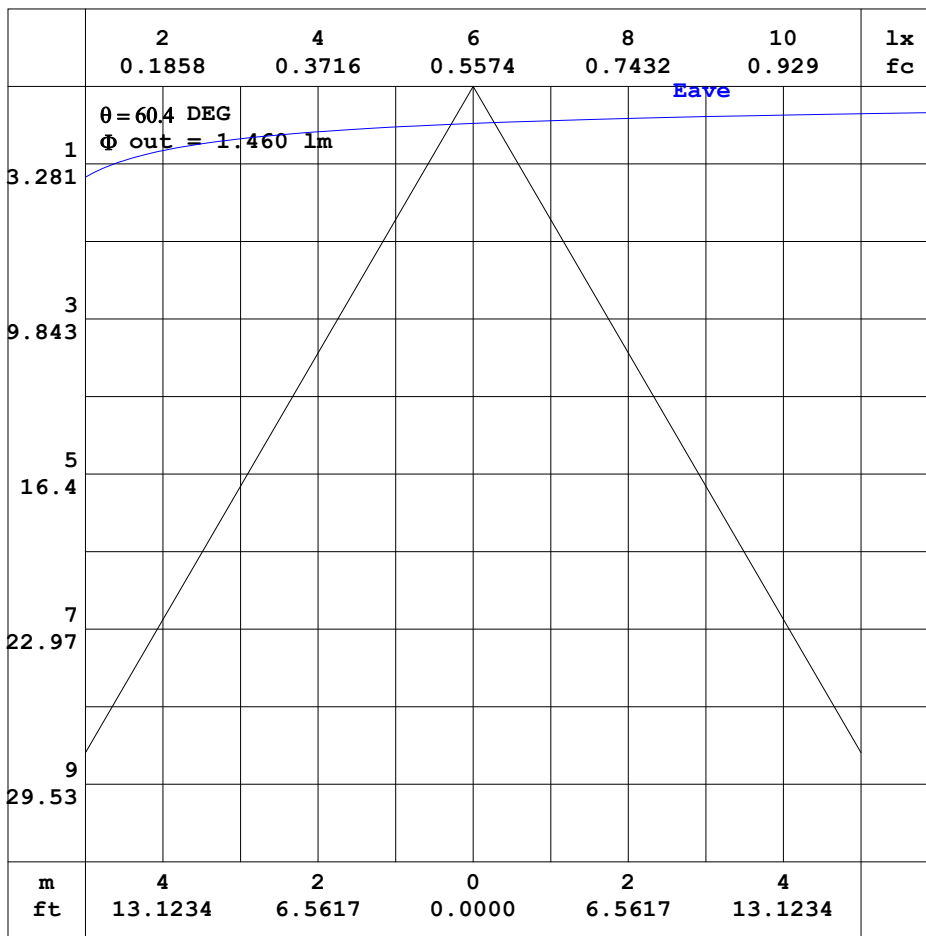


C Range: 0 - 360DEG
C Interval: 5.0DEG
Test Speed: LOW
Temperature: 25.3DEG
Operators: G
Test Date: 2022-05-31

γ Range: 0 - 90DEG
 γ Interval: 0.5DEG
Test System: EVERFINE GO-2000B_V1 SYSTEM V2.0.291
Humidity: 65.0%
Test Distance: 8.750m [K=1.0000]
Remarks:

AAI CURVES

Test:U:11.95V I:0.3389A P:2.705W PF:0.6682 Lamp Flux:1000x1 lm		
NAME: 489926-3000K	TYPE:489926-3000K	WEIGHT:
SPEC.:	DIM.:	SERIAL No.:
MFR.:	SUR.:	PROTECTION ANGLE:



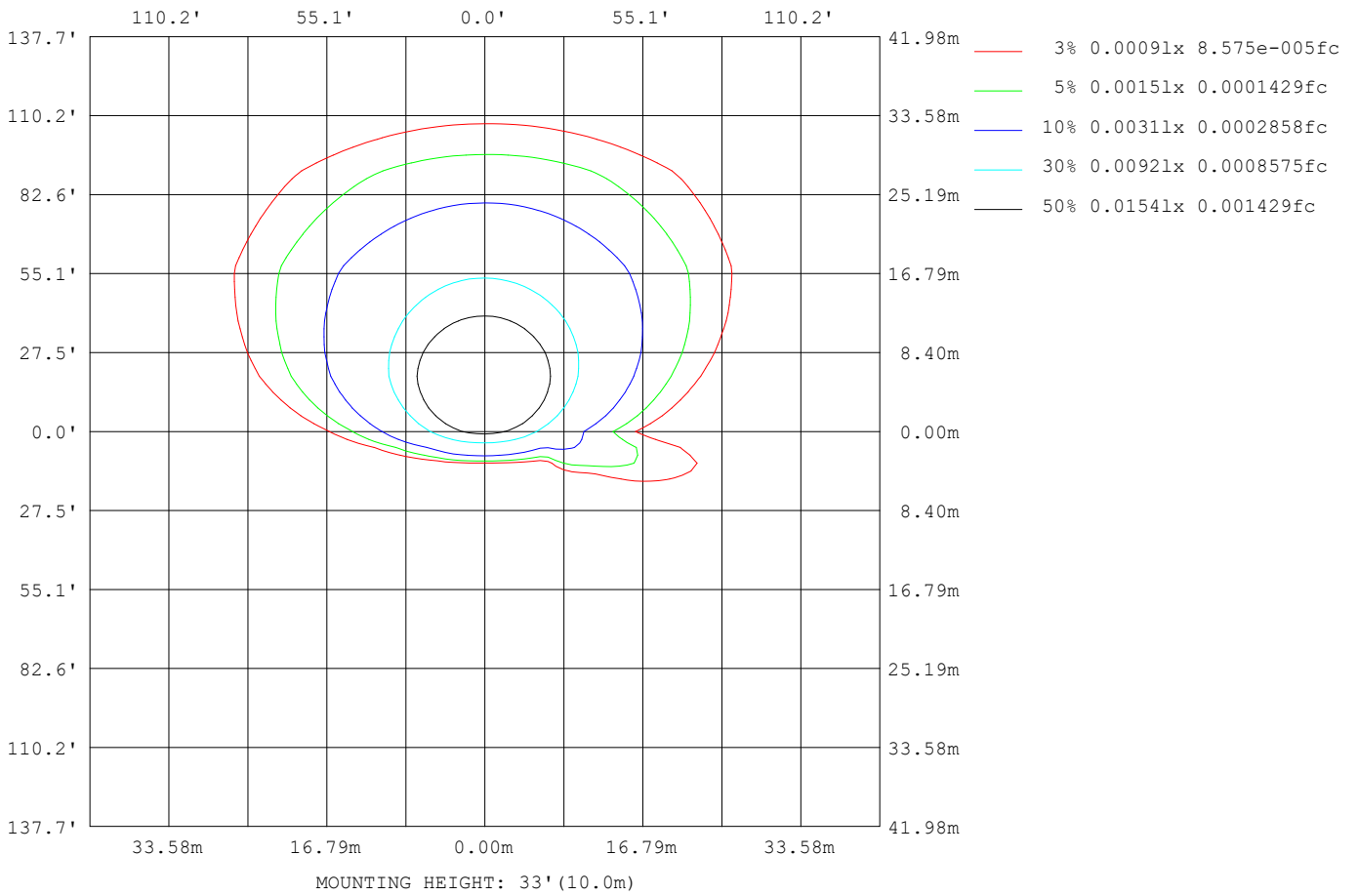
Note:The Curves indicate the illuminated area and the average illumination when the luminaire is at different distance.

C Range: 0 - 360DEG
C Interval: 5.0DEG
Test Speed: LOW
Temperature:25.3DEG
Operators:G
Test Date:2022-05-31

γ Range: 0 - 90DEG
γ Interval: 0.5DEG
Test System:EVERFINE GO-2000B_V1 SYSTEM V2.0.291
Humidity:65.0%
Test Distance:8.750m [K=1.0000]
Remarks:

ISOLUX DIAGRAM

Test:U:11.95V I:0.3389A P:2.705W PF:0.6682 Lamp Flux:1000x1 lm		
NAME: 489926-3000K	TYPE:489926-3000K	WEIGHT:
SPEC.:	DIM.:	SERIAL No.:
MFR.:	SUR.:	PROTECTION ANGLE:



C Range: 0 - 360DEG
 C Interval: 5.0DEG
 Test Speed: LOW
 Temperature:25.3DEG
 Operators:G
 Test Date:2022-05-31

γ Range: 0 - 90DEG
 γ Interval: 0.5DEG
 Test System:EVERFINE GO-2000B_V1 SYSTEM V2.0.291
 Humidity:65.0%
 Test Distance:8.750m [K=1.0000]
 Remarks:

LED Avg.L Report

Test:U:11.95V I:0.3389A P:2.705W PF:0.6682 Lamp Flux:1000x1 lm		
NAME: 489926-3000K	TYPE:489926-3000K	WEIGHT:
SPEC.:	DIM.:	SERIAL No.:
MFR.:	SUR.:	PROTECTION ANGLE:

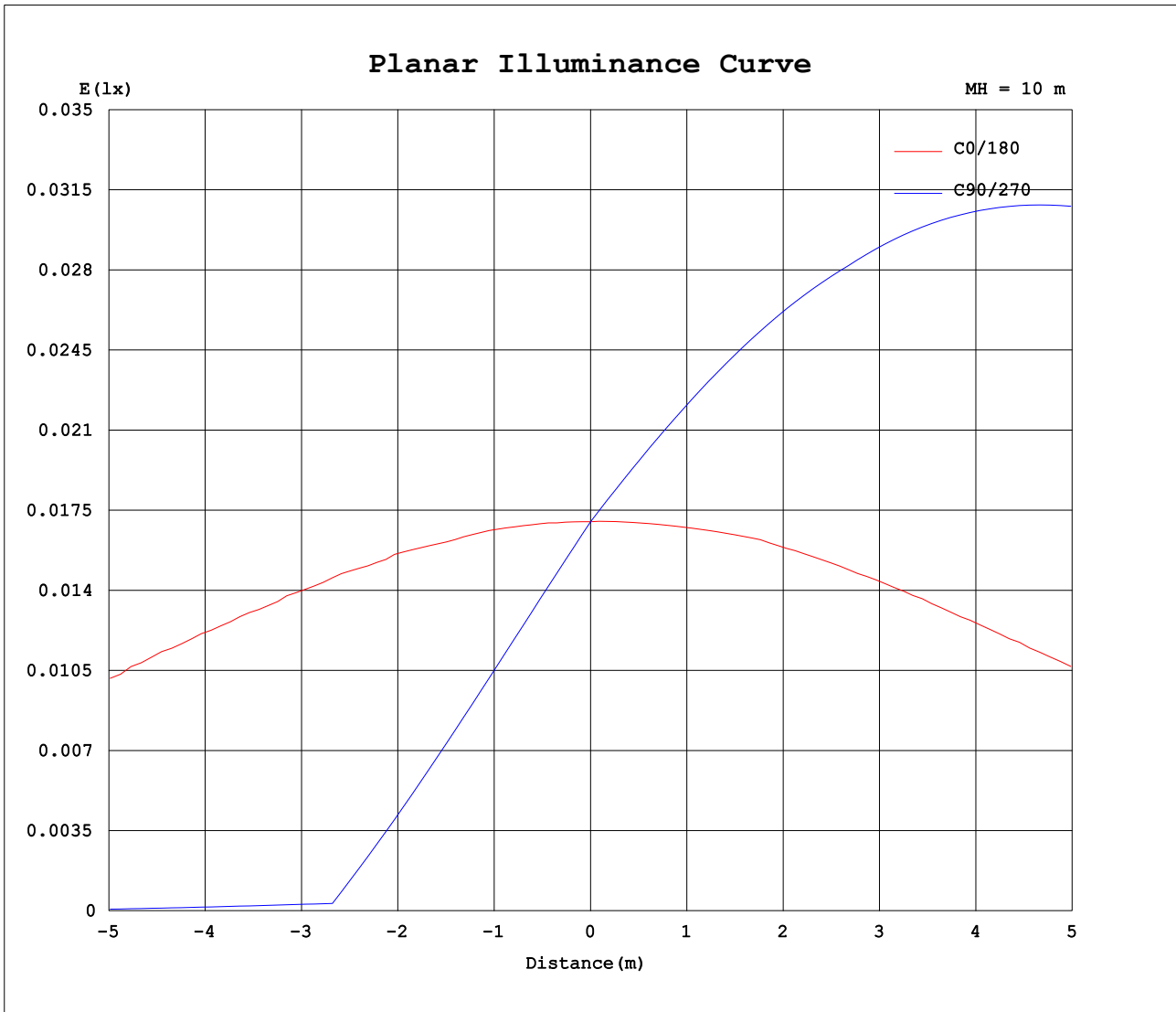
AvgL	cd/m2
L_0~180 (65) av	5
L_0~180 (75) av	3
L_0~180 (85) av	0
L_90~270 (65) av	35
L_90~270 (75) av	45
L_90~270 (85) av	0
L_45 (65) av	27
L_45 (75) av	34
L_45 (85) av	0

Standard: GB/T 29293-2012

C Range: 0 - 360DEG
C Interval: 5.0DEG
Test Speed: LOW
Temperature:25.3DEG
Operators:G
Test Date:2022-05-31

γ Range: 0 - 90DEG
γ Interval: 0.5DEG
Test System:EVERFINE GO-2000B_V1 SYSTEM V2.0.291
Humidity:65.0%
Test Distance:8.750m [K=1.0000]
Remarks:

Planar Illuminance Curve



C Range: 0 - 360DEG
 C Interval: 5.0DEG
 Test Speed: LOW
 Temperature: 25.3DEG
 Operators: G
 Test Date: 2022-05-31

γ Range: 0 - 90DEG
 γ Interval: 0.5DEG
 Test System: EVERFINE GO-2000B_V1 SYSTEM V2.0.291
 Humidity: 65.0%
 Test Distance: 8.750m [K=1.0000]
 Remarks:

LUMINOUS DISTRIBUTION INTENSITY DATA

Test:U:11.95V I:0.3389A P:2.705W PF:0.6682 Lamp Flux:1000x1 lm		
NAME: 489926-3000K	TYPE:489926-3000K	WEIGHT:
SPEC.:	DIM.:	SERIAL No.:
MFR.:	SUR.:	PROTECTION ANGLE:

Table--1

UNIT: cd

C (DEG) γ (DEG)	0	5	10	15	20	25	30	35	40	45	50	55	60	65	70	75	80	85	90
0	1.70	1.70	1.70	1.70	1.70	1.70	1.70	1.70	1.70	1.70	1.70	1.70	1.70	1.70	1.70	1.70	1.70	1.70	1.70
5	1.69	1.64	1.60	1.55	1.50	1.46	1.42	1.37	1.34	1.30	1.27	1.24	1.22	1.20	1.18	1.16	1.15	1.15	1.15
10	1.66	1.56	1.47	1.38	1.29	1.20	1.12	1.04	0.97	0.90	0.84	0.78	0.73	0.69	0.65	0.63	0.61	0.59	0.59
15	1.61	1.48	1.34	1.20	1.07	0.94	0.82	0.71	0.60	0.50	0.40	0.32	0.25	0.18	0.13	0.09	0.06	0.04	0.04
20	1.55	1.37	1.19	1.01	0.84	0.68	0.52	0.37	0.23	0.10	0.03	0.03	0.03	0.03	0.03	0.03	0.02	0.02	0.02
25	1.46	1.24	1.03	0.82	0.61	0.41	0.22	0.04	0.03	0.03	0.02	0.02	0.02	0.02	0.02	0.01	0.01	0.01	0.01
30	1.34	1.10	0.85	0.61	0.38	0.15	0.03	0.03	0.02	0.02	0.01	0.01	0.01	0.01	0.00	0.00	0.00	0.00	0.00
35	1.23	1.00	0.77	0.52	0.23	0.06	0.03	0.02	0.01	0.01	0.00	0.00	0.00	0.00	0.00	0.00	0.00	0.00	0.00
40	1.11	0.96	0.79	0.60	0.38	0.21	0.09	0.02	0.00	0.00	0.00	0.00	0.00	0.00	0.00	0.00	0.00	0.00	0.00
45	0.98	0.92	0.84	0.72	0.48	0.26	0.10	0.00	0.00	0.00	0.00	0.00	0.00	0.00	0.00	0.00	0.00	0.00	0.00
50	0.84	0.90	0.93	0.79	0.45	0.16	0.00	0.00	0.00	0.00	0.00	0.00	0.00	0.00	0.00	0.00	0.00	0.00	0.00
55	0.71	0.93	1.11	0.84	0.48	0.13	0.01	0.00	0.00	0.00	0.00	0.00	0.00	0.00	0.00	0.00	0.00	0.00	0.00
60	0.57	1.03	1.28	0.94	0.58	0.32	0.05	0.00	0.00	0.00	0.00	0.00	0.00	0.00	0.00	0.00	0.00	0.00	0.00
65	0.42	1.22	1.38	1.06	0.82	0.56	0.20	0.00	0.00	0.00	0.00	0.00	0.00	0.00	0.00	0.00	0.00	0.00	0.00
70	0.27	1.64	1.52	1.27	1.04	0.77	0.40	0.02	0.00	0.00	0.00	0.00	0.00	0.00	0.00	0.00	0.00	0.00	0.00
75	0.13	1.92	1.61	1.44	1.21	0.92	0.54	0.08	0.00	0.00	0.00	0.00	0.00	0.00	0.00	0.00	0.00	0.00	0.00
80	0.00	1.83	1.75	1.60	1.35	1.02	0.60	0.05	0.00	0.00	0.00	0.00	0.00	0.00	0.00	0.00	0.00	0.00	0.00
85	0.00	1.50	1.99	1.82	1.31	0.38	0.00	0.00	0.00	0.00	0.00	0.00	0.00	0.00	0.00	0.00	0.00	0.00	0.00
90	0.00	0.00	0.00	0.00	0.00	0.00	0.00	0.00	0.00	0.00	0.00	0.00	0.00	0.00	0.00	0.00	0.00	0.00	0.00

C Range: 0 - 360DEG
C Interval: 5.0DEG
Test Speed: LOW
Temperature:25.3DEG
Operators:G
Test Date:2022-05-31

γ Range: 0 - 90DEG
γ Interval: 0.5DEG
Test System:EVERFINE GO-2000B_V1 SYSTEM V2.0.291
Humidity:65.0%
Test Distance:8.750m [K=1.0000]
Remarks:

LUMINOUS DISTRIBUTION INTENSITY DATA

Test:U:11.95V I:0.3389A P:2.705W PF:0.6682 Lamp Flux:1000x1 lm		
NAME: 489926-3000K	TYPE:489926-3000K	WEIGHT:
SPEC.:	DIM.:	SERIAL No.:
MFR.:	SUR.:	PROTECTION ANGLE:

Table--2

UNIT: cd

C (DEG) γ (DEG)	95	100	105	110	115	120	125	130	135	140	145	150	155	160	165	170	175	180	185
0	1.70	1.70	1.70	1.70	1.70	1.70	1.70	1.70	1.70	1.70	1.70	1.70	1.70	1.70	1.70	1.70	1.70	1.70	1.70
5	1.15	1.16	1.17	1.18	1.20	1.22	1.25	1.28	1.31	1.34	1.38	1.42	1.47	1.51	1.56	1.61	1.65	1.70	1.74
10	0.60	0.61	0.63	0.66	0.69	0.74	0.79	0.85	0.91	0.98	1.06	1.14	1.23	1.32	1.41	1.50	1.60	1.70	1.78
15	0.04	0.06	0.09	0.13	0.19	0.25	0.33	0.41	0.51	0.61	0.72	0.84	0.97	1.10	1.23	1.37	1.51	1.65	1.78
20	0.03	0.03	0.03	0.03	0.03	0.03	0.03	0.03	0.10	0.23	0.38	0.53	0.70	0.87	1.04	1.23	1.41	1.60	1.76
25	0.02	0.02	0.02	0.02	0.02	0.02	0.02	0.03	0.03	0.03	0.05	0.22	0.41	0.62	0.84	1.06	1.28	1.52	1.72
30	0.00	0.01	0.01	0.01	0.01	0.01	0.01	0.02	0.02	0.01	0.01	0.01	0.13	0.38	0.63	0.89	1.16	1.43	1.67
35	0.00	0.00	0.00	0.00	0.00	0.00	0.00	0.01	0.01	0.01	0.01	0.01	0.01	0.15	0.43	0.72	1.02	1.32	1.60
40	0.00	0.00	0.00	0.01	0.00	0.00	0.01	0.01	0.01	0.01	0.01	0.01	0.01	0.01	0.23	0.55	0.87	1.20	1.51
45	0.00	0.00	0.00	0.00	0.00	0.01	0.01	0.01	0.01	0.01	0.01	0.01	0.02	0.01	0.04	0.38	0.72	1.07	1.42
50	0.00	0.00	0.00	0.00	0.00	0.01	0.01	0.01	0.01	0.02	0.02	0.03	0.03	0.02	0.01	0.21	0.57	0.93	1.31
55	0.00	0.00	0.00	0.00	0.00	0.01	0.01	0.01	0.02	0.03	0.03	0.04	0.04	0.03	0.01	0.06	0.41	0.77	1.19
60	0.00	0.00	0.00	0.00	0.00	0.00	0.01	0.01	0.02	0.03	0.03	0.03	0.03	0.04	0.02	0.00	0.27	0.62	1.07
65	0.00	0.00	0.00	0.00	0.00	0.00	0.00	0.00	0.01	0.01	0.02	0.03	0.03	0.04	0.04	0.01	0.14	0.46	0.94
70	0.00	0.00	0.00	0.00	0.00	0.00	0.00	0.00	0.00	0.00	0.01	0.02	0.02	0.03	0.03	0.03	0.03	0.30	0.81
75	0.00	0.00	0.00	0.00	0.00	0.00	0.00	0.00	0.00	0.00	0.00	0.00	0.01	0.01	0.01	0.03	0.01	0.14	0.67
80	0.00	0.00	0.00	0.00	0.00	0.00	0.00	0.00	0.00	0.00	0.00	0.00	0.00	0.00	0.00	0.00	0.01	0.00	0.45
85	0.00	0.00	0.00	0.00	0.00	0.00	0.00	0.00	0.00	0.00	0.00	0.00	0.00	0.00	0.02	0.02	0.00	0.00	0.01
90	0.00	0.00	0.00	0.00	0.00	0.00	0.00	0.00	0.00	0.00	0.00	0.00	0.00	0.00	0.00	0.00	0.00	0.00	0.00

C Range: 0 - 360DEG
C Interval: 5.0DEG
Test Speed: LOW
Temperature:25.3DEG
Operators:G
Test Date:2022-05-31

γ Range: 0 - 90DEG
γ Interval: 0.5DEG
Test System:EVERFINE GO-2000B_V1 SYSTEM V2.0.291
Humidity:65.0%
Test Distance:8.750m [K=1.0000]
Remarks:

LUMINOUS DISTRIBUTION INTENSITY DATA

Test:U:11.95V I:0.3389A P:2.705W PF:0.6682 Lamp Flux:1000x1 lm		
NAME: 489926-3000K	TYPE:489926-3000K	WEIGHT:
SPEC.:	DIM.:	SERIAL No.:
MFR.:	SUR.:	PROTECTION ANGLE:

Table--3

UNIT: cd

C (DEG) γ (DEG)	190	195	200	205	210	215	220	225	230	235	240	245	250	255	260	265	270	275	280
0	1.70	1.70	1.70	1.70	1.70	1.70	1.70	1.70	1.70	1.70	1.70	1.70	1.70	1.70	1.70	1.70	1.70	1.70	1.70
5	1.78	1.82	1.86	1.90	1.94	1.97	2.01	2.04	2.07	2.09	2.11	2.13	2.15	2.16	2.17	2.18	2.18	2.17	2.17
10	1.86	1.94	2.02	2.09	2.17	2.24	2.31	2.37	2.43	2.48	2.52	2.56	2.59	2.62	2.64	2.65	2.65	2.65	2.64
15	1.90	2.02	2.14	2.26	2.37	2.48	2.58	2.68	2.77	2.85	2.92	2.99	3.04	3.08	3.11	3.12	3.13	3.12	3.11
20	1.92	2.08	2.25	2.40	2.56	2.71	2.85	2.98	3.11	3.23	3.34	3.43	3.51	3.56	3.60	3.63	3.64	3.63	3.60
25	1.92	2.13	2.33	2.53	2.73	2.91	3.11	3.30	3.47	3.62	3.76	3.88	3.98	4.06	4.11	4.13	4.14	4.13	4.09
30	1.91	2.16	2.40	2.65	2.89	3.14	3.37	3.60	3.81	4.00	4.18	4.33	4.45	4.55	4.61	4.64	4.65	4.64	4.58
35	1.88	2.17	2.46	2.75	3.05	3.34	3.62	3.89	4.14	4.38	4.56	4.71	4.83	4.94	5.01	5.04	5.05	5.03	4.98
40	1.84	2.16	2.50	2.84	3.19	3.52	3.85	4.15	4.40	4.63	4.84	5.03	5.18	5.30	5.38	5.43	5.44	5.43	5.37
45	1.78	2.15	2.53	2.92	3.30	3.69	4.01	4.32	4.61	4.88	5.13	5.35	5.53	5.67	5.77	5.83	5.84	5.83	5.76
50	1.70	2.12	2.54	2.97	3.39	3.76	4.13	4.48	4.82	5.13	5.39	5.59	5.77	5.91	6.00	6.06	6.07	6.05	5.98
55	1.63	2.07	2.53	2.99	3.40	3.82	4.23	4.62	4.94	5.23	5.50	5.74	5.95	6.11	6.22	6.29	6.30	6.27	6.19
60	1.54	2.01	2.50	2.94	3.39	3.86	4.24	4.61	4.97	5.31	5.62	5.90	6.13	6.31	6.44	6.52	6.52	6.49	6.40
65	1.42	1.93	2.38	2.87	3.33	3.75	4.18	4.61	5.01	5.34	5.68	5.91	6.11	6.29	6.44	6.52	6.52	6.49	6.40
70	1.30	1.77	2.26	2.71	3.17	3.65	4.08	4.27	4.45	4.62	4.77	4.91	5.04	5.13	5.21	5.26	5.28	5.29	5.26
75	1.12	1.58	2.01	2.50	2.87	3.09	3.32	3.53	3.73	3.91	4.08	4.24	4.37	4.47	4.56	4.63	4.66	4.68	4.66
80	0.83	1.22	1.57	1.79	2.06	2.34	2.59	2.83	3.02	3.15	3.21	3.21	3.15	3.00	2.83	2.66	2.50	2.34	2.18
85	0.22	0.35	0.55	0.39	0.00	0.00	0.00	0.00	0.00	0.00	0.00	0.00	0.00	0.00	0.00	0.00	0.00	0.00	0.00
90	0.00	0.00	0.00	0.00	0.00	0.00	0.00	0.00	0.00	0.00	0.00	0.00	0.00	0.00	0.00	0.00	0.00	0.00	0.00

C Range: 0 - 360DEG
C Interval: 5.0DEG
Test Speed: LOW
Temperature:25.3DEG
Operators:G
Test Date:2022-05-31

γ Range: 0 - 90DEG
γ Interval: 0.5DEG
Test System:EVERFINE GO-2000B_V1 SYSTEM V2.0.291
Humidity:65.0%
Test Distance:8.750m [K=1.0000]
Remarks:

