

Report No.:

Test Time: 2023/3/27 10:41

## Luminaire Property

Luminaire Manufacturer:

Luminaire Category:

Luminaire Description: 486800--LED-MR8-2XPG-2700K-60°

Lamp Catalog: CREE XPG

Lamp Description:

Number of Lamps:

Lumens per Lamp:

Luminous Length (mm):

Luminous Width (mm):

Luminous Height (mm):

Voltage: 12.0 V

Current: 0.246 A

Power: 2.14 W

Power Factor: 0.726

## Photometric Results

CIE Class: Direct

Total Rated Lamp Lumens: 136.7 lm

Measurement Flux: 136.7 lm

Efficiency: 100%

Downward Ratio: 100%

Upward Ratio: 0%

Horizontal Diffuse Angle(25%,50%,75%,100%): H76.3,H59.1,H44.8,H14

Vertical Diffuse Angle(25%,50%,75%,100%): V77.1,V59.6,V44.4,V10

Luminaire Efficacy Rating (LER): 63.95

C0r0 Intensity: 125.59 cd


Max. Intensity: 149.45 cd

Pos of Max. Intensity: H195 V12

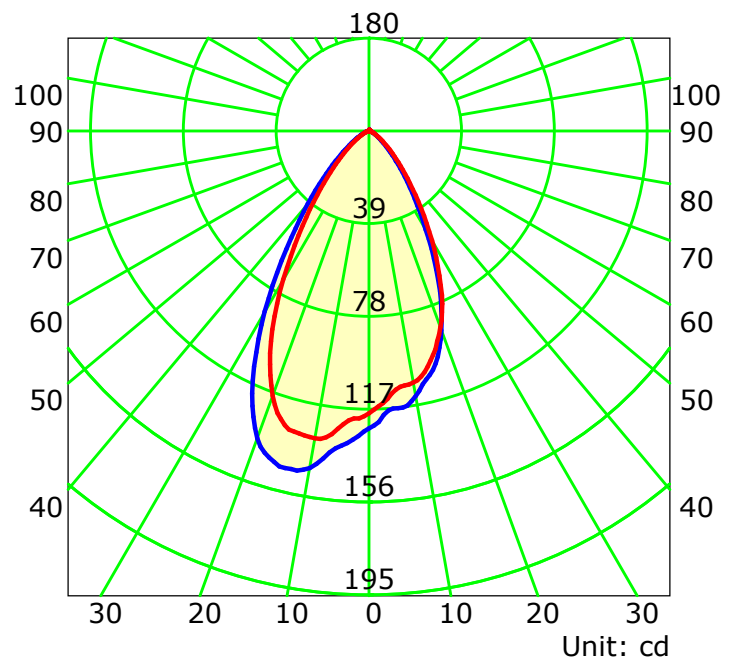
S/MH(C0/C180): 0.98

S/MH(C90/C270): 0.97

Picture Of Luminaire



Luminous Intensity Distribution Curve



C Plane (°):0.0-360.0: 15.0

Test Lab:

Test Type: TYPE C

Temperature:

Operator:

— C0-C180 — C90-C270

Gamma Plane (°):0.0-180.0:1.0

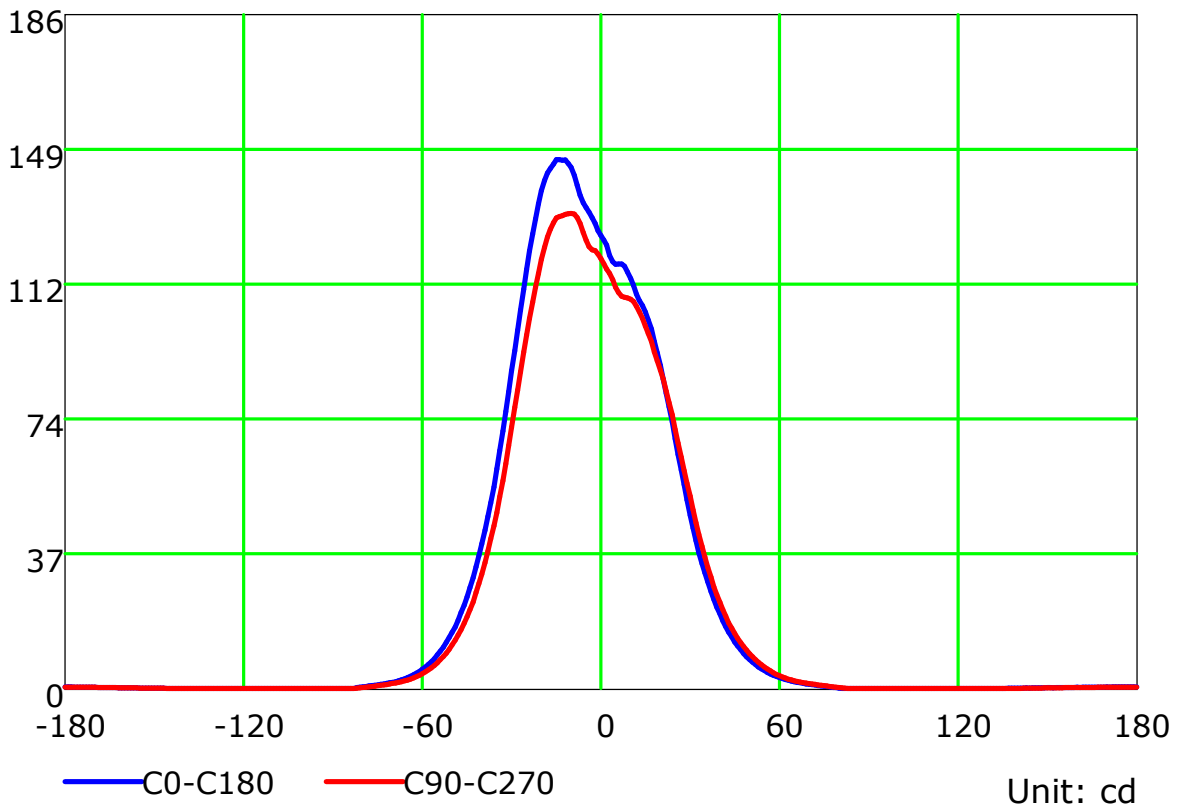
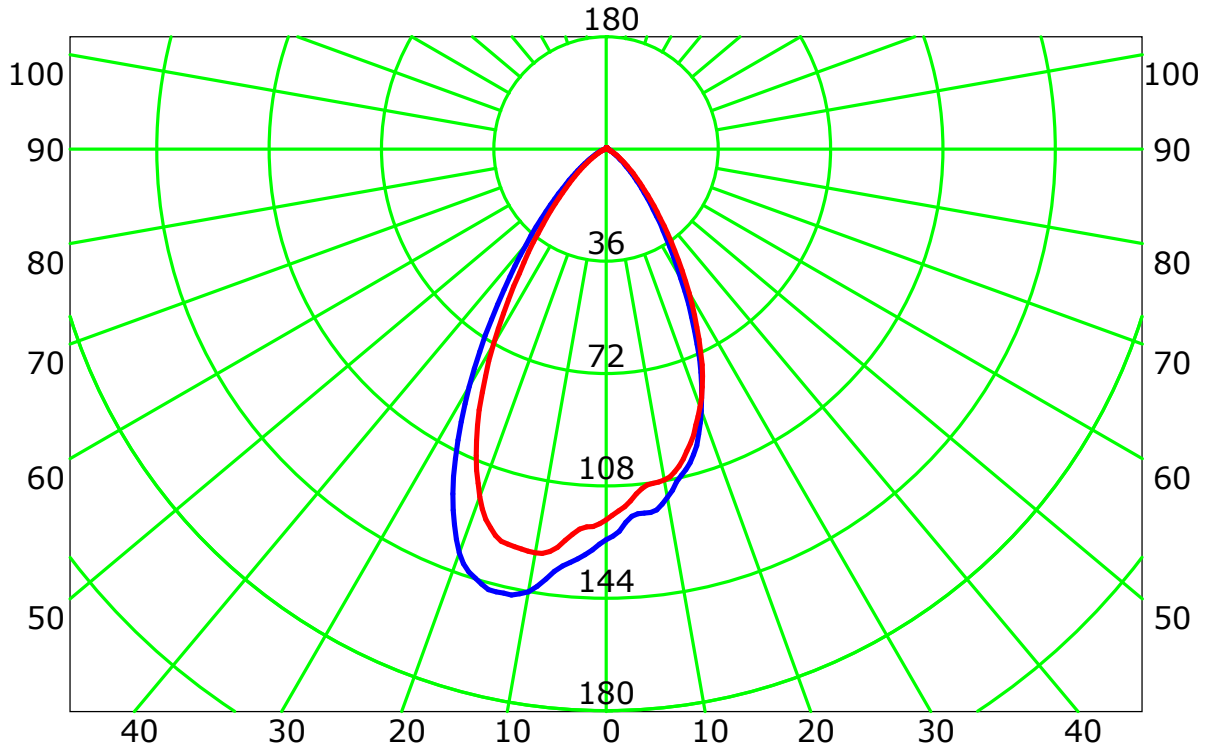
Test Device: GPM-1800B

Distance: 11.655 m [K=1.0000]

Humidity:

Inspector:

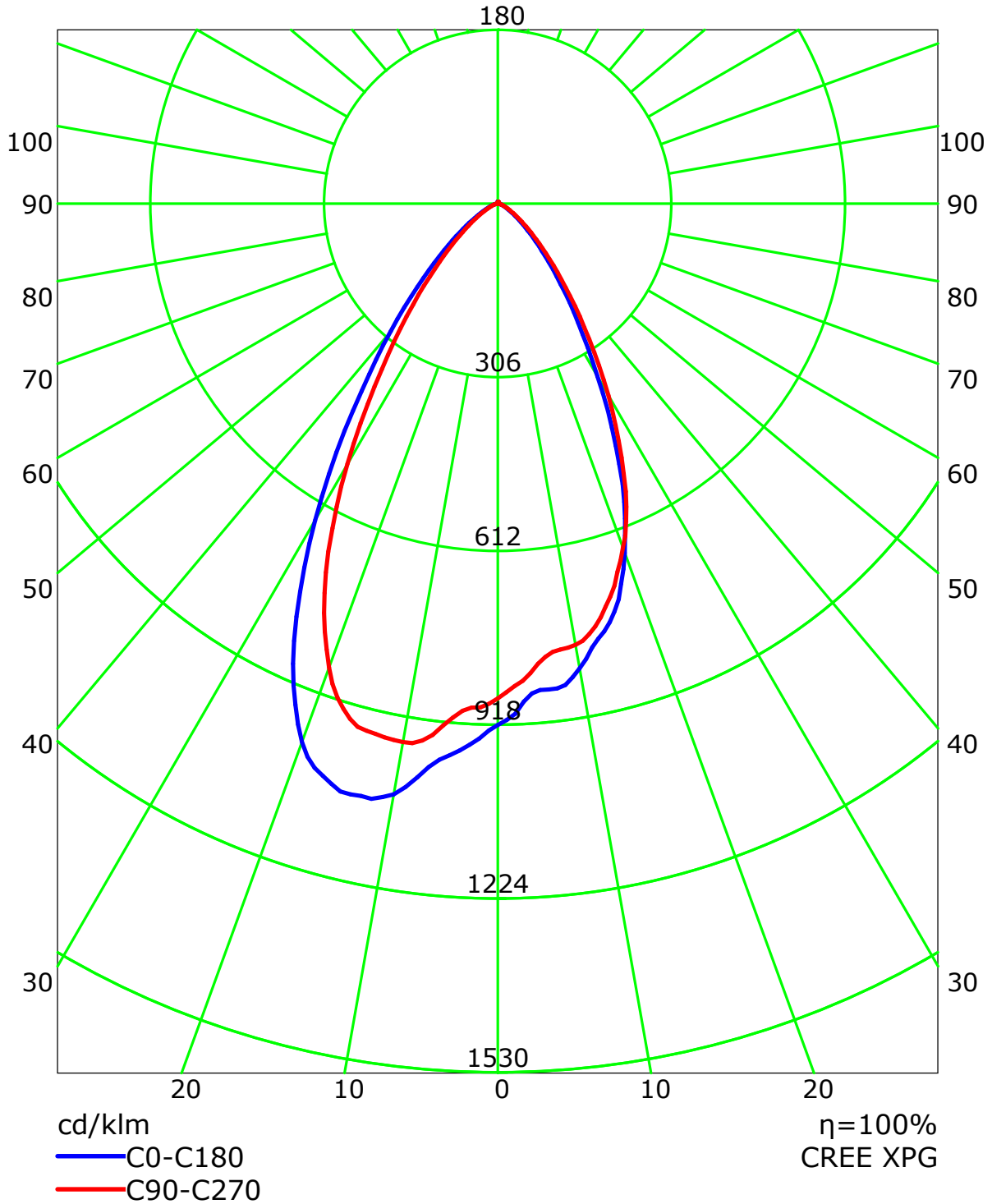
## Luminous Intensity Distribution Curve



C Plane (°):0.0-360.0: 15.0  
 Test Lab:  
 Test Type: TYPE C  
 Temperature:  
 Operator:

Gamma Plane (°):0.0-180.0:1.0  
 Test Device: GPM-1800B  
 Distance: 11.655 m [K=1.0000]  
 Humidity:  
 Inspector:

## Luminous Intensity Distribution Curve(cd/klm)



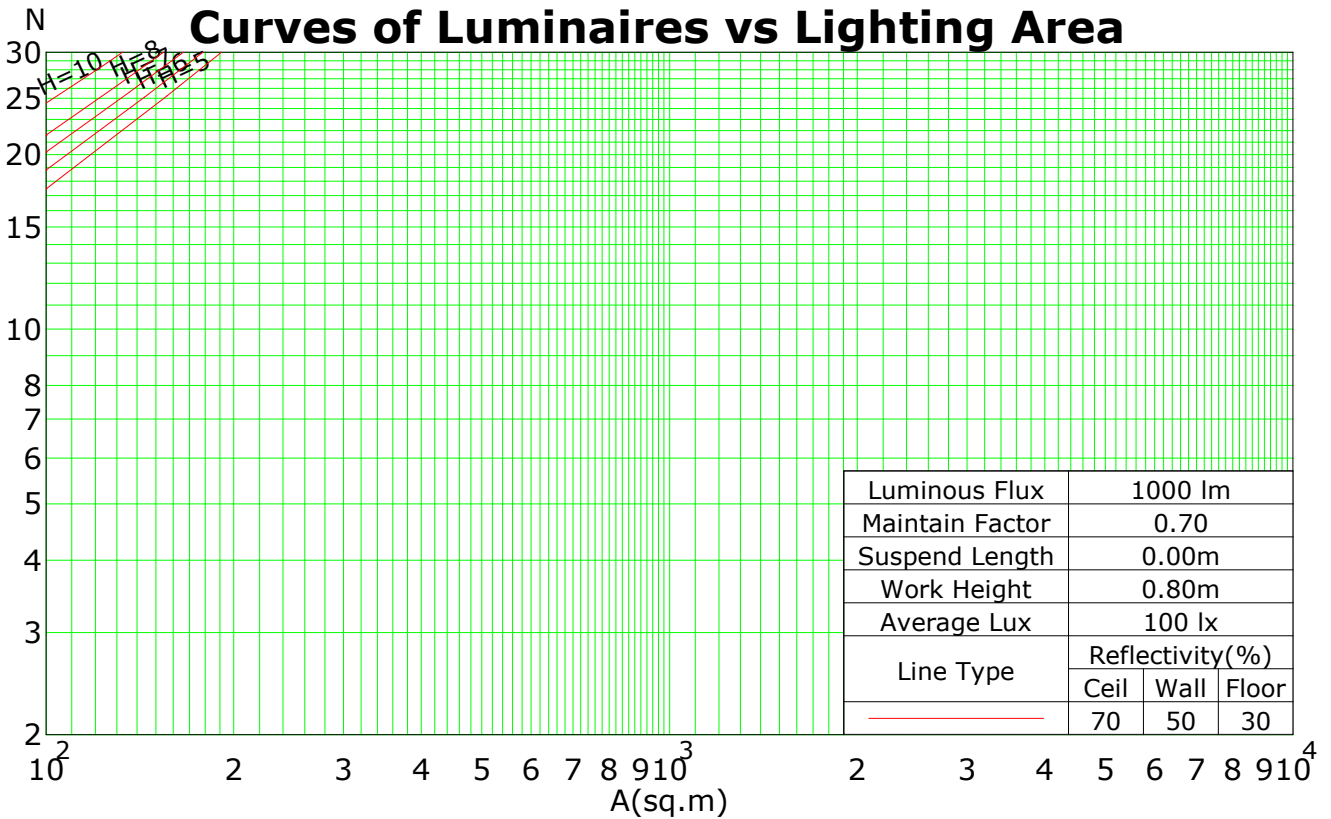
C Plane (°):0.0-360.0: 15.0  
 Test Lab:  
 Test Type: TYPE C  
 Temperature:  
 Operator:

Gamma Plane (°):0.0-180.0:1.0  
 Test Device: GPM-1800B  
 Distance: 11.655 m [K=1.0000]  
 Humidity:  
 Inspector:

### Coefficients Of Utilization - Zonal Cavity Method

RC	0.8	0.8	0.8	0.8	0.7	0.7	0.7	0.7	0.5	0.5	0.5	0.3	0.3	0.3	0.1	0.1	0.1	0
RW	0.7	0.5	0.3	0.1	0.7	0.5	0.3	0.1	0.5	0.3	0.1	0.5	0.3	0.1	0.5	0.3	0.1	0
RCR	RF = 0.2																	
0	1.19	1.19	1.19	1.19	1.16	1.16	1.16	1.16	1.11	1.11	1.11	1.06	1.06	1.06	1.02	1.02	1.02	1.00
1	1.13	1.10	1.07	1.05	1.10	1.08	1.05	1.03	1.03	1.01	1.00	1.00	0.98	0.97	0.96	0.95	0.94	0.92
2	1.06	1.01	0.97	0.93	1.04	0.99	0.95	0.92	0.96	0.93	0.90	0.93	0.90	0.88	0.90	0.88	0.86	0.84
3	1.00	0.93	0.88	0.83	0.98	0.92	0.87	0.83	0.89	0.85	0.81	0.87	0.83	0.80	0.84	0.81	0.79	0.77
4	0.95	0.86	0.80	0.75	0.93	0.85	0.79	0.75	0.83	0.78	0.74	0.81	0.77	0.73	0.79	0.75	0.72	0.71
5	0.89	0.80	0.74	0.69	0.88	0.79	0.73	0.69	0.77	0.72	0.68	0.75	0.71	0.67	0.74	0.70	0.67	0.65
6	0.84	0.75	0.68	0.63	0.83	0.74	0.68	0.63	0.72	0.67	0.63	0.71	0.66	0.62	0.69	0.65	0.62	0.60
7	0.80	0.70	0.63	0.58	0.78	0.69	0.63	0.58	0.68	0.62	0.58	0.66	0.61	0.58	0.65	0.61	0.57	0.56
8	0.75	0.65	0.59	0.54	0.74	0.65	0.58	0.54	0.63	0.58	0.54	0.62	0.57	0.54	0.61	0.57	0.53	0.52
9	0.72	0.61	0.55	0.50	0.70	0.61	0.55	0.50	0.60	0.54	0.50	0.59	0.54	0.50	0.58	0.53	0.50	0.48
10	0.68	0.58	0.51	0.47	0.67	0.57	0.51	0.47	0.56	0.51	0.47	0.55	0.50	0.47	0.55	0.50	0.47	0.45

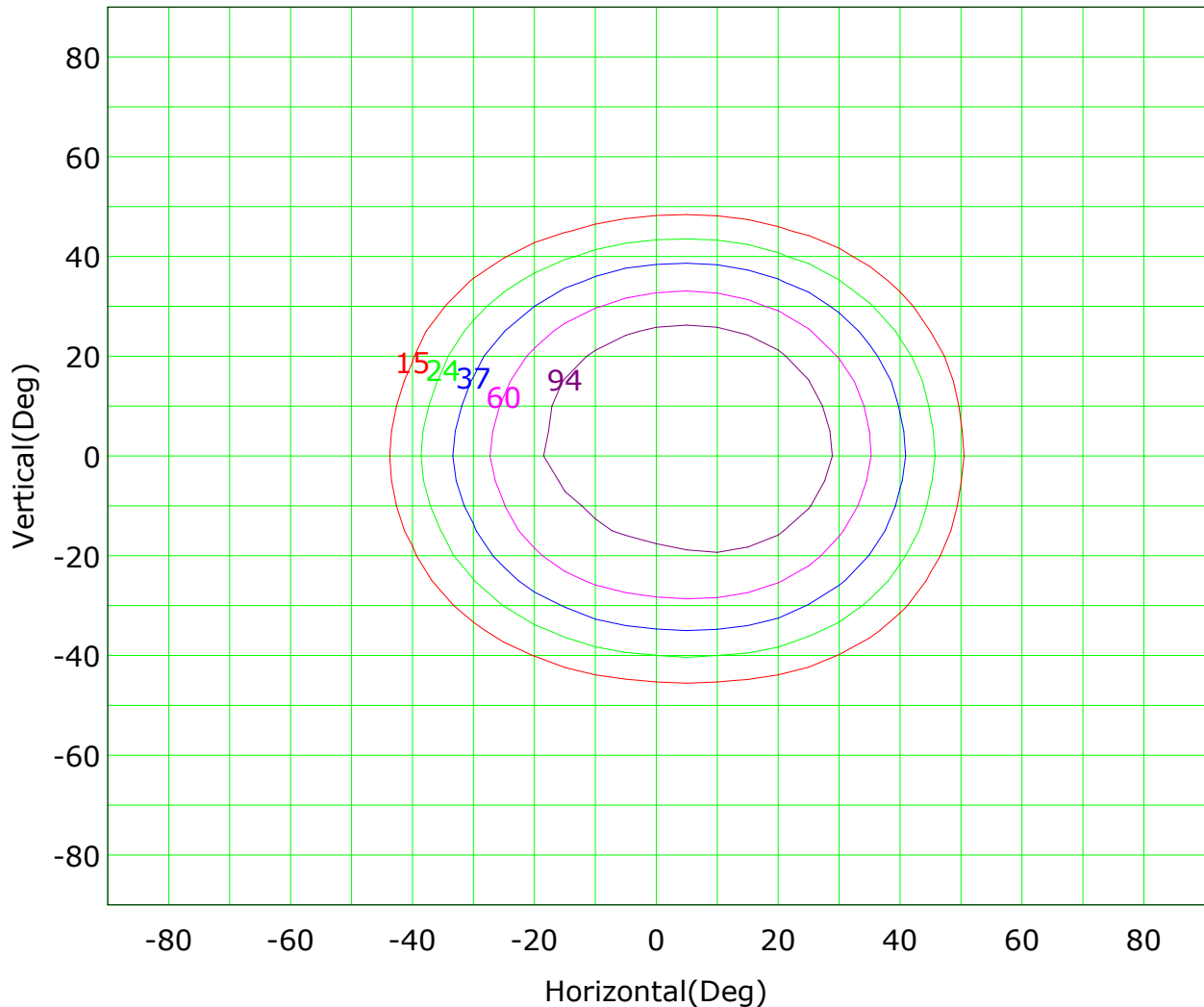
Spacing Criteria (0-180): 0.98  
 Spacing Criteria (90-270): 0.97  
 Spacing Criteria (Diagonal): 0.91



C Plane (°):0.0-360.0: 15.0  
 Test Lab:  
 Test Type: TYPE C  
 Temperature:  
 Operator:

Gamma Plane (°):0.0-180.0:1.0  
 Test Device: GPM-1800B  
 Distance: 11.655 m [K=1.0000]  
 Humidity:  
 Inspector:

## Isocandela (rectangle)



Imax (100%): 149 cd

— ( 10%):	15 cd	— ( 16%):	24 cd
— ( 25%):	37 cd	— ( 40%):	60 cd
— ( 63%):	94 cd	— (100%):	149 cd

C Plane (°):0.0-360.0: 15.0

Test Lab:

Test Type: TYPE C

Temperature:

Operator:

Gamma Plane (°):0.0-180.0:1.0

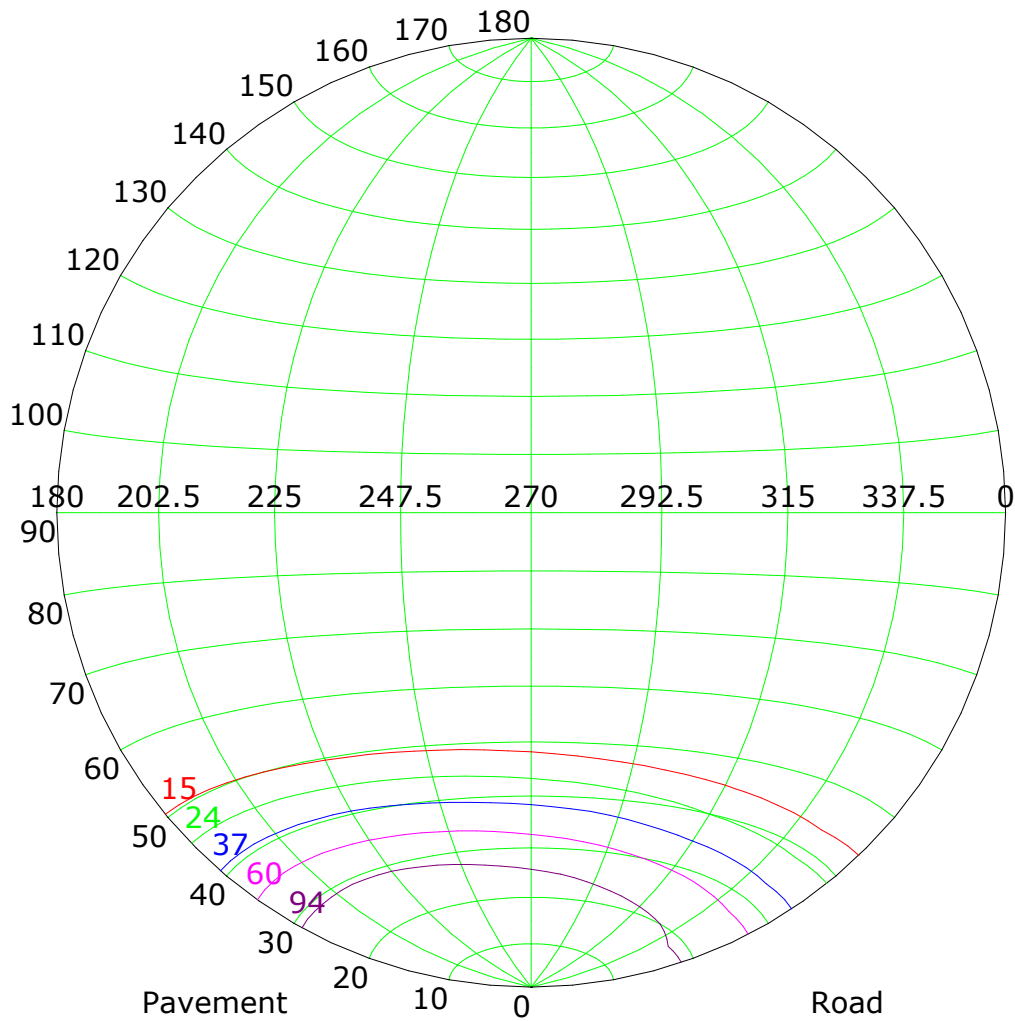
Test Device: GPM-1800B

Distance: 11.655 m [K=1.0000]

Humidity:

Inspector:

## Isocandela (sphere)



Imax (100%): 149 cd

— ( 10%):	15 cd	— ( 16%):	24 cd
— ( 25%):	37 cd	— ( 40%):	60 cd
— ( 63%):	94 cd	— (100%):	149 cd

C Plane (°):0.0-360.0: 15.0

Test Lab:

Test Type: TYPE C

Temperature:

Operator:

Gamma Plane (°):0.0-180.0:1.0

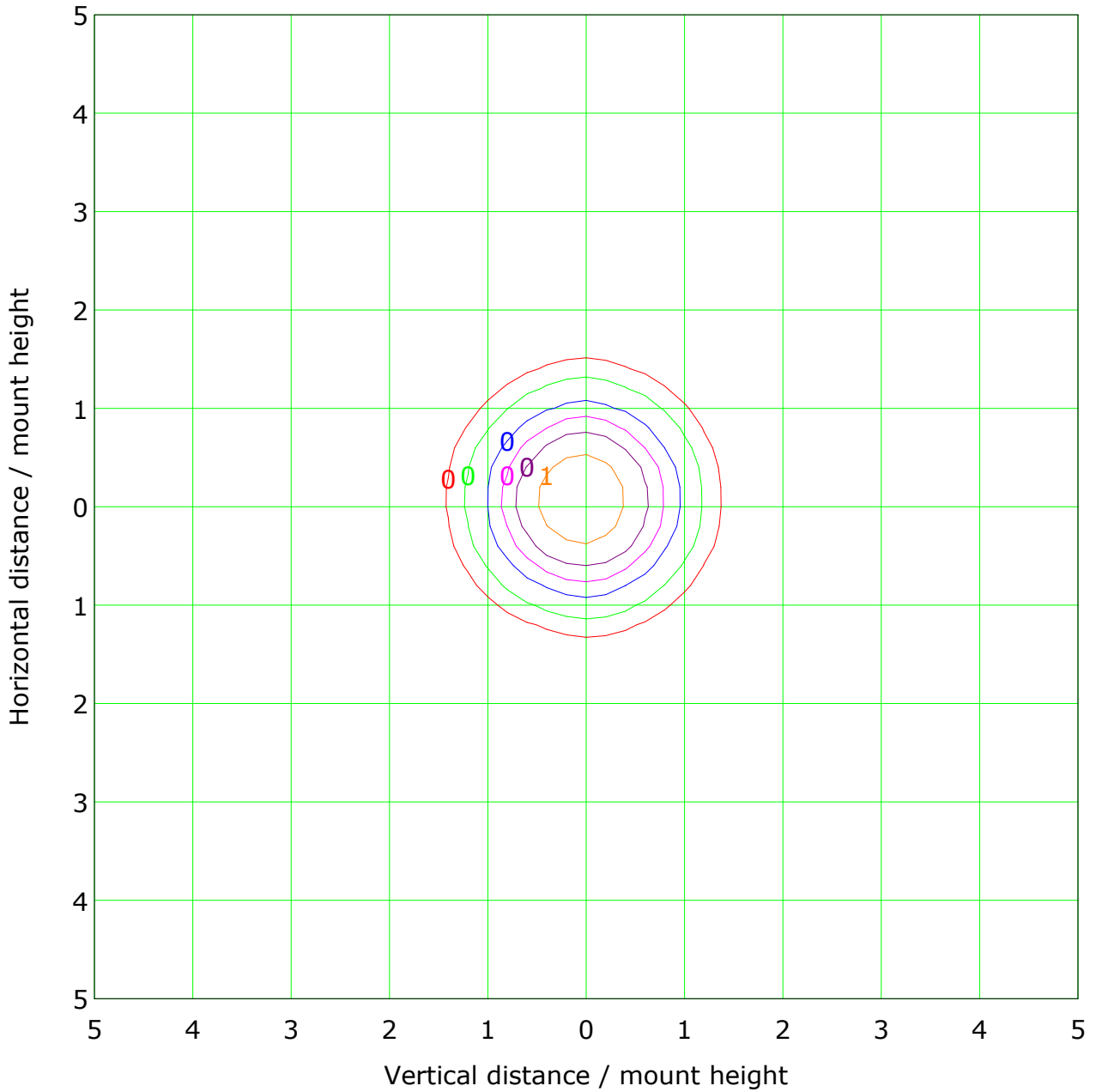
Test Device: GPM-1800B

Distance: 11.655 m [K=1.0000]

Humidity:

Inspector:

### IsoLux Plot



Mounting Height: 10.0m    Max Lux(100%): 1.4 lx

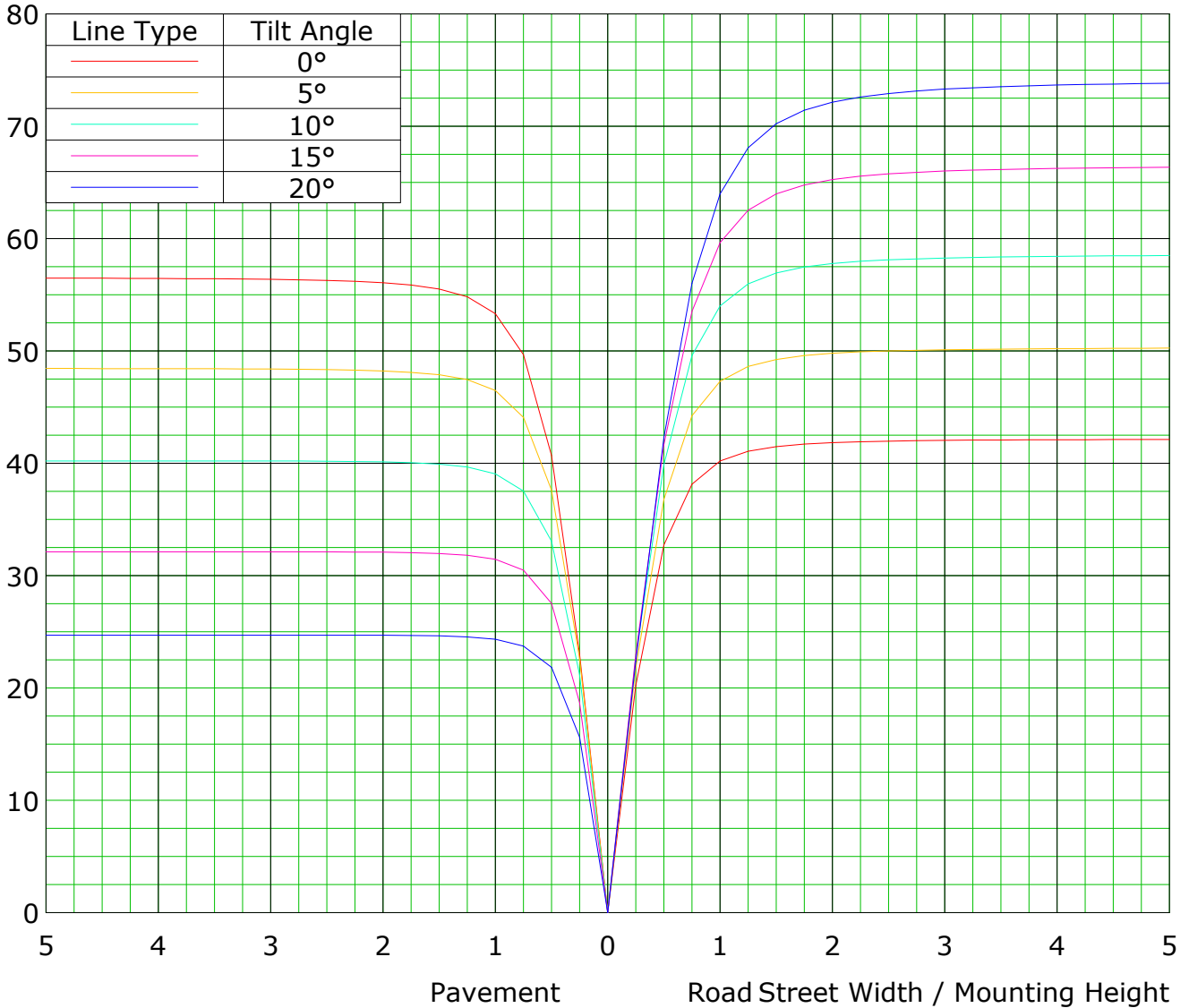
— ( 1%): 0.0 lx	— ( 2%): 0.0 lx
— ( 5%): 0.1 lx	— (10%): 0.1 lx
— (20%): 0.3 lx	— (50%): 0.7 lx
— (100%): 1.4 lx	

C Plane (°):0.0-360.0: 15.0  
 Test Lab:  
 Test Type: TYPE C  
 Temperature:  
 Operator:

Gamma Plane (°):0.0-180.0:1.0  
 Test Device: GPM-1800B  
 Distance: 11.655 m [K=1.0000]  
 Humidity:  
 Inspector:

## Roadway CU Curve

Efficiency(%)



C Plane (°):0.0-360.0: 15.0

Test Lab:

Test Type: TYPE C

Temperature:

Operator:

Gamma Plane (°):0.0-180.0:1.0

Test Device: GPM-1800B

Distance: 11.655 m [K=1.0000]

Humidity:

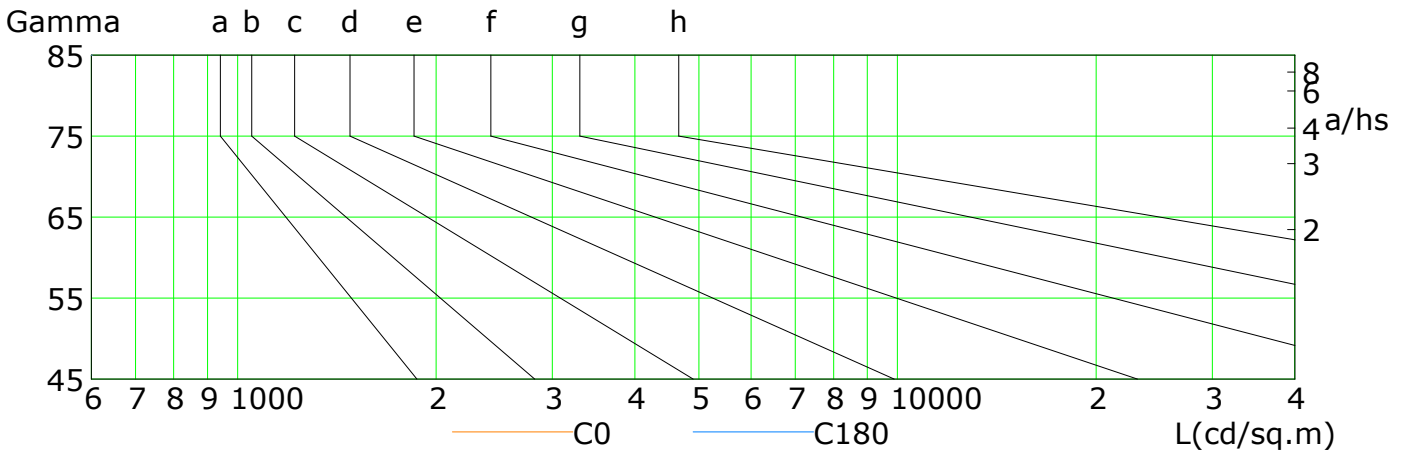
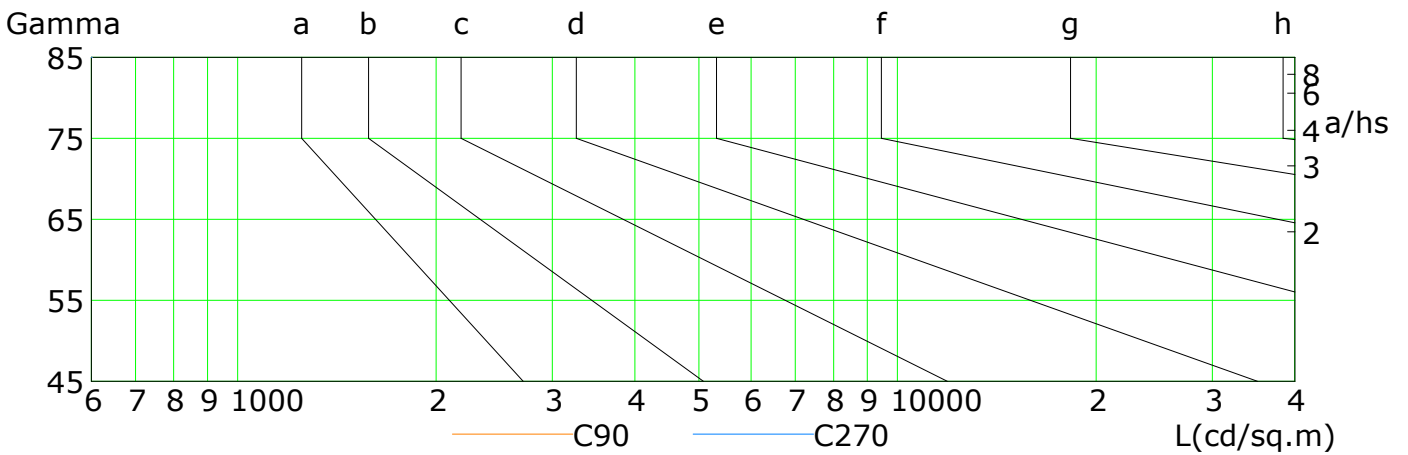
Inspector:



## Lum Limit Curve

Dazzle	Quality	Illuminance (lx)							
		2000	1000	500	<=300				
1.15	A	2000	1000	500	<=300				
1.50	B		2000	1000	500	<=300			
1.85	C			2000	1000	500	<=300		
2.20	D				2000	1000	500	<=300	
2.55	E					2000	1000	500	<=300

a b c d e f g h



L(cd/sq.m)	G45	G50	G55	G60	G65	G70	G75	G80	G85
C0	13	8	5	3	2	1	1	0	0
C90	15	10	6	4	2	1	1	0	0
C180	25	16	9	5	3	2	1	1	0
C270	20	12	7	4	2	1	1	0	0

C Plane (°):0.0-360.0: 15.0

Test Lab:

Test Type: TYPE C

Temperature:

Operator:

Gamma Plane (°):0.0-180.0:1.0

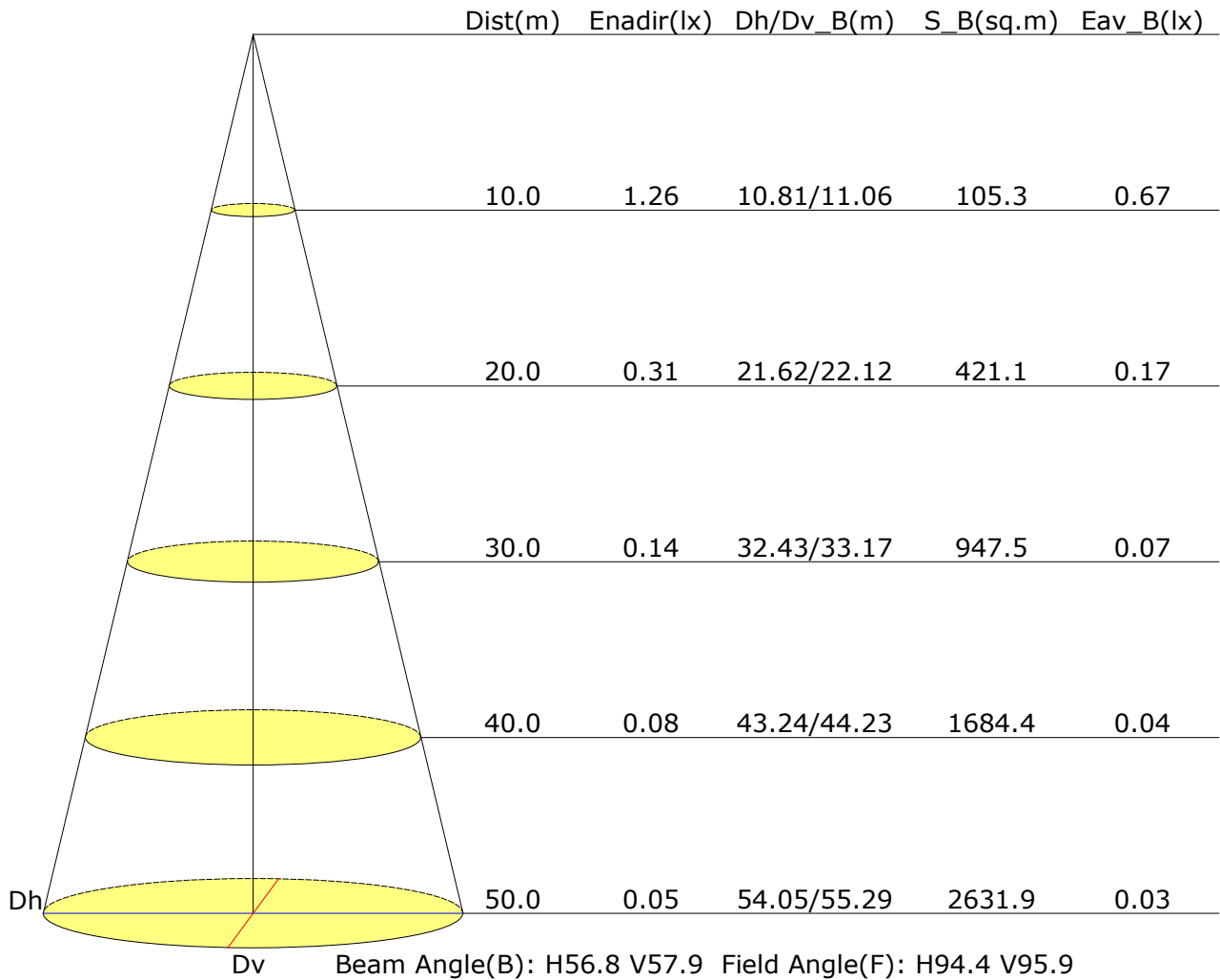
Test Device: GPM-1800B

Distance: 11.655 m [K=1.0000]

Humidity:

Inspector:

## Illuminance at a Distance



C Plane (°):0.0-360.0: 15.0

Test Lab:

Test Type: TYPE C

Temperature:

Operator:

Gamma Plane (°):0.0-180.0:1.0

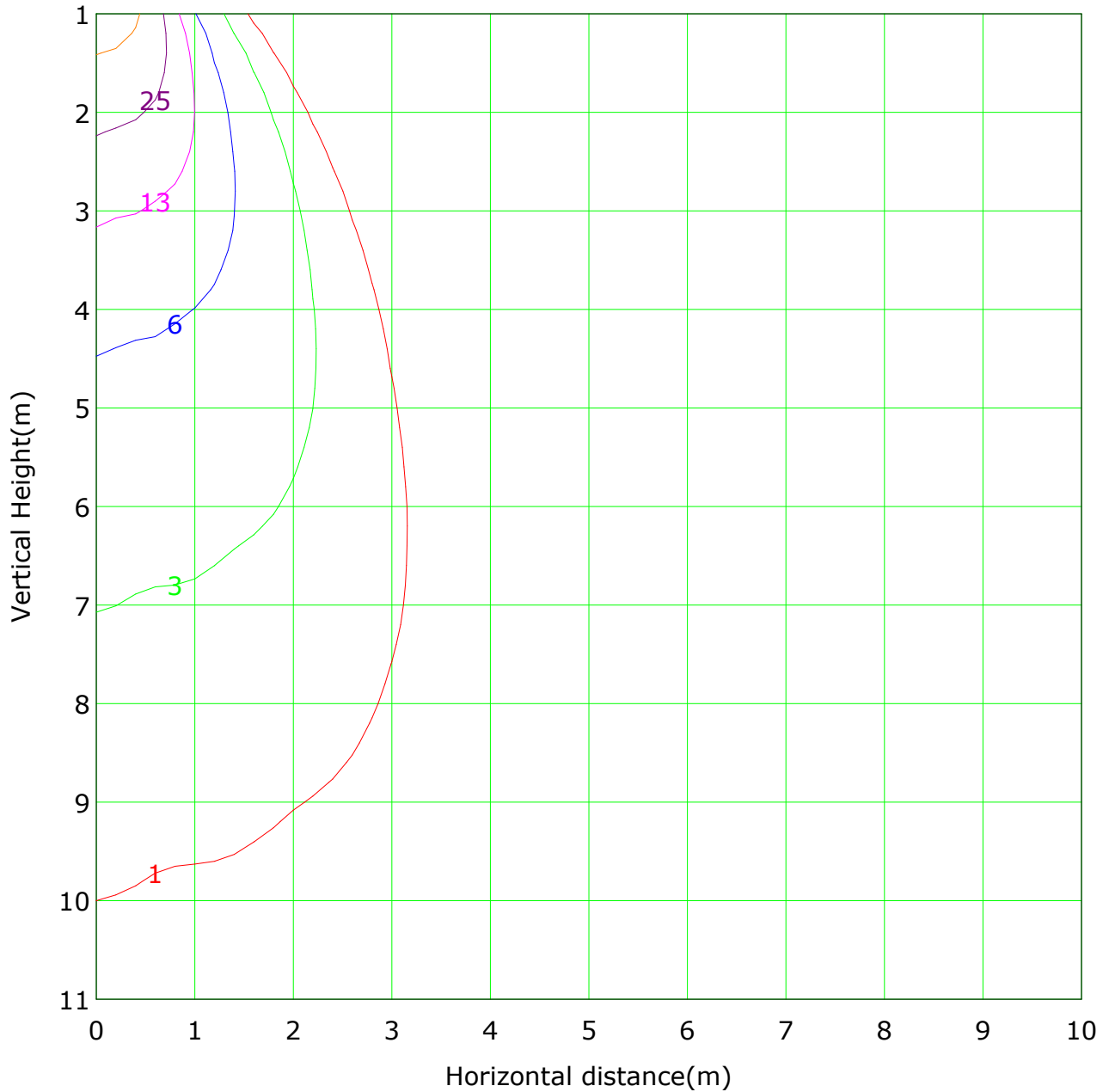
Test Device: GPM-1800B

Distance: 11.655 m [K=1.0000]

Humidity:

Inspector:

## Vertical IsoLux Plot



Lowest(m): 1.0m	Highest(m): 11.0m	Max Lux: 125.6 lx
— ( 1%): 1.3 lx	— ( 2%): 2.5 lx	
— ( 5%): 6.3 lx	— ( 10%): 12.6 lx	
— ( 20%): 25.1 lx	— ( 50%): 62.8 lx	
— (100%): 125.6 lx		

C Plane (°):0.0-360.0: 15.0  
 Test Lab:  
 Test Type: TYPE C  
 Temperature:  
 Operator:

Gamma Plane (°):0.0-180.0:1.0  
 Test Device: GPM-1800B  
 Distance: 11.655 m [K=1.0000]  
 Humidity:  
 Inspector:

### Area Flux Table

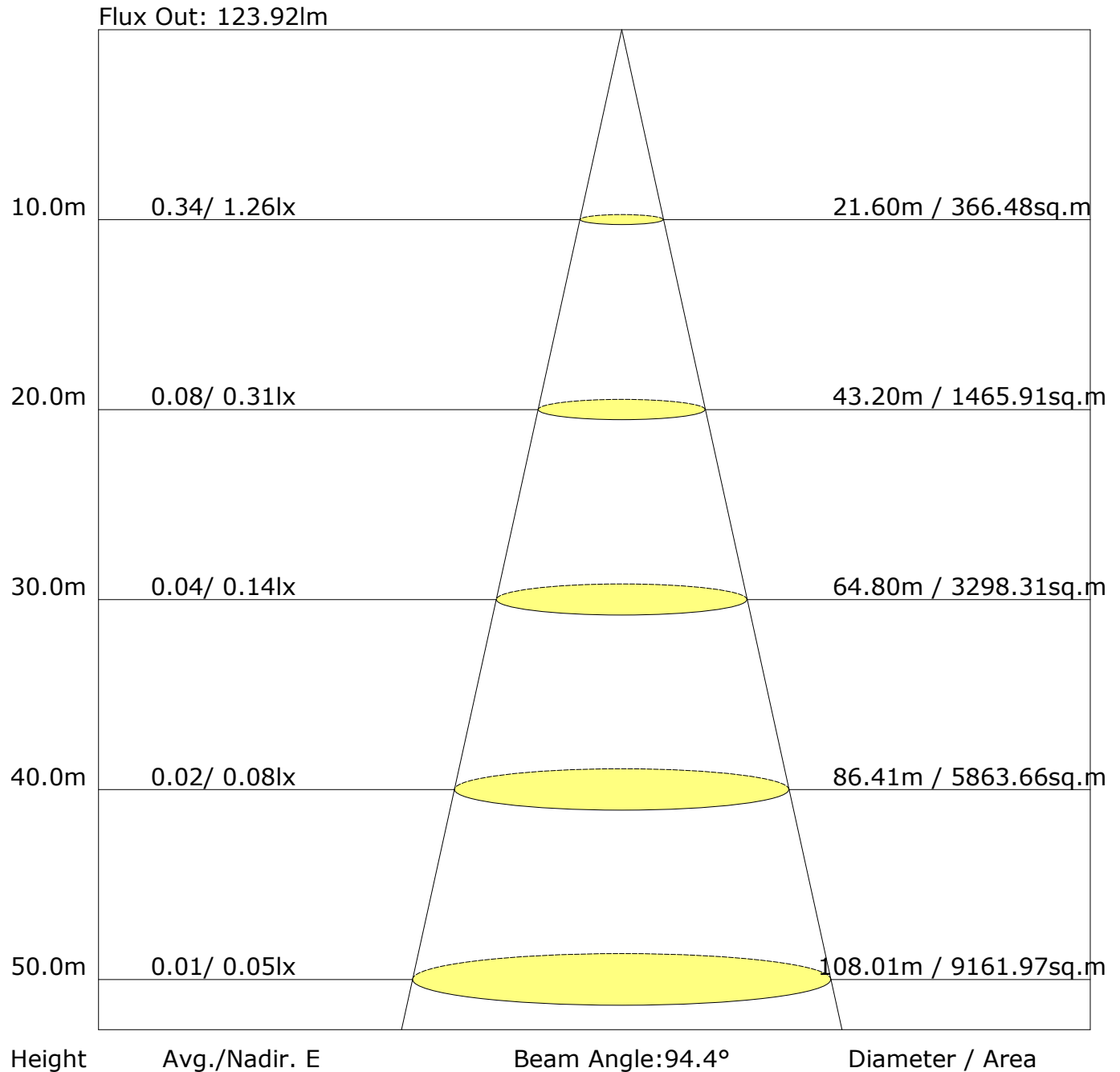
Unit: lm

		Vertical plane																				
		-90	-80	-70	-60	-50	-40	-30	-20	-10	0	10	20	30	40	50	60	70	80	90	Flux(T)	Flux(E)
Horizontal plane	-90	0.0	0.0	0.0	0.0	0.0	0.0	0.0	0.0	0.0	0.0	0.0	0.0	0.0	0.0	0.0	0.0	0.0	0.0	0.0	0.0	0.0
	-80	0.0	0.0	0.0	0.0	0.0	0.0	0.0	0.0	0.0	0.0	0.0	0.0	0.0	0.0	0.0	0.0	0.0	0.0	0.0	0.1	0.0
	-70	0.0	0.0	0.0	0.0	0.0	0.0	0.0	0.0	0.0	0.0	0.0	0.0	0.0	0.0	0.0	0.0	0.0	0.0	0.0	0.3	0.0
	-60	0.0	0.0	0.0	0.0	0.0	0.0	0.0	0.0	0.0	0.0	0.0	0.0	0.0	0.0	0.0	0.0	0.0	0.0	0.0	1.2	0.0
	-50	0.0	0.0	0.0	0.0	0.0	0.0	0.0	0.0	0.0	0.0	0.0	0.0	0.0	0.0	0.0	0.0	0.0	0.0	0.0	3.4	2.3
	-40	0.0	0.0	0.0	0.0	0.0	0.0	0.0	0.0	0.0	0.0	0.0	0.0	0.0	0.0	0.0	0.0	0.0	0.0	0.0	8.6	7.6
	-30	0.0	0.0	0.0	0.0	0.0	0.0	0.0	0.0	0.0	0.0	0.0	0.0	0.0	0.0	0.0	0.0	0.0	0.0	0.0	16.8	15.9
	-20	0.0	0.0	0.0	0.0	0.0	0.0	0.0	0.0	0.0	0.0	0.0	0.0	0.0	0.0	0.0	0.0	0.0	0.0	0.0	23.5	22.7
	-10	0.0	0.0	0.0	0.0	0.0	0.0	0.0	0.0	0.0	0.0	0.0	0.0	0.0	0.0	0.0	0.0	0.0	0.0	0.0	24.7	23.8
	0	0.0	0.0	0.0	0.0	0.0	0.0	0.0	0.0	0.0	0.0	0.0	0.0	0.0	0.0	0.0	0.0	0.0	0.0	0.0	22.3	21.4
	10	0.0	0.0	0.0	0.0	0.0	0.0	0.0	0.0	0.0	0.0	0.0	0.0	0.0	0.0	0.0	0.0	0.0	0.0	0.0	17.5	16.6
	20	0.0	0.0	0.0	0.0	0.0	0.0	0.0	0.0	0.0	0.0	0.0	0.0	0.0	0.0	0.0	0.0	0.0	0.0	0.0	10.5	9.5
	30	0.0	0.0	0.0	0.0	0.0	0.0	0.0	0.0	0.0	0.0	0.0	0.0	0.0	0.0	0.0	0.0	0.0	0.0	0.0	4.8	3.6
	40	0.0	0.0	0.0	0.0	0.0	0.0	0.0	0.0	0.0	0.0	0.0	0.0	0.0	0.0	0.0	0.0	0.0	0.0	0.0	1.9	0.3
	50	0.0	0.0	0.0	0.0	0.0	0.0	0.0	0.0	0.0	0.0	0.0	0.0	0.0	0.0	0.0	0.0	0.0	0.0	0.0	0.7	0.0
	60	0.0	0.0	0.0	0.0	0.0	0.0	0.0	0.0	0.0	0.0	0.0	0.0	0.0	0.0	0.0	0.0	0.0	0.0	0.0	0.2	0.0
	70	0.0	0.0	0.0	0.0	0.0	0.0	0.0	0.0	0.0	0.0	0.0	0.0	0.0	0.0	0.0	0.0	0.0	0.0	0.0	0.0	0.0
	80	0.0	0.0	0.0	0.0	0.0	0.0	0.0	0.0	0.0	0.0	0.0	0.0	0.0	0.0	0.0	0.0	0.0	0.0	0.0	0.0	0.0
90	0.0	0.0	0.0	0.0	0.0	0.0	0.0	0.0	0.0	0.0	0.0	0.0	0.0	0.0	0.0	0.0	0.0	0.0	0.0	0.0	0.0	
																					136	124

C Plane (°):0.0-360.0: 15.0  
 Test Lab:  
 Test Type: TYPE C  
 Temperature:  
 Operator:

Gamma Plane (°):0.0-180.0:1.0  
 Test Device: GPM-1800B  
 Distance: 11.655 m [K=1.0000]  
 Humidity:  
 Inspector:

## The Average Illuminance Effective Figure



C Plane (°):0.0-360.0: 15.0  
 Test Lab:  
 Test Type: TYPE C  
 Temperature:  
 Operator:

Gamma Plane (°):0.0-180.0:1.0  
 Test Device: GPM-1800B  
 Distance: 11.655 m [K=1.0000]  
 Humidity:  
 Inspector:

## UGR Table

Room dimensions	Viewed crosswise					Viewed endwise				
Reflectance:										
Ceiling (cavity)	0.7	0.7	0.5	0.5	0.3	0.7	0.7	0.5	0.5	0.3
Wall	0.5	0.3	0.5	0.3	0.3	0.5	0.3	0.5	0.3	0.3
Reference plane	0.2	0.2	0.2	0.2	0.2	0.2	0.2	0.2	0.2	0.2
X=2H Y=2H	1.\$	1.\$	1.\$	1.\$	1.\$	1.\$	1.\$	1.\$	1.\$	1.\$
3H	1.\$	1.\$	1.\$	1.\$	1.\$	1.\$	1.\$	1.\$	1.\$	1.\$
4H	1.\$	1.\$	1.\$	1.\$	1.\$	1.\$	1.\$	1.\$	1.\$	1.\$
6H	1.\$	1.\$	1.\$	1.\$	1.\$	1.\$	1.\$	1.\$	1.\$	1.\$
8H	-1.\$	-1.\$	-1.\$	-1.\$	-1.\$	1.\$	1.\$	1.\$	1.\$	1.\$
12H	-1.\$	-1.\$	-1.\$	-1.\$	-1.\$	-1.\$	-1.\$	-1.\$	-1.\$	-1.\$
X=4H Y=2H	1.\$	1.\$	1.\$	1.\$	1.\$	1.\$	1.\$	1.\$	1.\$	1.\$
3H	1.\$	1.\$	1.\$	1.\$	1.\$	1.\$	1.\$	1.\$	1.\$	1.\$
4H	1.\$	1.\$	1.\$	1.\$	1.\$	1.\$	1.\$	1.\$	1.\$	1.\$
6H	1.\$	1.\$	1.\$	1.\$	1.\$	1.\$	1.\$	1.\$	1.\$	1.\$
8H	-1.\$	-1.\$	-1.\$	-1.\$	-1.\$	1.\$	1.\$	1.\$	1.\$	1.\$
12H	-1.\$	-1.\$	-1.\$	-1.\$	-1.\$	-1.\$	-1.\$	-1.\$	-1.\$	-1.\$
X=8H Y=4H	1.\$	1.\$	1.\$	1.\$	1.\$	1.\$	1.\$	1.\$	1.\$	1.\$
6H	1.\$	1.\$	1.\$	1.\$	1.\$	1.\$	1.\$	1.\$	1.\$	1.\$
8H	-1.\$	-1.\$	-1.\$	-1.\$	-1.\$	-1.\$	-1.\$	-1.\$	-1.\$	-1.\$
12H	-1.\$	-1.\$	-1.\$	-1.\$	-1.\$	-1.\$	-1.\$	-1.\$	-1.\$	-1.\$
X=12H Y=4H	1.\$	1.\$	1.\$	1.\$	1.\$	1.\$	1.\$	1.\$	1.\$	1.\$
6H	-1.\$	-1.\$	-1.\$	-1.\$	-1.\$	-1.\$	-1.\$	-1.\$	-1.\$	-1.\$
8H	-1.\$	-1.\$	-1.\$	-1.\$	-1.\$	-1.\$	-1.\$	-1.\$	-1.\$	-1.\$

Calculate in accordance with CIE 190:2010 The table is revised with 137lm ( $8\log(F/F_0) = -6.9$ ).

C Plane (°):0.0-360.0: 15.0  
 Test Lab:  
 Test Type: TYPE C  
 Temperature:  
 Operator:

Gamma Plane (°):0.0-180.0:1.0  
 Test Device: GPM-1800B  
 Distance: 11.655 m [K=1.0000]  
 Humidity:  
 Inspector:

**FLUX DISTRIBUTION TABLE BASED ON THE IESNA LUMINAIRE CLASSIFICATION SYSTEM**



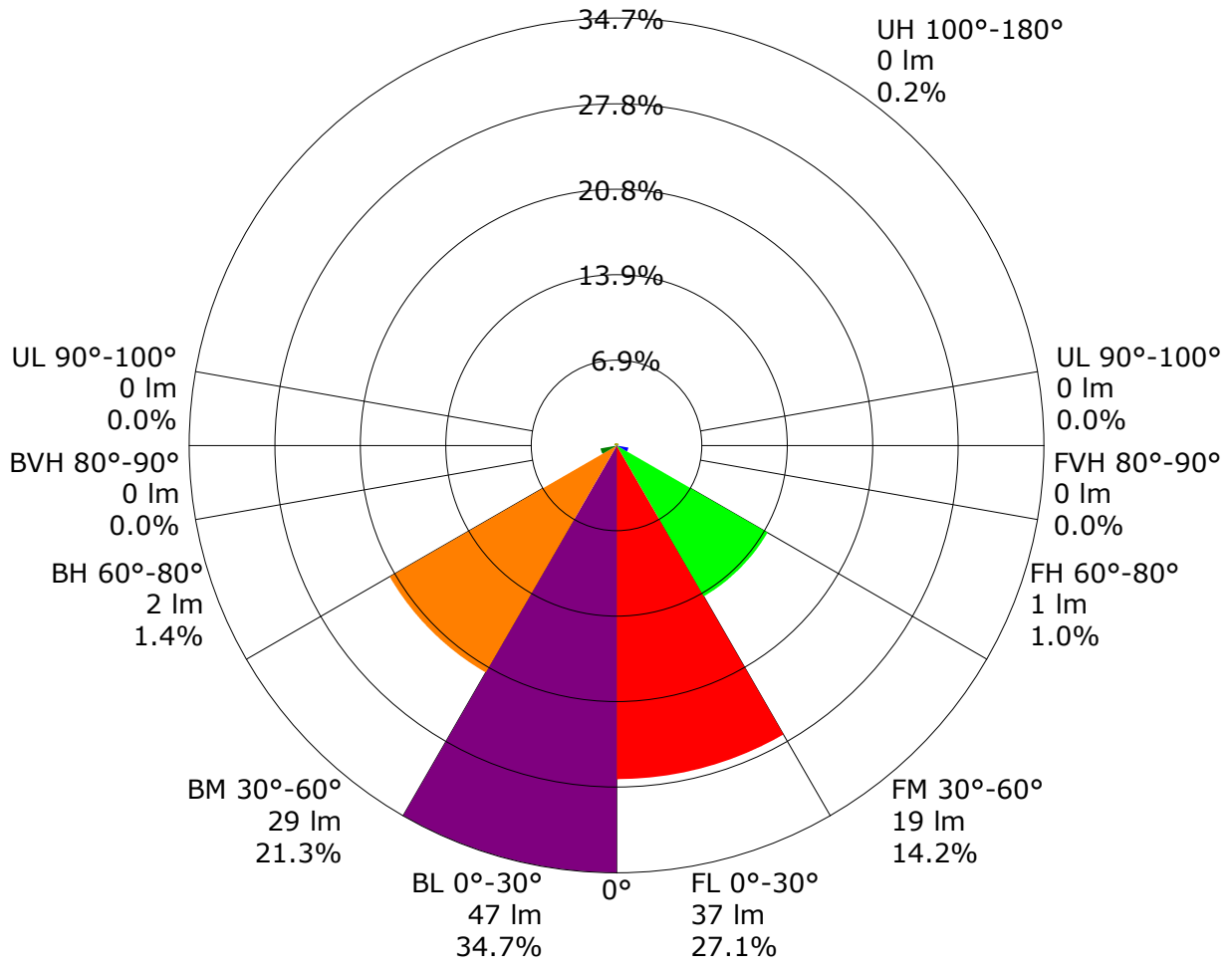
ZONE	LUMENS	% LAMP LUMENS
FORWARD LIGHT	58	42.4
FL ( 0°-30°)	37	27.1
FM (30°-60°)	19	14.2
FH (60°-80°)	1	1.0
FVH (80°-90°)	0	0.0
BACK LIGHT	79	57.4
BL ( 0°-30°)	47	34.7
BM (30°-60°)	29	21.3
BH (60°-80°)	2	1.4
BVH (80°-90°)	0	0.0
UP LIGHT	0	0.2
UL (90°-100°)	0	0.0
UH (100°-180°)	0	0.2
TRAPPED LIGHT	NA	NA

BUG(Backlight,Uplight,Glare) Rating Base On TM-15-07	
Asymmetrical Luminaire Types (Type I,II,III,IV)	B0 U1 G0
Quadrilateral Symmetrical Luminaire Types (Type V,Area Light)	B0 U1 G0

C Plane (°):0.0-360.0: 15.0  
 Test Lab:  
 Test Type: TYPE C  
 Temperature:  
 Operator:

Gamma Plane (°):0.0-180.0:1.0  
 Test Device: GPM-1800B  
 Distance: 11.655 m [K=1.0000]  
 Humidity:  
 Inspector:

### LCS Graph



**Back Light**

**Forward Light**

Scale= MAX LCS%

Trapped Light:NA,NA

C Plane (°):0.0-360.0: 15.0

Test Lab:

Test Type: TYPE C

Temperature:

Operator:

Gamma Plane (°):0.0-180.0:1.0

Test Device: GPM-1800B

Distance: 11.655 m [K=1.0000]

Humidity:

Inspector:



## Utilisation Factor Table(Floor cavity)

Utilisation Factors UF(F)			SHR NOM = 0.75									
Room Reflectance			Room Index(RI)									
Ceiling	Wall	Floor	0.75	1.00	1.25	1.50	2.00	2.50	3.00	4.00	5.00	
0.70	0.50	0.20	0.76	0.84	0.90	0.94	0.99	1.02	1.04	1.07	1.09	
	0.30		0.71	0.79	0.85	0.89	0.95	0.99	1.01	1.05	1.07	
	0.20		0.67	0.75	0.81	0.86	0.92	0.96	0.98	1.02	1.05	
0.50	0.50	0.20	0.75	0.83	0.88	0.91	0.96	0.99	1.01	1.03	1.05	
	0.30		0.70	0.78	0.83	0.87	0.93	0.96	0.98	1.01	1.03	
	0.20		0.66	0.75	0.80	0.84	0.90	0.93	0.96	0.99	1.02	
0.30	0.50	0.20	0.74	0.81	0.86	0.89	0.93	0.96	0.98	1.00	1.01	
	0.30		0.69	0.77	0.82	0.86	0.90	0.93	0.96	0.98	1.00	
	0.20		0.66	0.74	0.79	0.83	0.88	0.91	0.94	0.97	0.98	
0.00	0.00	0.00	0.64	0.72	0.77	0.80	0.85	0.88	0.90	0.92	0.94	
<p>Rating:2W Photometrically tested without ceiling board.            Multiply UF values by service correction factors            Calculate in accordance with CIBSE Technical Memorandum NO.5 1980</p>												

C Plane (°):0.0-360.0: 15.0  
 Test Lab:  
 Test Type: TYPE C  
 Temperature:  
 Operator:

Gamma Plane (°):0.0-180.0:1.0  
 Test Device: GPM-1800B  
 Distance: 11.655 m [K=1.0000]  
 Humidity:  
 Inspector:

## Utilisation Factor Table(Wall)

Utilisation Factors UF(W)			SHR NOM = 0.75									
Room Reflectance			Room Index(RI)									
Ceiling	Wall	Floor	0.75	1.00	1.25	1.50	2.00	2.50	3.00	4.00	5.00	
0.70	0.50	0.20	0.70	0.56	0.47	0.40	0.31	0.26	0.22	0.17	0.14	
	0.30		0.59	0.48	0.41	0.36	0.28	0.24	0.20	0.16	0.13	
	0.20		0.50	0.42	0.36	0.32	0.26	0.22	0.19	0.15	0.12	
0.50	0.50	0.20	0.67	0.54	0.44	0.38	0.29	0.28	0.20	0.15	0.13	
	0.30		0.57	0.46	0.39	0.34	0.27	0.22	0.19	0.15	0.12	
	0.20		0.50	0.41	0.35	0.31	0.25	0.21	0.18	0.14	0.12	
0.30	0.50	0.20	0.65	0.51	0.42	0.36	0.28	0.22	0.19	0.14	0.12	
	0.30		0.56	0.45	0.38	0.32	0.26	0.21	0.18	0.14	0.11	
	0.20		0.49	0.40	0.34	0.30	0.24	0.20	0.17	0.13	0.11	
0.00	0.00	0.00	0.36	0.28	0.23	0.20	0.15	0.12	0.10	0.08	0.06	
<p>Rating:2W Photometrically tested without ceiling board.            Multiply UF values by service correction factors            Calculate in accordance with CIBSE Technical Memorandum NO.5 1980</p>												

C Plane (°):0.0-360.0: 15.0  
 Test Lab:  
 Test Type: TYPE C  
 Temperature:  
 Operator:

Gamma Plane (°):0.0-180.0:1.0  
 Test Device: GPM-1800B  
 Distance: 11.655 m [K=1.0000]  
 Humidity:  
 Inspector:

## Utilisation Factor Table(Ceiling cavity)

Utilisation Factors UF(C)			SHR NOM = 0.75								
Room Reflectance			Room Index(RI)								
Ceiling	Wall	Floor	0.75	1.00	1.25	1.50	2.00	2.50	3.00	4.00	5.00
0.70	0.50	0.20	0.14	0.15	0.16	0.17	0.18	0.19	0.20	0.21	0.21
	0.30		0.09	0.11	0.12	0.14	0.15	0.17	0.17	0.19	0.20
	0.20		0.06	0.08	0.09	0.11	0.13	0.14	0.15	0.17	0.18
0.50	0.50	0.20	0.14	0.15	0.16	0.17	0.18	0.18	0.19	0.20	0.20
	0.30		0.09	0.11	0.12	0.13	0.15	0.16	0.17	0.18	0.19
	0.20		0.06	0.08	0.09	0.11	0.12	0.14	0.15	0.17	0.17
0.30	0.50	0.20	0.13	0.14	0.15	0.16	0.17	0.18	0.18	0.19	0.19
	0.30		0.09	0.11	0.12	0.13	0.14	0.16	0.16	0.17	0.18
	0.20		0.06	0.07	0.09	0.10	0.12	0.14	0.15	0.16	0.17
0.00	0.00	0.00	0.00	0.00	0.00	0.00	0.00	0.00	0.00	0.00	0.00

Rating:2W Photometrically tested without ceiling board.  
 Multiply UF values by service correction factors  
 Calculate in accordance with CIBSE Technical Memorandum NO.5 1980

C Plane (°):0.0-360.0: 15.0  
 Test Lab:  
 Test Type: TYPE C  
 Temperature:  
 Operator:

Gamma Plane (°):0.0-180.0:1.0  
 Test Device: GPM-1800B  
 Distance: 11.655 m [K=1.0000]  
 Humidity:  
 Inspector:

## Zonal Lumen

Gamma [°]	I <sub>mean</sub> [cd]	Zonal Flux [lm]	Sum Zonal Flux [lm]	Rel Zonal Flux [%]	Sum Rel Zonal Flux [%]
0.0-1.0	120.4	0.1	0.1	0.08	0.08
1.0-2.0	120.4	0.3	0.5	0.25	0.34
2.0-3.0	120.2	0.6	1.0	0.42	0.76
3.0-4.0	120.0	0.8	1.8	0.59	1.34
4.0-5.0	120.0	1.0	2.9	0.76	2.10
5.0-6.0	120.4	1.3	4.1	0.93	3.03
6.0-7.0	121.1	1.5	5.6	1.10	4.12
7.0-8.0	121.9	1.7	7.4	1.28	5.40
8.0-9.0	122.4	2.0	9.4	1.45	6.85
9.0-10.0	122.5	2.2	11.6	1.62	8.47
10.0-11.0	122.4	2.4	14.0	1.79	10.26
11.0-12.0	121.9	2.7	16.7	1.95	12.21
12.0-13.0	121.1	2.9	19.6	2.10	14.31
13.0-14.0	120.2	3.1	22.6	2.25	16.56
14.0-15.0	119.1	3.3	25.9	2.39	18.96
15.0-16.0	117.7	3.4	29.4	2.52	21.48
16.0-17.0	116.0	3.6	33.0	2.64	24.12
17.0-18.0	114.0	3.8	36.7	2.75	26.87
18.0-19.0	111.6	3.9	40.6	2.84	29.71
19.0-20.0	109.0	4.0	44.6	2.92	32.63
20.0-21.0	106.0	4.1	48.7	2.98	35.61
21.0-22.0	102.6	4.1	52.8	3.02	38.62
22.0-23.0	98.9	4.2	57.0	3.04	41.66
23.0-24.0	94.9	4.2	61.1	3.04	44.70
24.0-25.0	90.6	4.1	65.2	3.01	47.71
25.0-26.0	86.0	4.1	69.3	2.97	50.68
26.0-27.0	81.4	4.0	73.3	2.91	53.59
27.0-28.0	76.7	3.9	77.2	2.84	56.43
28.0-29.0	72.0	3.8	80.9	2.75	59.19
29.0-30.0	67.4	3.6	84.6	2.66	61.84
30.0-31.0	62.8	3.5	88.1	2.56	64.40
31.0-32.0	58.3	3.3	91.4	2.44	66.85
32.0-33.0	54.1	3.2	94.6	2.33	69.18
33.0-34.0	50.0	3.0	97.6	2.21	71.39
34.0-35.0	46.1	2.9	100.5	2.10	73.49
35.0-36.0	42.5	2.7	103.2	1.98	75.47

C Plane (°):0.0-360.0: 15.0  
 Test Lab:  
 Test Type: TYPE C  
 Temperature:  
 Operator:

Gamma Plane (°):0.0-180.0:1.0  
 Test Device: GPM-1800B  
 Distance: 11.655 m [K=1.0000]  
 Humidity:  
 Inspector:

## Zonal Lumen (Continue 1)

Gamma [°]	I <sub>mean</sub> [cd]	Zonal Flux [lm]	Sum Zonal Flux [lm]	Rel Zonal Flux [%]	Sum Rel Zonal Flux [%]
36.0-37.0	39.1	2.5	105.7	1.86	77.33
37.0-38.0	35.9	2.4	108.1	1.75	79.08
38.0-39.0	33.0	2.3	110.4	1.65	80.73
39.0-40.0	30.2	2.1	112.5	1.54	82.27
40.0-41.0	27.6	2.0	114.5	1.44	83.71
41.0-42.0	25.2	1.8	116.3	1.34	85.05
42.0-43.0	23.0	1.7	118.0	1.25	86.30
43.0-44.0	21.0	1.6	119.6	1.16	87.46
44.0-45.0	19.1	1.5	121.1	1.07	88.53
45.0-46.0	17.4	1.4	122.4	0.99	89.53
46.0-47.0	15.8	1.3	123.7	0.92	90.45
47.0-48.0	14.4	1.2	124.8	0.85	91.29
48.0-49.0	13.0	1.1	125.9	0.78	92.08
49.0-50.0	11.8	1.0	126.9	0.72	92.80
50.0-51.0	10.7	0.9	127.8	0.66	93.46
51.0-52.0	9.7	0.8	128.6	0.61	94.06
52.0-53.0	8.7	0.8	129.4	0.56	94.62
53.0-54.0	7.9	0.7	130.1	0.51	95.13
54.0-55.0	7.1	0.6	130.7	0.46	95.59
55.0-56.0	6.4	0.6	131.3	0.42	96.02
56.0-57.0	5.8	0.5	131.8	0.39	96.40
57.0-58.0	5.2	0.5	132.3	0.35	96.75
58.0-59.0	4.7	0.4	132.7	0.32	97.07
59.0-60.0	4.2	0.4	133.1	0.29	97.36
60.0-61.0	3.7	0.4	133.5	0.26	97.62
61.0-62.0	3.4	0.3	133.8	0.24	97.86
62.0-63.0	3.0	0.3	134.1	0.21	98.07
63.0-64.0	2.7	0.3	134.4	0.19	98.27
64.0-65.0	2.4	0.2	134.6	0.18	98.44
65.0-66.0	2.2	0.2	134.8	0.16	98.60
66.0-67.0	2.0	0.2	135.0	0.15	98.75
67.0-68.0	1.8	0.2	135.2	0.13	98.88
68.0-69.0	1.6	0.2	135.4	0.12	99.00
69.0-70.0	1.5	0.2	135.5	0.11	99.11
70.0-71.0	1.3	0.1	135.7	0.10	99.21
71.0-72.0	1.2	0.1	135.8	0.09	99.30

C Plane (°):0.0-360.0: 15.0  
 Test Lab:  
 Test Type: TYPE C  
 Temperature:  
 Operator:

Gamma Plane (°):0.0-180.0:1.0  
 Test Device: GPM-1800B  
 Distance: 11.655 m [K=1.0000]  
 Humidity:  
 Inspector:

## Zonal Lumen (Continue 2)

Gamma [°]	I <sub>mean</sub> [cd]	Zonal Flux [lm]	Sum Zonal Flux [lm]	Rel Zonal Flux [%]	Sum Rel Zonal Flux [%]
72.0-73.0	1.1	0.1	135.9	0.08	99.39
73.0-74.0	1.0	0.1	136.0	0.07	99.46
74.0-75.0	0.9	0.1	136.1	0.07	99.53
75.0-76.0	0.8	0.1	136.2	0.06	99.59
76.0-77.0	0.7	0.1	136.2	0.05	99.64
77.0-78.0	0.6	0.1	136.3	0.04	99.68
78.0-79.0	0.5	0.0	136.4	0.04	99.72
79.0-80.0	0.4	0.0	136.4	0.03	99.75
80.0-81.0	0.3	0.0	136.4	0.02	99.77
81.0-82.0	0.2	0.0	136.4	0.01	99.78
82.0-83.0	0.1	0.0	136.4	0.01	99.79
83.0-84.0	0.0	0.0	136.4	0.00	99.79
84.0-85.0	0.0	0.0	136.4	0.00	99.79
85.0-86.0	0.0	0.0	136.4	0.00	99.79
86.0-87.0	0.0	0.0	136.4	0.00	99.79
87.0-88.0	0.0	0.0	136.4	0.00	99.79
88.0-89.0	0.0	0.0	136.4	0.00	99.79
89.0-90.0	0.0	0.0	136.4	0.00	99.79
90.0-91.0	0.0	0.0	136.4	0.00	99.79
91.0-92.0	0.0	0.0	136.4	0.00	99.79
92.0-93.0	0.0	0.0	136.4	0.00	99.79
93.0-94.0	0.0	0.0	136.4	0.00	99.79
94.0-95.0	0.0	0.0	136.4	0.00	99.79
95.0-96.0	0.0	0.0	136.4	0.00	99.79
96.0-97.0	0.0	0.0	136.4	0.00	99.79
97.0-98.0	0.0	0.0	136.4	0.00	99.79
98.0-99.0	0.0	0.0	136.4	0.00	99.79
99.0-100.0	0.0	0.0	136.4	0.00	99.79
100.0-101.0	0.0	0.0	136.4	0.00	99.79
101.0-102.0	0.0	0.0	136.4	0.00	99.79
102.0-103.0	0.0	0.0	136.4	0.00	99.79
103.0-104.0	0.0	0.0	136.4	0.00	99.79
104.0-105.0	0.0	0.0	136.4	0.00	99.79
105.0-106.0	0.0	0.0	136.4	0.00	99.79
106.0-107.0	0.0	0.0	136.4	0.00	99.79
107.0-108.0	0.0	0.0	136.4	0.00	99.79

C Plane (°):0.0-360.0: 15.0  
 Test Lab:  
 Test Type: TYPE C  
 Temperature:  
 Operator:

Gamma Plane (°):0.0-180.0:1.0  
 Test Device: GPM-1800B  
 Distance: 11.655 m [K=1.0000]  
 Humidity:  
 Inspector:

### Zonal Lumen (Continue 3)

Gamma [°]	I <sub>mean</sub> [cd]	Zonal Flux [lm]	Sum Zonal Flux [lm]	Rel Zonal Flux [%]	Sum Rel Zonal Flux [%]
108.0-109.0	0.0	0.0	136.4	0.00	99.79
109.0-110.0	0.0	0.0	136.4	0.00	99.79
110.0-111.0	0.0	0.0	136.4	0.00	99.79
111.0-112.0	0.0	0.0	136.4	0.00	99.79
112.0-113.0	0.0	0.0	136.4	0.00	99.79
113.0-114.0	0.0	0.0	136.4	0.00	99.79
114.0-115.0	0.0	0.0	136.4	0.00	99.79
115.0-116.0	0.0	0.0	136.4	0.00	99.79
116.0-117.0	0.0	0.0	136.4	0.00	99.79
117.0-118.0	0.0	0.0	136.4	0.00	99.79
118.0-119.0	0.0	0.0	136.4	0.00	99.79
119.0-120.0	0.0	0.0	136.4	0.00	99.79
120.0-121.0	0.0	0.0	136.4	0.00	99.79
121.0-122.0	0.0	0.0	136.4	0.00	99.79
122.0-123.0	0.0	0.0	136.4	0.00	99.79
123.0-124.0	0.0	0.0	136.4	0.00	99.79
124.0-125.0	0.0	0.0	136.4	0.00	99.79
125.0-126.0	0.0	0.0	136.4	0.00	99.79
126.0-127.0	0.0	0.0	136.4	0.00	99.79
127.0-128.0	0.0	0.0	136.4	0.00	99.79
128.0-129.0	0.0	0.0	136.4	0.00	99.79
129.0-130.0	0.0	0.0	136.4	0.00	99.79
130.0-131.0	0.0	0.0	136.4	0.00	99.79
131.0-132.0	0.0	0.0	136.4	0.00	99.79
132.0-133.0	0.0	0.0	136.4	0.00	99.79
133.0-134.0	0.0	0.0	136.4	0.00	99.79
134.0-135.0	0.0	0.0	136.4	0.00	99.79
135.0-136.0	0.0	0.0	136.4	0.00	99.79
136.0-137.0	0.0	0.0	136.4	0.00	99.79
137.0-138.0	0.0	0.0	136.4	0.00	99.79
138.0-139.0	0.0	0.0	136.4	0.00	99.79
139.0-140.0	0.0	0.0	136.5	0.00	99.79
140.0-141.0	0.0	0.0	136.5	0.00	99.79
141.0-142.0	0.0	0.0	136.5	0.00	99.80
142.0-143.0	0.1	0.0	136.5	0.00	99.80
143.0-144.0	0.1	0.0	136.5	0.00	99.80

C Plane (°):0.0-360.0: 15.0  
 Test Lab:  
 Test Type: TYPE C  
 Temperature:  
 Operator:

Gamma Plane (°):0.0-180.0:1.0  
 Test Device: GPM-1800B  
 Distance: 11.655 m [K=1.0000]  
 Humidity:  
 Inspector:

## Zonal Lumen (Continue 4)

Gamma [°]	I <sub>mean</sub> [cd]	Zonal Flux [lm]	Sum Zonal Flux [lm]	Rel Zonal Flux [%]	Sum Rel Zonal Flux [%]
144.0-145.0	0.1	0.0	136.5	0.00	99.80
145.0-146.0	0.1	0.0	136.5	0.00	99.81
146.0-147.0	0.1	0.0	136.5	0.00	99.81
147.0-148.0	0.1	0.0	136.5	0.01	99.82
148.0-149.0	0.1	0.0	136.5	0.01	99.83
149.0-150.0	0.2	0.0	136.5	0.01	99.83
150.0-151.0	0.2	0.0	136.5	0.01	99.84
151.0-152.0	0.2	0.0	136.5	0.01	99.85
152.0-153.0	0.2	0.0	136.5	0.01	99.85
153.0-154.0	0.2	0.0	136.5	0.01	99.86
154.0-155.0	0.2	0.0	136.6	0.01	99.87
155.0-156.0	0.2	0.0	136.6	0.01	99.88
156.0-157.0	0.2	0.0	136.6	0.01	99.88
157.0-158.0	0.2	0.0	136.6	0.01	99.89
158.0-159.0	0.3	0.0	136.6	0.01	99.90
159.0-160.0	0.3	0.0	136.6	0.01	99.91
160.0-161.0	0.3	0.0	136.6	0.01	99.91
161.0-162.0	0.3	0.0	136.6	0.01	99.92
162.0-163.0	0.3	0.0	136.6	0.01	99.93
163.0-164.0	0.3	0.0	136.6	0.01	99.94
164.0-165.0	0.3	0.0	136.7	0.01	99.94
165.0-166.0	0.3	0.0	136.7	0.01	99.95
166.0-167.0	0.3	0.0	136.7	0.01	99.96
167.0-168.0	0.3	0.0	136.7	0.01	99.96
168.0-169.0	0.4	0.0	136.7	0.01	99.97
169.0-170.0	0.4	0.0	136.7	0.01	99.97
170.0-171.0	0.4	0.0	136.7	0.00	99.98
171.0-172.0	0.4	0.0	136.7	0.00	99.98
172.0-173.0	0.4	0.0	136.7	0.00	99.99
173.0-174.0	0.4	0.0	136.7	0.00	99.99
174.0-175.0	0.4	0.0	136.7	0.00	99.99
175.0-176.0	0.4	0.0	136.7	0.00	100.00
176.0-177.0	0.4	0.0	136.7	0.00	100.00
177.0-178.0	0.4	0.0	136.7	0.00	100.00
178.0-179.0	0.4	0.0	136.7	0.00	100.00
179.0-180.0	0.4	0.0	136.7	0.00	100.00

C Plane (°):0.0-360.0: 15.0  
 Test Lab:  
 Test Type: TYPE C  
 Temperature:  
 Operator:

Gamma Plane (°):0.0-180.0:1.0  
 Test Device: GPM-1800B  
 Distance: 11.655 m [K=1.0000]  
 Humidity:  
 Inspector:



## Zonal Lumen (Continue 5)

cone flux(90°): 121.06 lm

%lum = 88.5%

%lamp = 88.5%

cone flux(120°): 133.12 lm

%lum = 97.4%

%lamp = 97.4%

---

C Plane (°):0.0-360.0: 15.0

Test Lab:

Test Type: TYPE C

Temperature:

Operator:

Gamma Plane (°):0.0-180.0:1.0

Test Device: GPM-1800B

Distance: 11.655 m [K=1.0000]

Humidity:

Inspector:

## Candlepower Table

Unit: cd

G\C	C0.0	C15.0	C30.0	C45.0	C60.0	C75.0	C90.0	C105.0	C120.0	C135.0
G0.0	125.6	123.6	122.1	121.2	120.2	119.6	119.2	118.9	118.7	118.6
G1.0	124.4	121.9	120.4	119.2	118.2	117.9	117.8	117.7	118.1	118.6
G2.0	122.9	120.2	118.5	117.3	116.3	116.3	116.3	116.7	117.6	118.7
G3.0	120.1	117.5	115.9	114.9	114.2	114.3	115.1	115.7	117.0	118.8
G4.0	118.3	115.3	113.8	113.2	112.6	112.6	113.4	114.4	115.8	118.3
G5.0	117.6	114.3	112.4	111.4	111.0	110.9	111.3	113.0	115.1	118.4
G6.0	117.7	114.1	111.9	110.3	109.4	109.4	109.8	112.2	115.0	119.2
G7.0	117.7	113.8	111.4	109.5	108.0	108.2	108.8	111.8	115.2	119.6
G8.0	117.1	112.9	110.0	107.8	106.8	107.6	108.5	111.4	115.5	119.9
G9.0	115.5	111.0	107.2	105.3	105.7	107.1	108.3	111.2	115.5	119.9
G10.0	113.7	108.8	104.9	102.8	104.0	106.1	107.9	110.9	115.2	120.2
G11.0	111.8	107.3	103.1	101.1	102.0	104.7	107.3	109.6	114.6	120.1
G12.0	109.3	105.1	101.0	99.8	100.0	102.7	106.0	108.0	113.8	119.6
G13.0	107.6	102.8	99.5	98.5	98.6	101.3	104.5	106.5	112.3	118.8
G14.0	106.2	100.9	97.9	96.9	97.2	99.9	102.7	104.7	110.6	118.0
G15.0	104.4	98.9	96.5	95.9	95.8	98.1	100.5	103.6	109.0	116.6
G16.0	102.2	96.5	95.1	94.6	94.7	96.2	98.5	102.2	107.4	115.1
G17.0	99.7	93.8	93.0	93.1	93.2	94.3	96.2	100.2	106.1	113.3
G18.0	96.3	91.1	90.5	91.3	91.7	92.2	93.3	98.2	104.3	110.9
G19.0	93.1	88.4	88.0	88.9	89.7	89.9	90.9	95.9	102.4	108.5
G20.0	89.6	85.6	85.4	86.4	87.3	87.4	88.3	93.5	100.2	106.3
G21.0	85.7	82.5	82.3	83.9	84.5	84.5	85.8	90.3	97.3	104.1
G22.0	81.9	79.1	78.9	80.2	81.3	81.5	82.5	87.2	94.5	101.7
G23.0	78.1	75.1	75.4	77.0	78.0	78.1	79.3	84.1	91.3	98.8
G24.0	74.0	70.6	71.5	73.2	74.1	74.4	75.9	80.8	87.7	95.4
G25.0	69.3	66.3	67.0	69.3	69.8	70.3	71.9	77.0	84.2	91.4
G26.0	65.0	62.0	62.8	65.2	65.8	66.3	68.1	73.5	80.3	87.1
G27.0	60.6	58.0	58.6	60.8	61.9	62.7	64.2	69.5	76.5	83.0
G28.0	56.5	53.8	54.6	56.1	57.9	59.0	60.5	65.2	72.5	78.7
G29.0	52.3	50.1	50.8	52.2	53.4	55.1	56.9	61.0	67.9	74.6
G30.0	48.1	46.4	47.0	48.5	49.5	51.0	53.4	57.2	63.7	70.1
G31.0	44.5	43.0	43.2	44.5	45.8	47.6	49.6	53.4	59.5	65.8
G32.0	41.0	39.5	39.9	41.0	42.2	44.1	46.0	49.4	55.1	61.5
G33.0	37.6	36.5	36.5	37.8	38.6	40.5	42.8	46.0	51.3	57.4
G34.0	34.7	33.6	33.7	34.9	35.5	37.4	39.5	42.7	47.6	52.9
G35.0	32.1	30.9	30.9	31.9	32.7	34.3	36.4	39.6	44.2	49.1
G36.0	29.6	28.2	28.5	29.3	30.1	31.6	33.6	36.7	41.0	45.2

C Plane (°):0.0-360.0: 15.0  
 Test Lab:  
 Test Type: TYPE C  
 Temperature:  
 Operator:

Gamma Plane (°):0.0-180.0:1.0  
 Test Device: GPM-1800B  
 Distance: 11.655 m [K=1.0000]  
 Humidity:  
 Inspector:

## Candlepower Table (Continue 1)

Unit: cd

G\C	C0.0	C15.0	C30.0	C45.0	C60.0	C75.0	C90.0	C105.0	C120.0	C135.0
G37.0	26.9	25.9	26.1	26.9	27.4	29.0	31.0	33.7	37.8	41.8
G38.0	24.7	23.8	23.8	24.7	25.1	26.4	28.2	31.1	34.8	38.1
G39.0	22.6	21.8	21.9	22.5	23.1	24.2	26.0	28.7	32.1	35.1
G40.0	20.7	20.0	20.2	20.5	21.2	22.3	23.9	26.3	29.5	32.2
G41.0	18.8	18.2	18.4	18.8	19.3	20.4	21.9	23.9	26.9	29.5
G42.0	17.1	16.7	16.8	17.2	17.8	18.6	20.1	21.9	24.6	27.0
G43.0	15.7	15.3	15.4	15.7	16.3	17.1	18.2	20.1	22.5	24.8
G44.0	14.3	13.9	14.1	14.4	15.0	15.8	16.7	18.4	20.6	22.7
G45.0	12.9	12.8	12.9	13.2	13.6	14.5	15.3	16.7	18.6	20.9
G46.0	11.8	11.6	11.8	12.1	12.4	13.3	13.9	15.2	17.0	18.9
G47.0	10.7	10.7	10.8	10.9	11.4	12.1	12.8	13.9	15.5	17.3
G48.0	9.7	9.7	9.8	9.9	10.3	11.1	11.7	12.6	14.1	15.7
G49.0	8.8	8.9	8.9	9.1	9.4	10.1	10.7	11.5	12.8	14.3
G50.0	8.0	8.0	8.1	8.3	8.6	9.2	9.6	10.4	11.7	12.8
G51.0	7.3	7.3	7.4	7.5	7.8	8.4	8.8	9.5	10.6	11.7
G52.0	6.7	6.7	6.7	6.8	7.2	7.7	8.0	8.6	9.6	10.6
G53.0	6.0	6.1	6.0	6.2	6.5	7.0	7.3	7.8	8.7	9.6
G54.0	5.5	5.5	5.4	5.6	5.9	6.3	6.6	7.0	7.8	8.6
G55.0	5.0	5.0	4.9	5.1	5.3	5.7	6.0	6.4	7.1	7.8
G56.0	4.5	4.5	4.4	4.6	4.8	5.2	5.4	5.8	6.4	7.1
G57.0	4.1	4.1	4.0	4.2	4.3	4.7	4.9	5.2	5.7	6.4
G58.0	3.7	3.7	3.6	3.7	3.9	4.2	4.4	4.7	5.2	5.7
G59.0	3.4	3.3	3.3	3.4	3.5	3.8	4.0	4.2	4.7	5.1
G60.0	3.1	3.0	2.9	3.0	3.2	3.5	3.6	3.8	4.2	4.6
G61.0	2.8	2.7	2.6	2.7	2.9	3.3	3.3	3.4	3.8	4.1
G62.0	2.5	2.4	2.4	2.5	2.6	2.8	2.9	3.1	3.4	3.6
G63.0	2.3	2.2	2.2	2.2	2.3	2.5	2.7	2.8	3.0	3.2
G64.0	2.1	2.0	2.0	2.0	2.2	2.3	2.4	2.6	2.8	2.9
G65.0	1.9	1.8	1.8	1.9	2.0	2.1	2.2	2.3	2.5	2.7
G66.0	1.8	1.7	1.6	1.7	1.8	1.9	2.0	2.1	2.2	2.4
G67.0	1.6	1.5	1.5	1.5	1.6	1.7	1.8	1.9	2.0	2.1
G68.0	1.5	1.4	1.4	1.4	1.5	1.6	1.6	1.8	1.9	1.9
G69.0	1.3	1.3	1.2	1.3	1.3	1.4	1.5	1.6	1.7	1.8
G70.0	1.2	1.2	1.1	1.2	1.2	1.3	1.4	1.5	1.5	1.6
G71.0	1.1	1.0	1.0	1.1	1.1	1.2	1.3	1.3	1.4	1.5
G72.0	1.0	0.9	0.9	1.0	1.0	1.1	1.2	1.2	1.3	1.3
G73.0	0.9	0.9	0.8	0.9	0.9	1.0	1.0	1.1	1.1	1.2

C Plane (°):0.0-360.0: 15.0  
 Test Lab:  
 Test Type: TYPE C  
 Temperature:  
 Operator:

Gamma Plane (°):0.0-180.0:1.0  
 Test Device: GPM-1800B  
 Distance: 11.655 m [K=1.0000]  
 Humidity:  
 Inspector:

## Candlepower Table (Continue 2)

Unit: cd

G\C	C0.0	C15.0	C30.0	C45.0	C60.0	C75.0	C90.0	C105.0	C120.0	C135.0
G74.0	0.8	0.8	0.7	0.8	0.8	0.9	0.9	1.0	1.0	1.1
G75.0	0.7	0.6	0.6	0.7	0.7	0.8	0.8	0.9	0.9	1.0
G76.0	0.6	0.5	0.5	0.6	0.6	0.7	0.7	0.8	0.8	0.9
G77.0	0.5	0.4	0.4	0.5	0.5	0.6	0.6	0.7	0.7	0.8
G78.0	0.3	0.3	0.3	0.4	0.4	0.5	0.5	0.6	0.6	0.6
G79.0	0.3	0.3	0.3	0.3	0.3	0.4	0.4	0.5	0.5	0.6
G80.0	0.2	0.1	0.2	0.3	0.2	0.3	0.3	0.4	0.4	0.4
G81.0	0.0	0.0	0.0	0.1	0.1	0.2	0.2	0.3	0.3	0.3
G82.0	0.0	0.0	0.0	0.0	0.0	0.1	0.1	0.2	0.2	0.2
G83.0	0.0	0.0	0.0	0.0	0.0	0.0	0.0	0.0	0.1	0.1
G84.0	0.0	0.0	0.0	0.0	0.0	0.0	0.0	0.0	0.0	0.0
G85.0	0.0	0.0	0.0	0.0	0.0	0.0	0.0	0.0	0.0	0.0
G86.0	0.0	0.0	0.0	0.0	0.0	0.0	0.0	0.0	0.0	0.0
G87.0	0.0	0.0	0.0	0.0	0.0	0.0	0.0	0.0	0.0	0.0
G88.0	0.0	0.0	0.0	0.0	0.0	0.0	0.0	0.0	0.0	0.0
G89.0	0.0	0.0	0.0	0.0	0.0	0.0	0.0	0.0	0.0	0.0
G90.0	0.0	0.0	0.0	0.0	0.0	0.0	0.0	0.0	0.0	0.0
G91.0	0.0	0.0	0.0	0.0	0.0	0.0	0.0	0.0	0.0	0.0
G92.0	0.0	0.0	0.0	0.0	0.0	0.0	0.0	0.0	0.0	0.0
G93.0	0.0	0.0	0.0	0.0	0.0	0.0	0.0	0.0	0.0	0.0
G94.0	0.0	0.0	0.0	0.0	0.0	0.0	0.0	0.0	0.0	0.0
G95.0	0.0	0.0	0.0	0.0	0.0	0.0	0.0	0.0	0.0	0.0
G96.0	0.0	0.0	0.0	0.0	0.0	0.0	0.0	0.0	0.0	0.0
G97.0	0.0	0.0	0.0	0.0	0.0	0.0	0.0	0.0	0.0	0.0
G98.0	0.0	0.0	0.0	0.0	0.0	0.0	0.0	0.0	0.0	0.0
G99.0	0.0	0.0	0.0	0.0	0.0	0.0	0.0	0.0	0.0	0.0
G100.0	0.0	0.0	0.0	0.0	0.0	0.0	0.0	0.0	0.0	0.0
G101.0	0.0	0.0	0.0	0.0	0.0	0.0	0.0	0.0	0.0	0.0
G102.0	0.0	0.0	0.0	0.0	0.0	0.0	0.0	0.0	0.0	0.0
G103.0	0.0	0.0	0.0	0.0	0.0	0.0	0.0	0.0	0.0	0.0
G104.0	0.0	0.0	0.0	0.0	0.0	0.0	0.0	0.0	0.0	0.0
G105.0	0.0	0.0	0.0	0.0	0.0	0.0	0.0	0.0	0.0	0.0
G106.0	0.0	0.0	0.0	0.0	0.0	0.0	0.0	0.0	0.0	0.0
G107.0	0.0	0.0	0.0	0.0	0.0	0.0	0.0	0.0	0.0	0.0
G108.0	0.0	0.0	0.0	0.0	0.0	0.0	0.0	0.0	0.0	0.0
G109.0	0.0	0.0	0.0	0.0	0.0	0.0	0.0	0.0	0.0	0.0
G110.0	0.0	0.0	0.0	0.0	0.0	0.0	0.0	0.0	0.0	0.0

C Plane (°):0.0-360.0: 15.0  
 Test Lab:  
 Test Type: TYPE C  
 Temperature:  
 Operator:

Gamma Plane (°):0.0-180.0:1.0  
 Test Device: GPM-1800B  
 Distance: 11.655 m [K=1.0000]  
 Humidity:  
 Inspector:

## Candlepower Table (Continue 3)

Unit: cd

G\C	C0.0	C15.0	C30.0	C45.0	C60.0	C75.0	C90.0	C105.0	C120.0	C135.0
G111.0	0.0	0.0	0.0	0.0	0.0	0.0	0.0	0.0	0.0	0.0
G112.0	0.0	0.0	0.0	0.0	0.0	0.0	0.0	0.0	0.0	0.0
G113.0	0.0	0.0	0.0	0.0	0.0	0.0	0.0	0.0	0.0	0.0
G114.0	0.0	0.0	0.0	0.0	0.0	0.0	0.0	0.0	0.0	0.0
G115.0	0.0	0.0	0.0	0.0	0.0	0.0	0.0	0.0	0.0	0.0
G116.0	0.0	0.0	0.0	0.0	0.0	0.0	0.0	0.0	0.0	0.0
G117.0	0.0	0.0	0.0	0.0	0.0	0.0	0.0	0.0	0.0	0.0
G118.0	0.0	0.0	0.0	0.0	0.0	0.0	0.0	0.0	0.0	0.0
G119.0	0.0	0.0	0.0	0.0	0.0	0.0	0.0	0.0	0.0	0.0
G120.0	0.0	0.0	0.0	0.0	0.0	0.0	0.0	0.0	0.0	0.0
G121.0	0.0	0.0	0.0	0.0	0.0	0.0	0.0	0.0	0.0	0.0
G122.0	0.0	0.0	0.0	0.0	0.0	0.0	0.0	0.0	0.0	0.0
G123.0	0.0	0.0	0.0	0.0	0.0	0.0	0.0	0.0	0.0	0.0
G124.0	0.0	0.0	0.0	0.0	0.0	0.0	0.0	0.0	0.0	0.0
G125.0	0.0	0.0	0.0	0.0	0.0	0.0	0.0	0.0	0.0	0.0
G126.0	0.0	0.0	0.0	0.0	0.0	0.0	0.0	0.0	0.0	0.0
G127.0	0.0	0.0	0.0	0.0	0.0	0.0	0.0	0.0	0.0	0.0
G128.0	0.0	0.0	0.0	0.0	0.0	0.0	0.0	0.0	0.0	0.0
G129.0	0.0	0.0	0.0	0.0	0.0	0.0	0.0	0.0	0.0	0.0
G130.0	0.0	0.0	0.0	0.0	0.0	0.0	0.0	0.0	0.0	0.0
G131.0	0.0	0.0	0.0	0.0	0.0	0.0	0.0	0.0	0.0	0.0
G132.0	0.0	0.0	0.0	0.0	0.0	0.0	0.0	0.0	0.0	0.0
G133.0	0.0	0.0	0.0	0.0	0.0	0.0	0.0	0.0	0.0	0.0
G134.0	0.0	0.0	0.0	0.0	0.0	0.0	0.0	0.0	0.0	0.0
G135.0	0.0	0.0	0.0	0.0	0.0	0.0	0.0	0.0	0.0	0.0
G136.0	0.0	0.0	0.0	0.1	0.0	0.0	0.0	0.0	0.0	0.0
G137.0	0.1	0.0	0.0	0.1	0.0	0.0	0.0	0.0	0.0	0.0
G138.0	0.1	0.1	0.1	0.1	0.0	0.0	0.0	0.0	0.0	0.0
G139.0	0.1	0.1	0.1	0.1	0.1	0.1	0.0	0.0	0.0	0.0
G140.0	0.1	0.1	0.1	0.1	0.1	0.1	0.0	0.0	0.0	0.0
G141.0	0.2	0.1	0.1	0.2	0.1	0.1	0.0	0.0	0.0	0.0
G142.0	0.2	0.2	0.2	0.2	0.1	0.1	0.1	0.0	0.0	0.0
G143.0	0.2	0.2	0.2	0.2	0.2	0.1	0.1	0.0	0.0	0.0
G144.0	0.2	0.2	0.2	0.2	0.2	0.2	0.1	0.0	0.0	0.0
G145.0	0.2	0.2	0.2	0.2	0.2	0.2	0.1	0.1	0.1	0.1
G146.0	0.2	0.2	0.2	0.2	0.2	0.2	0.1	0.1	0.1	0.1
G147.0	0.2	0.2	0.2	0.2	0.2	0.2	0.2	0.1	0.1	0.1

C Plane (°):0.0-360.0: 15.0

Test Lab:

Test Type: TYPE C

Temperature:

Operator:

Gamma Plane (°):0.0-180.0:1.0

Test Device: GPM-1800B

Distance: 11.655 m [K=1.0000]

Humidity:

Inspector:

## Candlepower Table (Continue 4)

Unit: cd

G\C	C0.0	C15.0	C30.0	C45.0	C60.0	C75.0	C90.0	C105.0	C120.0	C135.0
G148.0	0.2	0.2	0.2	0.3	0.2	0.2	0.2	0.2	0.1	0.1
G149.0	0.3	0.2	0.3	0.3	0.3	0.2	0.2	0.2	0.2	0.1
G150.0	0.3	0.2	0.3	0.3	0.3	0.2	0.2	0.2	0.2	0.2
G151.0	0.3	0.2	0.3	0.3	0.2	0.2	0.2	0.2	0.2	0.2
G152.0	0.3	0.3	0.3	0.3	0.3	0.3	0.2	0.2	0.2	0.2
G153.0	0.3	0.3	0.3	0.3	0.3	0.3	0.3	0.2	0.2	0.2
G154.0	0.3	0.3	0.3	0.2	0.3	0.3	0.2	0.2	0.2	0.2
G155.0	0.3	0.3	0.3	0.3	0.3	0.3	0.3	0.2	0.2	0.2
G156.0	0.3	0.3	0.3	0.3	0.3	0.3	0.3	0.3	0.2	0.2
G157.0	0.3	0.3	0.3	0.3	0.3	0.3	0.3	0.3	0.2	0.2
G158.0	0.3	0.3	0.4	0.3	0.3	0.3	0.3	0.3	0.2	0.2
G159.0	0.3	0.3	0.4	0.4	0.3	0.3	0.3	0.3	0.3	0.2
G160.0	0.4	0.3	0.4	0.4	0.3	0.3	0.3	0.3	0.3	0.2
G161.0	0.3	0.3	0.4	0.4	0.3	0.3	0.3	0.3	0.3	0.3
G162.0	0.4	0.3	0.4	0.4	0.3	0.3	0.3	0.3	0.3	0.3
G163.0	0.4	0.3	0.4	0.4	0.4	0.3	0.3	0.3	0.3	0.3
G164.0	0.4	0.4	0.4	0.4	0.4	0.3	0.3	0.3	0.3	0.3
G165.0	0.4	0.4	0.4	0.4	0.4	0.4	0.3	0.3	0.3	0.3
G166.0	0.4	0.4	0.4	0.4	0.4	0.4	0.3	0.3	0.3	0.3
G167.0	0.4	0.4	0.4	0.4	0.4	0.4	0.4	0.3	0.3	0.3
G168.0	0.4	0.4	0.4	0.4	0.4	0.4	0.4	0.3	0.4	0.3
G169.0	0.4	0.4	0.4	0.4	0.4	0.4	0.4	0.4	0.4	0.4
G170.0	0.4	0.4	0.4	0.4	0.4	0.4	0.4	0.4	0.3	0.3
G171.0	0.4	0.4	0.4	0.2	0.4	0.4	0.4	0.4	0.4	0.3
G172.0	0.5	0.4	0.4	0.4	0.4	0.4	0.4	0.4	0.4	0.3
G173.0	0.5	0.4	0.4	0.4	0.4	0.4	0.4	0.4	0.4	0.4
G174.0	0.5	0.4	0.4	0.4	0.4	0.4	0.4	0.4	0.4	0.4
G175.0	0.5	0.4	0.4	0.4	0.4	0.4	0.4	0.4	0.4	0.4
G176.0	0.4	0.4	0.5	0.4	0.4	0.4	0.4	0.4	0.4	0.4
G177.0	0.5	0.4	0.5	0.4	0.4	0.4	0.4	0.4	0.4	0.4
G178.0	0.5	0.4	0.5	0.4	0.4	0.4	0.4	0.4	0.4	0.4
G179.0	0.4	0.4	0.4	0.4	0.4	0.4	0.4	0.4	0.4	0.4
G180.0	0.4	0.5	0.4	0.4	0.4	0.4	0.4	0.4	0.4	0.2

C Plane (°):0.0-360.0: 15.0

Test Lab:

Test Type: TYPE C

Temperature:

Operator:

Gamma Plane (°):0.0-180.0:1.0

Test Device: GPM-1800B

Distance: 11.655 m [K=1.0000]

Humidity:

Inspector:

## Candlepower Table (Continue 5)

Unit: cd

G\C	C150.0	C165.0	C180.0	C195.0	C210.0	C225.0	C240.0	C255.0	C270.0	C285.0
G0.0	118.4	118.4	125.6	123.6	122.1	121.2	120.2	119.6	119.2	118.9
G1.0	118.9	119.4	127.0	125.3	124.1	123.2	122.1	121.2	120.5	119.8
G2.0	119.8	120.7	129.0	127.3	126.2	125.4	124.0	122.8	121.4	120.1
G3.0	120.4	122.1	130.5	129.4	128.6	127.4	125.6	123.7	121.6	120.0
G4.0	120.7	123.0	132.1	131.3	130.8	129.8	127.6	125.1	122.5	120.3
G5.0	121.5	124.1	133.4	133.1	132.7	132.1	129.8	127.2	124.3	121.5
G6.0	122.8	125.3	134.7	134.7	134.5	134.3	132.2	129.7	126.4	123.3
G7.0	124.2	127.1	136.8	137.4	137.3	136.8	134.5	131.9	129.0	125.5
G8.0	125.5	129.1	139.6	140.9	140.8	139.7	137.3	133.9	130.6	126.8
G9.0	126.4	130.6	142.3	144.1	144.3	141.8	139.1	135.6	131.6	127.4
G10.0	126.9	132.0	144.5	147.1	146.9	144.3	140.9	136.9	131.7	127.2
G11.0	127.2	133.2	145.6	149.0	148.6	145.7	143.0	137.9	131.6	127.0
G12.0	127.0	133.6	146.6	149.4	148.8	146.4	144.3	138.9	131.4	126.4
G13.0	126.5	133.4	146.5	149.4	148.9	146.7	144.9	139.2	131.1	125.9
G14.0	125.9	132.7	146.6	148.5	148.7	146.9	144.6	138.7	130.9	124.9
G15.0	125.1	132.3	146.6	147.8	148.4	146.4	143.7	137.7	130.5	123.6
G16.0	124.1	131.6	145.4	147.0	147.1	145.6	142.0	135.7	129.2	122.1
G17.0	122.2	130.8	144.2	145.4	145.7	144.4	140.4	133.5	127.3	120.1
G18.0	120.2	129.8	142.9	142.9	144.3	142.8	138.4	130.8	125.2	117.9
G19.0	118.1	128.3	140.9	140.1	142.4	140.9	136.1	128.1	122.4	115.5
G20.0	116.0	126.2	138.1	137.4	139.6	138.2	133.2	125.1	118.9	112.6
G21.0	113.8	123.0	134.4	134.6	136.3	134.7	129.4	121.4	115.1	109.2
G22.0	111.0	119.8	130.2	130.6	132.0	130.7	125.6	117.7	111.3	104.9
G23.0	107.3	116.0	126.1	126.8	127.6	126.5	121.5	113.5	107.1	100.7
G24.0	103.6	111.4	121.4	122.1	122.9	121.2	116.8	109.1	102.7	96.3
G25.0	99.3	107.1	116.2	117.0	117.4	116.0	111.6	104.1	98.1	91.7
G26.0	94.9	102.3	110.7	111.3	112.2	110.8	106.6	98.8	93.3	87.0
G27.0	90.2	97.5	105.0	104.9	105.9	105.6	101.1	93.2	87.8	81.6
G28.0	84.9	92.6	99.3	98.9	100.1	99.3	94.9	88.2	82.8	76.7
G29.0	80.2	86.7	93.7	93.1	94.3	93.4	89.2	83.3	77.9	71.7
G30.0	75.7	81.7	88.1	87.7	88.8	87.7	83.7	78.6	72.4	66.7
G31.0	71.2	76.6	82.3	82.1	82.9	82.0	77.7	73.1	67.4	61.8
G32.0	66.3	71.1	76.8	77.1	77.3	76.3	72.0	68.0	62.4	57.2
G33.0	61.8	66.2	71.4	72.0	71.9	70.3	66.9	62.9	57.7	53.0
G34.0	57.3	61.3	66.0	66.5	66.5	64.9	61.8	58.3	53.2	48.9
G35.0	52.8	56.7	60.9	61.7	61.3	59.9	56.9	53.5	48.8	45.2
G36.0	48.9	52.1	55.9	56.6	56.1	55.5	52.6	49.2	45.1	41.2

C Plane (°):0.0-360.0: 15.0  
 Test Lab:  
 Test Type: TYPE C  
 Temperature:  
 Operator:

Gamma Plane (°):0.0-180.0:1.0  
 Test Device: GPM-1800B  
 Distance: 11.655 m [K=1.0000]  
 Humidity:  
 Inspector:

## Candlepower Table (Continue 6)

Unit: cd

G\C	C150.0	C165.0	C180.0	C195.0	C210.0	C225.0	C240.0	C255.0	C270.0	C285.0
G37.0	45.2	48.2	51.5	52.0	51.5	51.1	48.1	45.0	41.5	38.0
G38.0	41.8	44.5	47.7	47.9	47.5	46.5	44.2	41.2	38.1	34.9
G39.0	38.5	41.0	43.9	43.8	43.7	42.5	40.5	37.4	35.0	32.0
G40.0	35.4	37.8	40.2	40.1	39.6	38.9	37.1	34.3	31.8	29.3
G41.0	32.3	34.4	36.9	36.4	36.2	35.3	33.6	31.4	29.2	26.6
G42.0	29.6	31.6	33.7	33.3	33.1	32.0	30.6	28.7	26.6	24.3
G43.0	27.2	28.8	30.7	30.6	30.0	29.1	27.9	25.9	24.0	22.2
G44.0	24.5	26.3	28.0	27.5	27.1	26.3	25.1	23.7	21.9	20.0
G45.0	22.4	23.8	25.4	25.0	24.6	23.8	22.8	21.6	19.9	18.1
G46.0	20.5	21.6	23.1	22.8	22.3	21.4	20.7	19.6	18.1	16.5
G47.0	18.7	19.7	21.1	20.8	20.1	19.4	18.7	17.8	16.3	14.9
G48.0	16.9	17.7	18.9	18.8	18.2	17.7	16.9	16.0	14.9	13.4
G49.0	15.3	16.1	17.1	17.0	16.4	15.9	15.3	14.5	13.4	12.1
G50.0	13.9	14.5	15.6	15.3	14.9	14.3	13.9	13.1	12.1	11.0
G51.0	12.7	13.2	14.2	13.8	13.5	12.8	12.5	11.7	10.9	9.9
G52.0	11.4	11.9	12.8	12.4	12.1	11.6	11.3	10.7	9.8	8.9
G53.0	10.2	10.8	11.5	11.1	10.8	10.4	10.1	9.6	8.9	8.0
G54.0	9.2	9.6	10.4	10.1	9.7	9.3	9.1	8.6	8.0	7.2
G55.0	8.4	8.6	9.3	9.1	8.7	8.4	8.2	7.7	7.1	6.5
G56.0	7.5	7.8	8.3	8.1	7.8	7.5	7.4	6.9	6.4	5.9
G57.0	6.7	6.9	7.4	7.2	6.9	6.8	6.6	6.2	5.8	5.2
G58.0	6.0	6.3	6.7	6.5	6.2	6.1	5.9	5.6	5.2	4.7
G59.0	5.4	5.6	6.0	5.8	5.5	5.4	5.3	5.0	4.6	4.2
G60.0	4.8	4.9	5.4	5.2	4.9	4.8	4.7	4.4	4.1	3.8
G61.0	4.3	4.4	4.8	4.6	4.4	4.3	4.2	4.0	3.7	3.4
G62.0	3.8	4.0	4.3	4.1	3.9	3.8	3.7	3.5	3.3	3.0
G63.0	3.4	3.6	3.8	3.6	3.5	3.4	3.3	3.2	3.0	2.8
G64.0	3.0	3.2	3.4	3.2	3.1	3.0	3.0	2.8	2.7	2.5
G65.0	2.7	2.9	3.0	2.8	2.7	2.7	2.6	2.5	2.4	2.2
G66.0	2.5	2.6	2.7	2.5	2.4	2.4	2.3	2.2	2.1	2.0
G67.0	2.2	2.3	2.4	2.2	2.2	2.1	2.1	2.0	1.9	1.8
G68.0	2.0	2.0	2.2	2.0	1.8	1.9	1.8	1.8	1.7	1.6
G69.0	1.8	1.8	1.9	1.8	1.7	1.7	1.6	1.6	1.6	1.5
G70.0	1.6	1.6	1.8	1.6	1.5	1.5	1.5	1.5	1.4	1.4
G71.0	1.5	1.5	1.6	1.4	1.4	1.3	1.3	1.3	1.3	1.3
G72.0	1.3	1.4	1.4	1.3	1.2	1.2	1.2	1.2	1.1	1.1
G73.0	1.2	1.2	1.3	1.1	1.1	1.1	1.1	1.0	1.0	1.0

C Plane (°):0.0-360.0: 15.0  
 Test Lab:  
 Test Type: TYPE C  
 Temperature:  
 Operator:

Gamma Plane (°):0.0-180.0:1.0  
 Test Device: GPM-1800B  
 Distance: 11.655 m [K=1.0000]  
 Humidity:  
 Inspector:



## Candlepower Table (Continue 7)

Unit: cd

G\C	C150.0	C165.0	C180.0	C195.0	C210.0	C225.0	C240.0	C255.0	C270.0	C285.0
G74.0	1.1	1.1	1.2	1.0	1.0	1.0	1.0	0.9	0.9	0.9
G75.0	1.0	1.0	1.0	0.9	0.9	0.9	0.9	0.8	0.8	0.8
G76.0	0.8	0.9	0.9	0.8	0.8	0.8	0.8	0.7	0.7	0.7
G77.0	0.8	0.8	0.8	0.7	0.7	0.7	0.7	0.6	0.6	0.6
G78.0	0.7	0.6	0.7	0.6	0.6	0.6	0.6	0.5	0.5	0.5
G79.0	0.5	0.5	0.6	0.5	0.5	0.5	0.5	0.4	0.4	0.4
G80.0	0.4	0.4	0.5	0.4	0.4	0.4	0.4	0.3	0.3	0.3
G81.0	0.3	0.3	0.4	0.3	0.3	0.3	0.3	0.2	0.2	0.2
G82.0	0.2	0.2	0.3	0.2	0.2	0.3	0.2	0.1	0.1	0.0
G83.0	0.1	0.2	0.0	0.1	0.2	0.2	0.0	0.0	0.0	0.0
G84.0	0.0	0.0	0.0	0.0	0.0	0.0	0.0	0.0	0.0	0.0
G85.0	0.0	0.0	0.0	0.0	0.0	0.0	0.0	0.0	0.0	0.0
G86.0	0.0	0.0	0.0	0.0	0.0	0.0	0.0	0.0	0.0	0.0
G87.0	0.0	0.0	0.0	0.0	0.0	0.0	0.0	0.0	0.0	0.0
G88.0	0.0	0.0	0.0	0.0	0.0	0.0	0.0	0.0	0.0	0.0
G89.0	0.0	0.0	0.0	0.0	0.0	0.0	0.0	0.0	0.0	0.0
G90.0	0.0	0.0	0.0	0.0	0.0	0.0	0.0	0.0	0.0	0.0
G91.0	0.0	0.0	0.0	0.0	0.0	0.0	0.0	0.0	0.0	0.0
G92.0	0.0	0.0	0.0	0.0	0.0	0.0	0.0	0.0	0.0	0.0
G93.0	0.0	0.0	0.0	0.0	0.0	0.0	0.0	0.0	0.0	0.0
G94.0	0.0	0.0	0.0	0.0	0.0	0.0	0.0	0.0	0.0	0.0
G95.0	0.0	0.0	0.0	0.0	0.0	0.0	0.0	0.0	0.0	0.0
G96.0	0.0	0.0	0.0	0.0	0.0	0.0	0.0	0.0	0.0	0.0
G97.0	0.0	0.0	0.0	0.0	0.0	0.0	0.0	0.0	0.0	0.0
G98.0	0.0	0.0	0.0	0.0	0.0	0.0	0.0	0.0	0.0	0.0
G99.0	0.0	0.0	0.0	0.0	0.0	0.0	0.0	0.0	0.0	0.0
G100.0	0.0	0.0	0.0	0.0	0.0	0.0	0.0	0.0	0.0	0.0
G101.0	0.0	0.0	0.0	0.0	0.0	0.0	0.0	0.0	0.0	0.0
G102.0	0.0	0.0	0.0	0.0	0.0	0.0	0.0	0.0	0.0	0.0
G103.0	0.0	0.0	0.0	0.0	0.0	0.0	0.0	0.0	0.0	0.0
G104.0	0.0	0.0	0.0	0.0	0.0	0.0	0.0	0.0	0.0	0.0
G105.0	0.0	0.0	0.0	0.0	0.0	0.0	0.0	0.0	0.0	0.0
G106.0	0.0	0.0	0.0	0.0	0.0	0.0	0.0	0.0	0.0	0.0
G107.0	0.0	0.0	0.0	0.0	0.0	0.0	0.0	0.0	0.0	0.0
G108.0	0.0	0.0	0.0	0.0	0.0	0.0	0.0	0.0	0.0	0.0
G109.0	0.0	0.0	0.0	0.0	0.0	0.0	0.0	0.0	0.0	0.0
G110.0	0.0	0.0	0.0	0.0	0.0	0.0	0.0	0.0	0.0	0.0

C Plane (°):0.0-360.0: 15.0  
 Test Lab:  
 Test Type: TYPE C  
 Temperature:  
 Operator:

Gamma Plane (°):0.0-180.0:1.0  
 Test Device: GPM-1800B  
 Distance: 11.655 m [K=1.0000]  
 Humidity:  
 Inspector:

## Candlepower Table (Continue 8)

Unit: cd

G\C	C150.0	C165.0	C180.0	C195.0	C210.0	C225.0	C240.0	C255.0	C270.0	C285.0
G111.0	0.0	0.0	0.0	0.0	0.0	0.0	0.0	0.0	0.0	0.0
G112.0	0.0	0.0	0.0	0.0	0.0	0.0	0.0	0.0	0.0	0.0
G113.0	0.0	0.0	0.0	0.0	0.0	0.0	0.0	0.0	0.0	0.0
G114.0	0.0	0.0	0.0	0.0	0.0	0.0	0.0	0.0	0.0	0.0
G115.0	0.0	0.0	0.0	0.0	0.0	0.0	0.0	0.0	0.0	0.0
G116.0	0.0	0.0	0.0	0.0	0.0	0.0	0.0	0.0	0.0	0.0
G117.0	0.0	0.0	0.0	0.0	0.0	0.0	0.0	0.0	0.0	0.0
G118.0	0.0	0.0	0.0	0.0	0.0	0.0	0.0	0.0	0.0	0.0
G119.0	0.0	0.0	0.0	0.0	0.0	0.0	0.0	0.0	0.0	0.0
G120.0	0.0	0.0	0.0	0.0	0.0	0.0	0.0	0.0	0.0	0.0
G121.0	0.0	0.0	0.0	0.0	0.0	0.0	0.0	0.0	0.0	0.0
G122.0	0.0	0.0	0.0	0.0	0.0	0.0	0.0	0.0	0.0	0.0
G123.0	0.0	0.0	0.0	0.0	0.0	0.0	0.0	0.0	0.0	0.0
G124.0	0.0	0.0	0.0	0.0	0.0	0.0	0.0	0.0	0.0	0.0
G125.0	0.0	0.0	0.0	0.0	0.0	0.0	0.0	0.0	0.0	0.0
G126.0	0.0	0.0	0.0	0.0	0.0	0.0	0.0	0.0	0.0	0.0
G127.0	0.0	0.0	0.0	0.0	0.0	0.0	0.0	0.0	0.0	0.0
G128.0	0.0	0.0	0.0	0.0	0.0	0.0	0.0	0.0	0.0	0.0
G129.0	0.0	0.0	0.0	0.0	0.0	0.0	0.0	0.0	0.0	0.0
G130.0	0.0	0.0	0.0	0.0	0.0	0.0	0.0	0.0	0.0	0.0
G131.0	0.0	0.0	0.0	0.0	0.0	0.0	0.0	0.0	0.0	0.0
G132.0	0.0	0.0	0.0	0.0	0.0	0.0	0.0	0.0	0.0	0.0
G133.0	0.0	0.0	0.0	0.0	0.0	0.0	0.0	0.0	0.0	0.0
G134.0	0.0	0.0	0.0	0.0	0.0	0.0	0.0	0.0	0.0	0.0
G135.0	0.0	0.0	0.0	0.0	0.0	0.0	0.0	0.0	0.0	0.0
G136.0	0.0	0.0	0.0	0.0	0.0	0.0	0.0	0.0	0.0	0.0
G137.0	0.0	0.0	0.0	0.0	0.0	0.0	0.0	0.0	0.0	0.0
G138.0	0.0	0.0	0.0	0.0	0.0	0.0	0.0	0.0	0.0	0.0
G139.0	0.0	0.0	0.0	0.0	0.0	0.0	0.0	0.0	0.0	0.0
G140.0	0.0	0.0	0.0	0.0	0.0	0.0	0.0	0.0	0.0	0.0
G141.0	0.0	0.0	0.0	0.0	0.0	0.0	0.0	0.0	0.0	0.0
G142.0	0.0	0.0	0.0	0.0	0.0	0.0	0.0	0.0	0.0	0.0
G143.0	0.0	0.0	0.0	0.0	0.0	0.0	0.0	0.0	0.0	0.0
G144.0	0.0	0.0	0.0	0.0	0.0	0.0	0.0	0.0	0.0	0.0
G145.0	0.0	0.0	0.0	0.0	0.0	0.0	0.0	0.1	0.0	0.0
G146.0	0.0	0.0	0.0	0.0	0.0	0.0	0.0	0.1	0.0	0.0
G147.0	0.0	0.0	0.1	0.0	0.0	0.0	0.0	0.1	0.1	0.1

C Plane (°):0.0-360.0: 15.0  
 Test Lab:  
 Test Type: TYPE C  
 Temperature:  
 Operator:

Gamma Plane (°):0.0-180.0:1.0  
 Test Device: GPM-1800B  
 Distance: 11.655 m [K=1.0000]  
 Humidity:  
 Inspector:

## Candlepower Table (Continue 9)

Unit: cd

G\C	C150.0	C165.0	C180.0	C195.0	C210.0	C225.0	C240.0	C255.0	C270.0	C285.0
G148.0	0.1	0.0	0.1	0.0	0.0	0.1	0.0	0.1	0.1	0.1
G149.0	0.1	0.1	0.1	0.0	0.0	0.1	0.0	0.1	0.1	0.1
G150.0	0.1	0.1	0.1	0.0	0.1	0.1	0.1	0.2	0.1	0.2
G151.0	0.1	0.1	0.1	0.1	0.1	0.1	0.1	0.2	0.1	0.2
G152.0	0.1	0.1	0.2	0.1	0.1	0.1	0.1	0.2	0.2	0.2
G153.0	0.1	0.1	0.2	0.1	0.1	0.1	0.2	0.2	0.2	0.2
G154.0	0.1	0.2	0.2	0.1	0.1	0.2	0.2	0.2	0.2	0.2
G155.0	0.2	0.2	0.2	0.1	0.2	0.2	0.2	0.2	0.2	0.2
G156.0	0.2	0.2	0.2	0.2	0.2	0.2	0.2	0.2	0.2	0.2
G157.0	0.2	0.2	0.2	0.2	0.2	0.2	0.2	0.2	0.2	0.2
G158.0	0.2	0.2	0.2	0.2	0.2	0.2	0.2	0.2	0.2	0.2
G159.0	0.2	0.2	0.2	0.2	0.2	0.2	0.2	0.3	0.2	0.3
G160.0	0.2	0.2	0.3	0.2	0.2	0.2	0.3	0.3	0.3	0.3
G161.0	0.2	0.2	0.3	0.2	0.2	0.2	0.2	0.3	0.2	0.3
G162.0	0.3	0.3	0.3	0.3	0.5	0.2	0.3	0.3	0.3	0.3
G163.0	0.3	0.3	0.3	0.3	0.3	0.3	0.3	0.3	0.3	0.3
G164.0	0.3	0.3	0.3	0.3	0.3	0.3	0.3	0.3	0.3	0.3
G165.0	0.3	0.3	0.3	0.3	0.3	0.3	0.3	0.3	0.3	0.3
G166.0	0.3	0.3	0.3	0.3	0.3	0.3	0.3	0.3	0.3	0.3
G167.0	0.3	0.3	0.3	0.3	0.3	0.3	0.3	0.3	0.3	0.3
G168.0	0.3	0.3	0.3	0.3	0.3	0.3	0.3	0.3	0.3	0.3
G169.0	0.3	0.3	0.3	0.3	0.3	0.3	0.3	0.4	0.3	0.4
G170.0	0.3	0.3	0.4	0.3	0.3	0.3	0.4	0.4	0.4	0.3
G171.0	0.3	0.3	0.4	0.3	0.4	0.4	0.4	0.4	0.4	0.4
G172.0	0.3	0.3	0.4	0.4	0.4	0.4	0.4	0.4	0.4	0.4
G173.0	0.3	0.4	0.4	0.4	0.4	0.4	0.4	0.4	0.4	0.4
G174.0	0.4	0.4	0.4	0.4	0.4	0.4	0.4	0.4	0.4	0.4
G175.0	0.4	0.4	0.4	0.4	0.4	0.4	0.4	0.4	0.4	0.4
G176.0	0.4	0.4	0.4	0.4	0.4	0.4	0.4	0.4	0.4	0.4
G177.0	0.4	0.4	0.4	0.4	0.4	0.4	0.4	0.4	0.4	0.4
G178.0	0.4	0.4	0.4	0.4	0.4	0.4	0.4	0.4	0.4	0.4
G179.0	0.4	0.4	0.4	0.4	0.4	0.4	0.4	0.4	0.4	0.4
G180.0	0.4	0.4	0.5	0.4	0.4	0.4	0.4	0.4	0.4	0.4

C Plane (°):0.0-360.0: 15.0  
 Test Lab:  
 Test Type: TYPE C  
 Temperature:  
 Operator:

Gamma Plane (°):0.0-180.0:1.0  
 Test Device: GPM-1800B  
 Distance: 11.655 m [K=1.0000]  
 Humidity:  
 Inspector:

## Candlepower Table (Continue 10)

Unit: cd

G\C	C300.0	C315.0	C330.0	C345.0	C360.0					
G0.0	118.7	118.6	118.4	118.4	125.6					
G1.0	119.2	118.7	118.1	117.7	124.4					
G2.0	119.0	118.2	117.5	116.7	122.9					
G3.0	118.8	117.9	116.8	115.2	120.1					
G4.0	119.1	118.1	116.3	113.8	118.3					
G5.0	119.7	118.3	115.9	113.6	117.6					
G6.0	120.7	118.5	116.0	113.8	117.7					
G7.0	122.3	119.0	116.3	113.9	117.7					
G8.0	123.0	119.3	116.3	113.4	117.1					
G9.0	123.3	119.2	116.1	112.5	115.5					
G10.0	123.0	118.8	115.5	111.0	113.7					
G11.0	122.5	118.3	114.1	109.1	111.8					
G12.0	121.4	117.3	113.0	107.4	109.3					
G13.0	120.2	116.2	111.8	106.0	107.6					
G14.0	118.6	114.6	110.5	104.7	106.2					
G15.0	117.1	112.9	109.0	103.0	104.4					
G16.0	115.7	110.8	106.8	100.9	102.2					
G17.0	113.6	108.6	103.9	98.8	99.7					
G18.0	111.0	105.8	100.7	96.0	96.3					
G19.0	108.5	102.9	97.5	92.7	93.1					
G20.0	105.6	99.7	94.0	88.8	89.6					
G21.0	102.1	96.1	90.2	85.1	85.7					
G22.0	98.6	92.1	86.1	81.1	81.9					
G23.0	94.4	87.9	81.7	76.7	78.1					
G24.0	90.1	83.3	76.9	72.8	74.0					
G25.0	85.2	78.1	72.5	68.8	69.3					
G26.0	80.2	73.4	68.2	64.7	65.0					
G27.0	75.0	69.0	63.9	60.4	60.6					
G28.0	70.5	64.8	59.5	55.9	56.5					
G29.0	65.7	60.1	55.3	51.8	52.3					
G30.0	61.1	55.7	51.3	48.0	48.1					
G31.0	56.3	51.7	47.0	44.0	44.5					
G32.0	51.9	47.6	43.6	40.5	41.0					
G33.0	47.9	44.0	40.0	37.4	37.6					
G34.0	44.0	40.1	36.7	34.5	34.7					
G35.0	40.5	36.8	33.8	31.7	32.1					
G36.0	37.3	33.8	30.9	29.1	29.6					

C Plane (°):0.0-360.0: 15.0  
 Test Lab:  
 Test Type: TYPE C  
 Temperature:  
 Operator:

Gamma Plane (°):0.0-180.0:1.0  
 Test Device: GPM-1800B  
 Distance: 11.655 m [K=1.0000]  
 Humidity:  
 Inspector:

## Candlepower Table (Continue 11)

Unit: cd

G\C	C300.0	C315.0	C330.0	C345.0	C360.0					
G37.0	34.0	31.0	28.4	26.5	26.9					
G38.0	31.2	28.4	26.1	24.3	24.7					
G39.0	28.7	25.9	23.9	22.2	22.6					
G40.0	26.4	23.8	21.8	20.3	20.7					
G41.0	24.0	21.9	19.8	18.4	18.8					
G42.0	21.9	20.1	18.2	16.8	17.1					
G43.0	20.0	18.3	16.5	15.3	15.7					
G44.0	18.1	16.7	15.0	13.8	14.3					
G45.0	16.5	15.2	13.7	12.6	12.9					
G46.0	15.1	13.9	12.5	11.4	11.8					
G47.0	13.8	12.5	11.3	10.4	10.7					
G48.0	12.5	11.4	10.2	9.4	9.7					
G49.0	11.2	10.3	9.3	8.5	8.8					
G50.0	10.2	9.3	8.4	7.7	8.0					
G51.0	9.3	8.5	7.6	6.9	7.3					
G52.0	8.4	7.6	6.9	6.3	6.7					
G53.0	7.5	6.9	6.2	5.7	6.0					
G54.0	6.8	6.3	5.6	5.2	5.5					
G55.0	6.1	5.6	5.1	4.7	5.0					
G56.0	5.5	5.0	4.6	4.3	4.5					
G57.0	4.9	4.5	4.1	3.9	4.1					
G58.0	4.4	4.1	3.7	3.5	3.7					
G59.0	4.0	3.7	3.4	3.2	3.4					
G60.0	3.6	3.3	3.1	2.9	3.1					
G61.0	3.2	3.0	2.8	2.7	2.8					
G62.0	2.9	2.7	2.5	2.4	2.5					
G63.0	2.7	2.4	2.3	2.2	2.3					
G64.0	2.4	2.2	2.1	2.0	2.1					
G65.0	2.1	2.0	1.9	1.8	1.9					
G66.0	1.9	1.8	1.7	1.7	1.8					
G67.0	1.8	1.7	1.6	1.6	1.6					
G68.0	1.6	1.5	1.5	1.4	1.5					
G69.0	1.5	1.4	1.3	1.3	1.3					
G70.0	1.3	1.3	1.2	1.2	1.2					
G71.0	1.2	1.1	1.1	1.1	1.1					
G72.0	1.1	1.0	1.0	1.0	1.0					
G73.0	1.0	0.9	0.9	0.9	0.9					

C Plane (°):0.0-360.0: 15.0  
 Test Lab:  
 Test Type: TYPE C  
 Temperature:  
 Operator:

Gamma Plane (°):0.0-180.0:1.0  
 Test Device: GPM-1800B  
 Distance: 11.655 m [K=1.0000]  
 Humidity:  
 Inspector:

## Candlepower Table (Continue 12)

Unit: cd

G\C	C300.0	C315.0	C330.0	C345.0	C360.0					
G74.0	0.9	0.8	0.8	0.8	0.8					
G75.0	0.8	0.7	0.7	0.7	0.7					
G76.0	0.7	0.6	0.6	0.6	0.6					
G77.0	0.6	0.5	0.4	0.5	0.5					
G78.0	0.5	0.4	0.4	0.4	0.3					
G79.0	0.4	0.3	0.3	0.3	0.3					
G80.0	0.3	0.2	0.2	0.2	0.2					
G81.0	0.1	0.1	0.0	0.0	0.0					
G82.0	0.0	0.0	0.0	0.0	0.0					
G83.0	0.0	0.0	0.0	0.0	0.0					
G84.0	0.0	0.0	0.0	0.0	0.0					
G85.0	0.0	0.0	0.0	0.0	0.0					
G86.0	0.0	0.0	0.0	0.0	0.0					
G87.0	0.0	0.0	0.0	0.0	0.0					
G88.0	0.0	0.0	0.0	0.0	0.0					
G89.0	0.0	0.0	0.0	0.0	0.0					
G90.0	0.0	0.0	0.0	0.0	0.0					
G91.0	0.0	0.0	0.0	0.0	0.0					
G92.0	0.0	0.0	0.0	0.0	0.0					
G93.0	0.0	0.0	0.0	0.0	0.0					
G94.0	0.0	0.0	0.0	0.0	0.0					
G95.0	0.0	0.0	0.0	0.0	0.0					
G96.0	0.0	0.0	0.0	0.0	0.0					
G97.0	0.0	0.0	0.0	0.0	0.0					
G98.0	0.0	0.0	0.0	0.0	0.0					
G99.0	0.0	0.0	0.0	0.0	0.0					
G100.0	0.0	0.0	0.0	0.0	0.0					
G101.0	0.0	0.0	0.0	0.0	0.0					
G102.0	0.0	0.0	0.0	0.0	0.0					
G103.0	0.0	0.0	0.0	0.0	0.0					
G104.0	0.0	0.0	0.0	0.0	0.0					
G105.0	0.0	0.0	0.0	0.0	0.0					
G106.0	0.0	0.0	0.0	0.0	0.0					
G107.0	0.0	0.0	0.0	0.0	0.0					
G108.0	0.0	0.0	0.0	0.0	0.0					
G109.0	0.0	0.0	0.0	0.0	0.0					
G110.0	0.0	0.0	0.0	0.0	0.0					

C Plane (°):0.0-360.0: 15.0  
 Test Lab:  
 Test Type: TYPE C  
 Temperature:  
 Operator:

Gamma Plane (°):0.0-180.0:1.0  
 Test Device: GPM-1800B  
 Distance: 11.655 m [K=1.0000]  
 Humidity:  
 Inspector:

## Candlepower Table (Continue 13)

Unit: cd

G\C	C300.0	C315.0	C330.0	C345.0	C360.0					
G111.0	0.0	0.0	0.0	0.0	0.0					
G112.0	0.0	0.0	0.0	0.0	0.0					
G113.0	0.0	0.0	0.0	0.0	0.0					
G114.0	0.0	0.0	0.0	0.0	0.0					
G115.0	0.0	0.0	0.0	0.0	0.0					
G116.0	0.0	0.0	0.0	0.0	0.0					
G117.0	0.0	0.0	0.0	0.0	0.0					
G118.0	0.0	0.0	0.0	0.0	0.0					
G119.0	0.0	0.0	0.0	0.0	0.0					
G120.0	0.0	0.0	0.0	0.0	0.0					
G121.0	0.0	0.0	0.0	0.0	0.0					
G122.0	0.0	0.0	0.0	0.0	0.0					
G123.0	0.0	0.0	0.0	0.0	0.0					
G124.0	0.0	0.0	0.0	0.0	0.0					
G125.0	0.0	0.0	0.0	0.0	0.0					
G126.0	0.0	0.0	0.0	0.0	0.0					
G127.0	0.0	0.0	0.0	0.0	0.0					
G128.0	0.0	0.0	0.0	0.0	0.0					
G129.0	0.0	0.0	0.0	0.0	0.0					
G130.0	0.0	0.0	0.0	0.0	0.0					
G131.0	0.0	0.0	0.0	0.0	0.0					
G132.0	0.0	0.0	0.0	0.0	0.0					
G133.0	0.0	0.0	0.0	0.0	0.0					
G134.0	0.0	0.0	0.0	0.0	0.0					
G135.0	0.0	0.0	0.0	0.0	0.0					
G136.0	0.0	0.0	0.0	0.0	0.0					
G137.0	0.0	0.0	0.0	0.0	0.1					
G138.0	0.0	0.0	0.0	0.0	0.1					
G139.0	0.0	0.0	0.0	0.0	0.1					
G140.0	0.0	0.0	0.0	0.1	0.1					
G141.0	0.0	0.0	0.0	0.1	0.2					
G142.0	0.0	0.0	0.0	0.1	0.2					
G143.0	0.0	0.1	0.1	0.1	0.2					
G144.0	0.1	0.1	0.1	0.2	0.2					
G145.0	0.1	0.1	0.1	0.2	0.2					
G146.0	0.1	0.1	0.1	0.2	0.2					
G147.0	0.1	0.1	0.1	0.2	0.2					

C Plane (°):0.0-360.0: 15.0  
 Test Lab:  
 Test Type: TYPE C  
 Temperature:  
 Operator:

Gamma Plane (°):0.0-180.0:1.0  
 Test Device: GPM-1800B  
 Distance: 11.655 m [K=1.0000]  
 Humidity:  
 Inspector:

## Candlepower Table (Continue 14)

Unit: cd

G\C	C300.0	C315.0	C330.0	C345.0	C360.0					
G148.0	0.1	0.2	0.1	0.2	0.2					
G149.0	0.2	0.2	0.2	0.2	0.3					
G150.0	0.2	0.2	0.2	0.2	0.3					
G151.0	0.2	0.2	0.2	0.2	0.3					
G152.0	0.2	0.2	0.2	0.2	0.3					
G153.0	0.2	0.2	0.2	0.2	0.3					
G154.0	0.2	0.2	0.2	0.2	0.3					
G155.0	0.2	0.2	0.2	0.2	0.3					
G156.0	0.3	0.2	0.2	0.3	0.3					
G157.0	0.3	0.3	0.3	0.3	0.3					
G158.0	0.3	0.3	0.3	0.3	0.3					
G159.0	0.3	0.3	0.3	0.3	0.3					
G160.0	0.3	0.3	0.3	0.3	0.4					
G161.0	0.3	0.3	0.3	0.3	0.3					
G162.0	0.3	0.3	0.3	0.3	0.4					
G163.0	0.3	0.3	0.3	0.3	0.4					
G164.0	0.3	0.3	0.3	0.3	0.4					
G165.0	0.3	0.3	0.3	0.3	0.4					
G166.0	0.3	0.3	0.3	0.3	0.4					
G167.0	0.4	0.4	0.3	0.3	0.4					
G168.0	0.4	0.4	0.3	0.3	0.4					
G169.0	0.4	0.4	0.4	0.3	0.4					
G170.0	0.4	0.4	0.3	0.3	0.4					
G171.0	0.4	0.4	0.4	0.3	0.4					
G172.0	0.4	0.4	0.4	0.4	0.5					
G173.0	0.4	0.4	0.4	0.4	0.5					
G174.0	0.4	0.4	0.4	0.4	0.5					
G175.0	0.4	0.4	0.4	0.4	0.5					
G176.0	0.4	0.4	0.4	0.4	0.4					
G177.0	0.4	0.4	0.4	0.4	0.5					
G178.0	0.4	0.4	0.4	0.4	0.5					
G179.0	0.4	0.4	0.4	0.4	0.4					
G180.0	0.4	0.4	0.4	0.4	0.4					

C Plane (°):0.0-360.0: 15.0  
 Test Lab:  
 Test Type: TYPE C  
 Temperature:  
 Operator:

Gamma Plane (°):0.0-180.0:1.0  
 Test Device: GPM-1800B  
 Distance: 11.655 m [K=1.0000]  
 Humidity:  
 Inspector:



## LED Average Luminance Report

Avg.L	cd/m <sup>2</sup>
L 0-180(65) av	1.#J
L 0-180(75) av	1.#J
L 0-180(85) av	-1.#J
L 90-270(65) av	1.#J
L 90-270(75) av	1.#J
L 90-270(85) av	-1.#J
L 45(65) av	1.#J
L 45(75) av	1.#J
L 45(85) av	-1.#J

Standard: GB/T 29293-2012

---

C Plane (°):0.0-360.0: 15.0  
Test Lab:  
Test Type: TYPE C  
Temperature:  
Operator:

Gamma Plane (°):0.0-180.0:1.0  
Test Device: GPM-1800B  
Distance: 11.655 m [K=1.0000]  
Humidity:  
Inspector: