

Report No.:

Test Time: 2023/4/27 16:49

## Luminaire Property

Luminaire Manufacturer:  
Luminaire Category:  
Lamp Catalog:  
Number of Lamps:  
Luminous Length (mm):  
Luminous Height (mm):  
Current: 1.576 A  
Power Factor: 0.847


Luminaire Description: 489142 MIRAGE-V2  
Lamp Description:  
Lumens per Lamp:  
Luminous Width (mm):  
Voltage: 12.1 V  
Power: 16.10 W

## Photometric Results

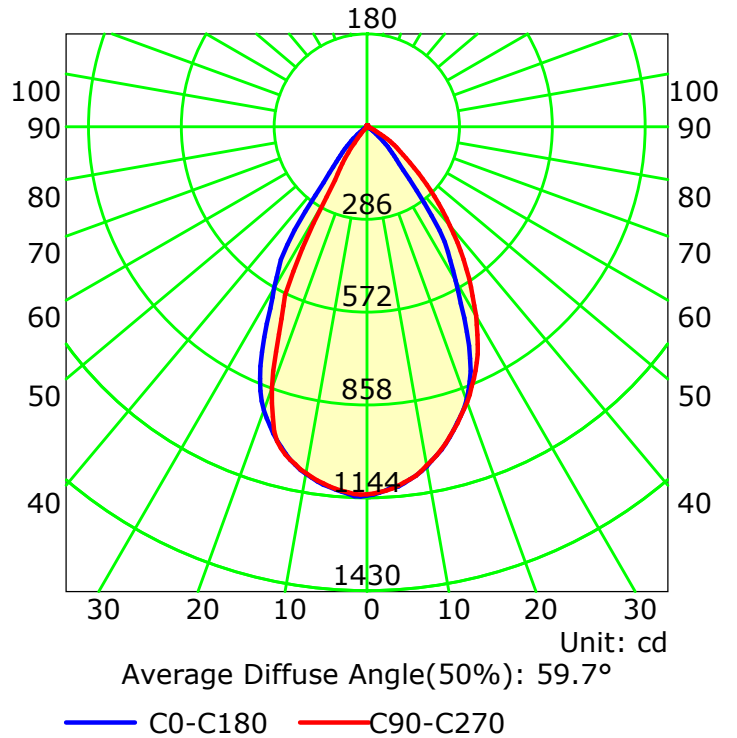
CIE Class: Direct  
Measurement Flux: 1070.7 lm  
Downward Ratio: 100%  
Horizontal Diffuse Angle(25%,50%,75%,100%): H73.9,H59.5,H44.4,H2  
Vertical Diffuse Angle(25%,50%,75%,100%): V74.4,V60,V42.8,V1  
Luminaire Efficacy Rating (LER): 66.55  
Max. Intensity: 1140.05 cd  
S/MH(C0/C180): 0.93

Total Rated Lamp Lumens: 1070.7 lm  
Efficiency: 100%  
Upward Ratio: 0%  
C0r0 Intensity: 1137.53 cd  
Pos of Max. Intensity: H180 V1  
S/MH(C90/C270): 0.88

Picture Of Luminaire



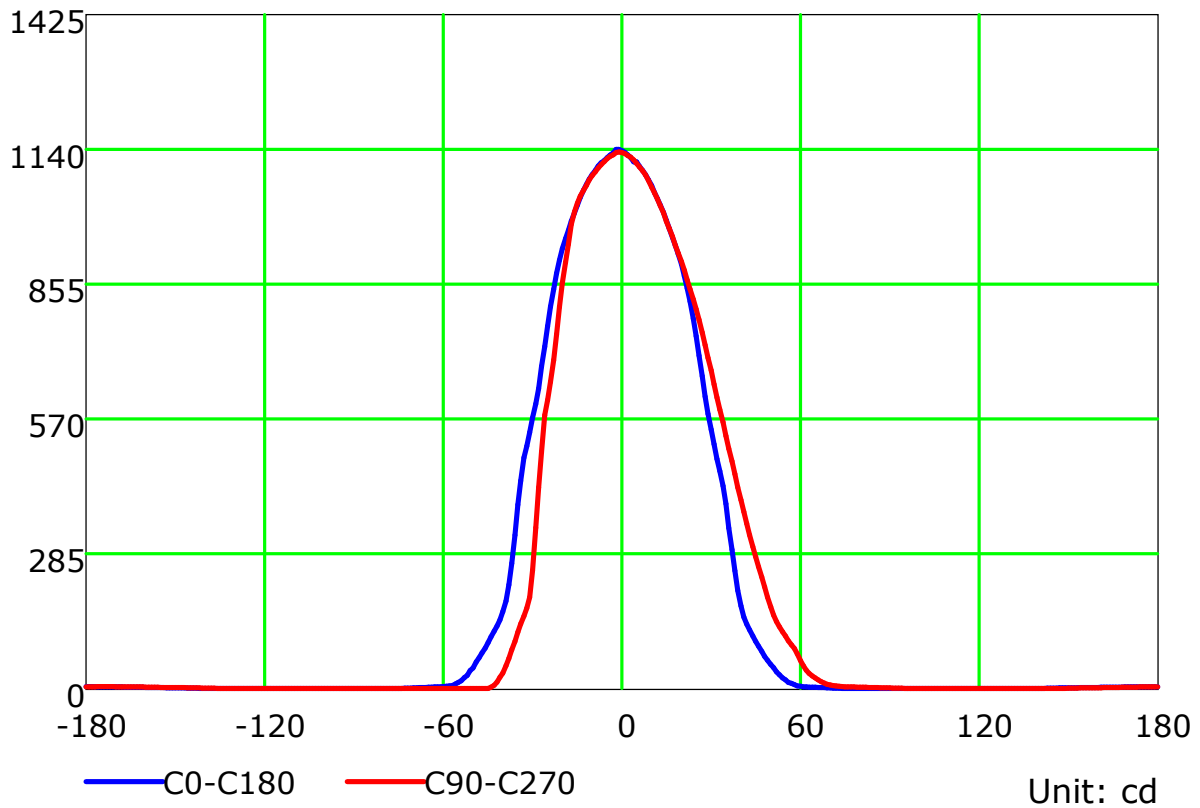
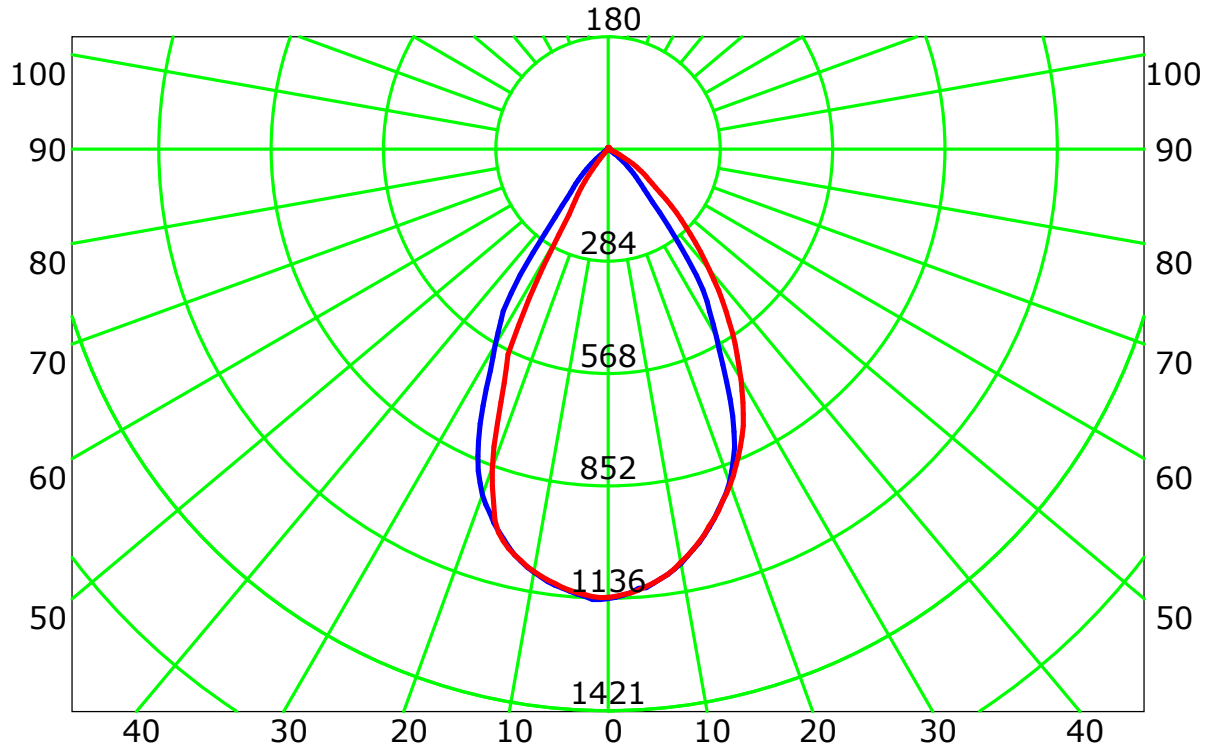
Luminous Intensity Distribution Curve



C Plane (°):0.0-360.0: 30.0  
Test Lab:  
Test Type: TYPE C  
Temperature:  
Operator:

Gamma Plane (°):0.0-180.0:1.0  
Test Device: GPM-1800B  
Distance: 11.655 m [K=1.0000]  
Humidity:  
Inspector:

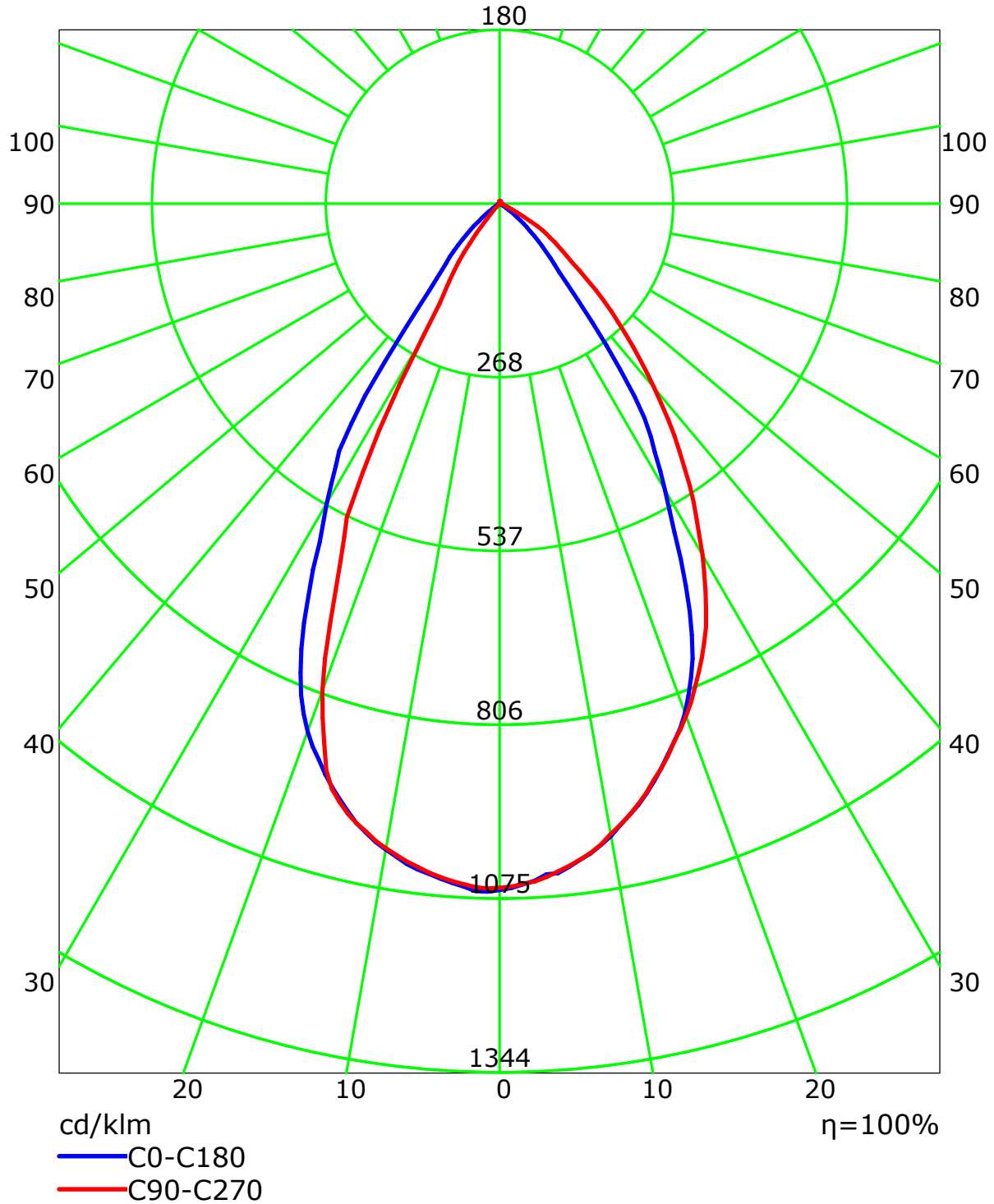
## Luminous Intensity Distribution Curve



C Plane (°):0.0-360.0: 30.0  
Test Lab:  
Test Type: TYPE C  
Temperature:  
Operator:

Gamma Plane (°):0.0-180.0:1.0  
Test Device: GPM-1800B  
Distance: 11.655 m [K=1.0000]  
Humidity:  
Inspector:

## Luminous Intensity Distribution Curve(cd/klm)



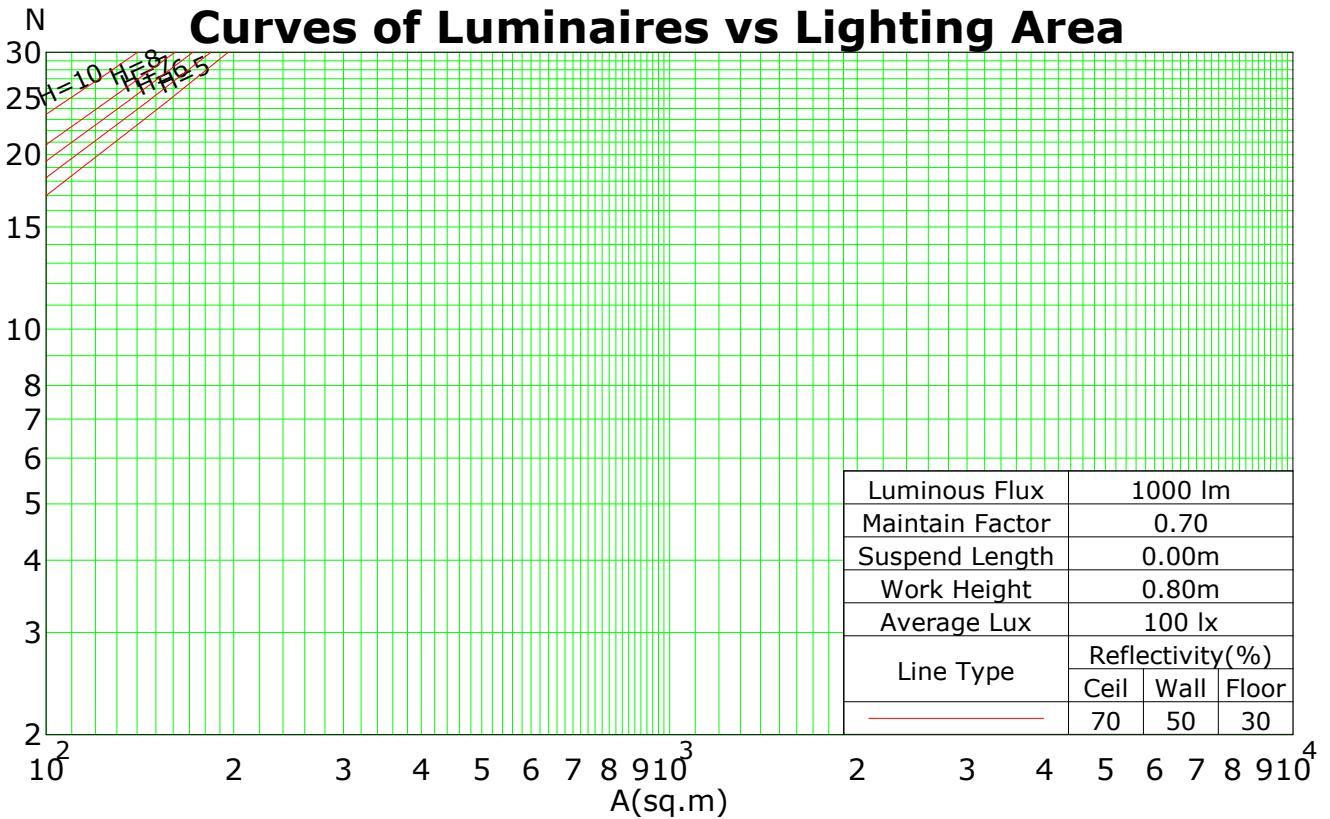
C Plane (°):0.0-360.0: 30.0  
Test Lab:  
Test Type: TYPE C  
Temperature:  
Operator:

Gamma Plane (°):0.0-180.0:1.0  
Test Device: GPM-1800B  
Distance: 11.655 m [K=1.0000]  
Humidity:  
Inspector:

### Coefficients Of Utilization - Zonal Cavity Method

RC	0.8	0.8	0.8	0.8	0.7	0.7	0.7	0.7	0.5	0.5	0.5	0.3	0.3	0.3	0.1	0.1	0.1	0
RW	0.7	0.5	0.3	0.1	0.7	0.5	0.3	0.1	0.5	0.3	0.1	0.5	0.3	0.1	0.5	0.3	0.1	0
RCR	RF = 0.2																	
0	1.19	1.19	1.19	1.19	1.16	1.16	1.16	1.16	1.11	1.11	1.11	1.06	1.06	1.06	1.02	1.02	1.02	1.00
1	1.13	1.10	1.08	1.05	1.11	1.08	1.06	1.04	1.04	1.02	1.00	1.00	0.99	0.97	0.97	0.96	0.95	0.93
2	1.07	1.02	0.98	0.94	1.05	1.00	0.97	0.93	0.97	0.94	0.91	0.94	0.91	0.89	0.91	0.89	0.87	0.86
3	1.01	0.95	0.90	0.85	0.99	0.93	0.89	0.85	0.91	0.87	0.83	0.88	0.85	0.82	0.86	0.83	0.81	0.79
4	0.96	0.88	0.82	0.78	0.94	0.87	0.82	0.77	0.85	0.80	0.77	0.83	0.79	0.76	0.81	0.77	0.75	0.73
5	0.91	0.82	0.76	0.72	0.89	0.81	0.76	0.71	0.79	0.74	0.71	0.78	0.73	0.70	0.76	0.72	0.69	0.68
6	0.86	0.77	0.71	0.66	0.85	0.76	0.70	0.66	0.74	0.69	0.65	0.73	0.68	0.65	0.72	0.68	0.64	0.63
7	0.82	0.72	0.66	0.61	0.80	0.71	0.65	0.61	0.70	0.65	0.61	0.69	0.64	0.60	0.68	0.63	0.60	0.59
8	0.78	0.68	0.61	0.57	0.76	0.67	0.61	0.57	0.66	0.61	0.57	0.65	0.60	0.57	0.64	0.60	0.56	0.55
9	0.74	0.64	0.58	0.53	0.73	0.63	0.57	0.53	0.62	0.57	0.53	0.61	0.56	0.53	0.60	0.56	0.53	0.51
10	0.70	0.60	0.54	0.50	0.69	0.60	0.54	0.50	0.59	0.54	0.50	0.58	0.53	0.50	0.57	0.53	0.50	0.48

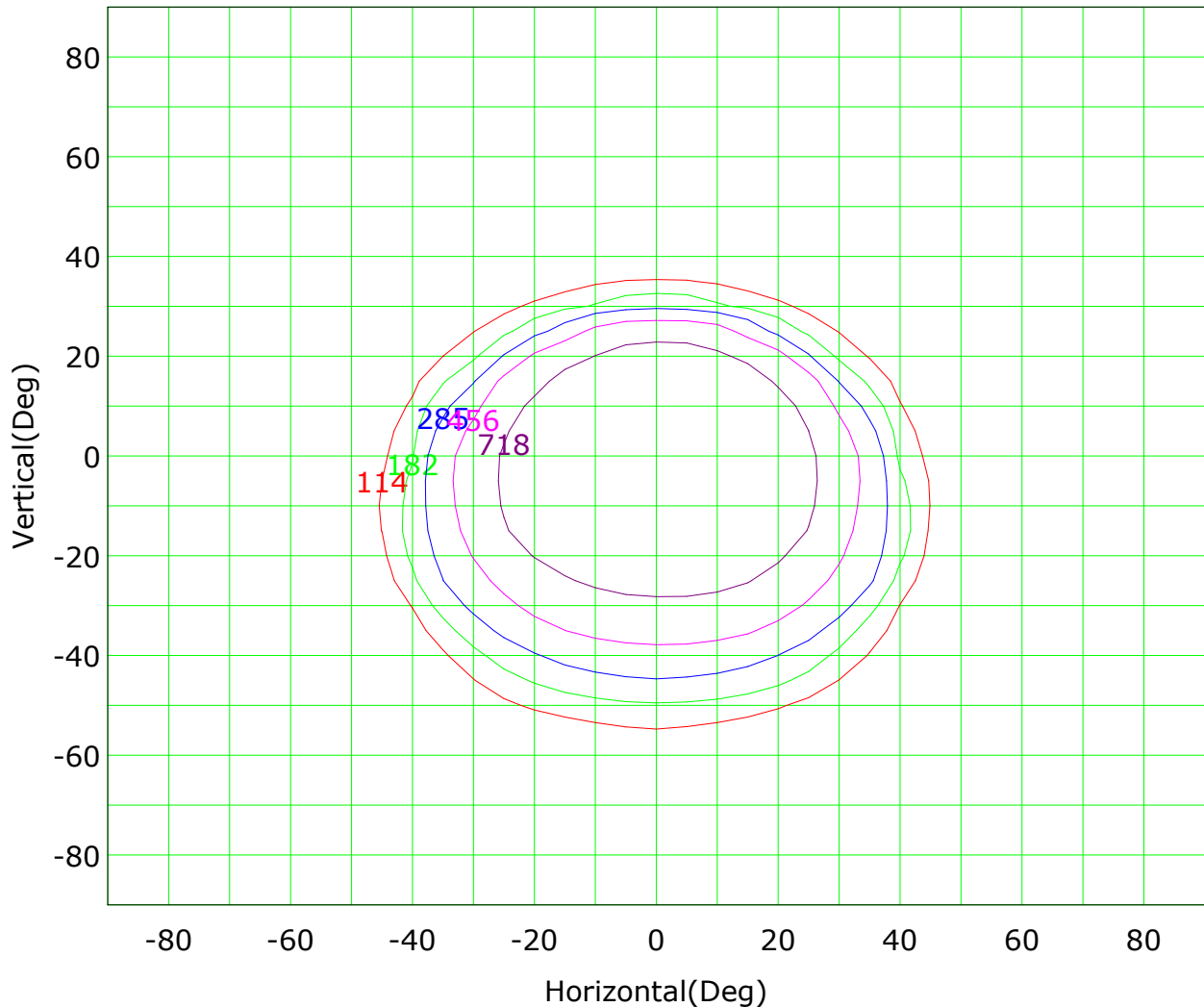
Spacing Criteria (0-180): 0.93  
 Spacing Criteria (90-270): 0.88  
 Spacing Criteria (Diagonal): 0.86



C Plane (°):0.0-360.0: 30.0  
 Test Lab:  
 Test Type: TYPE C  
 Temperature:  
 Operator:

Gamma Plane (°):0.0-180.0:1.0  
 Test Device: GPM-1800B  
 Distance: 11.655 m [K=1.0000]  
 Humidity:  
 Inspector:

## Isocandela (rectangle)



Imax (100%): 1140 cd

— ( 10%):	114 cd	— ( 16%):	182 cd
— ( 25%):	285 cd	— ( 40%):	456 cd
— ( 63%):	718 cd	— (100%):	1140 cd

C Plane (°):0.0-360.0: 30.0

Test Lab:

Test Type: TYPE C

Temperature:

Operator:

Gamma Plane (°):0.0-180.0:1.0

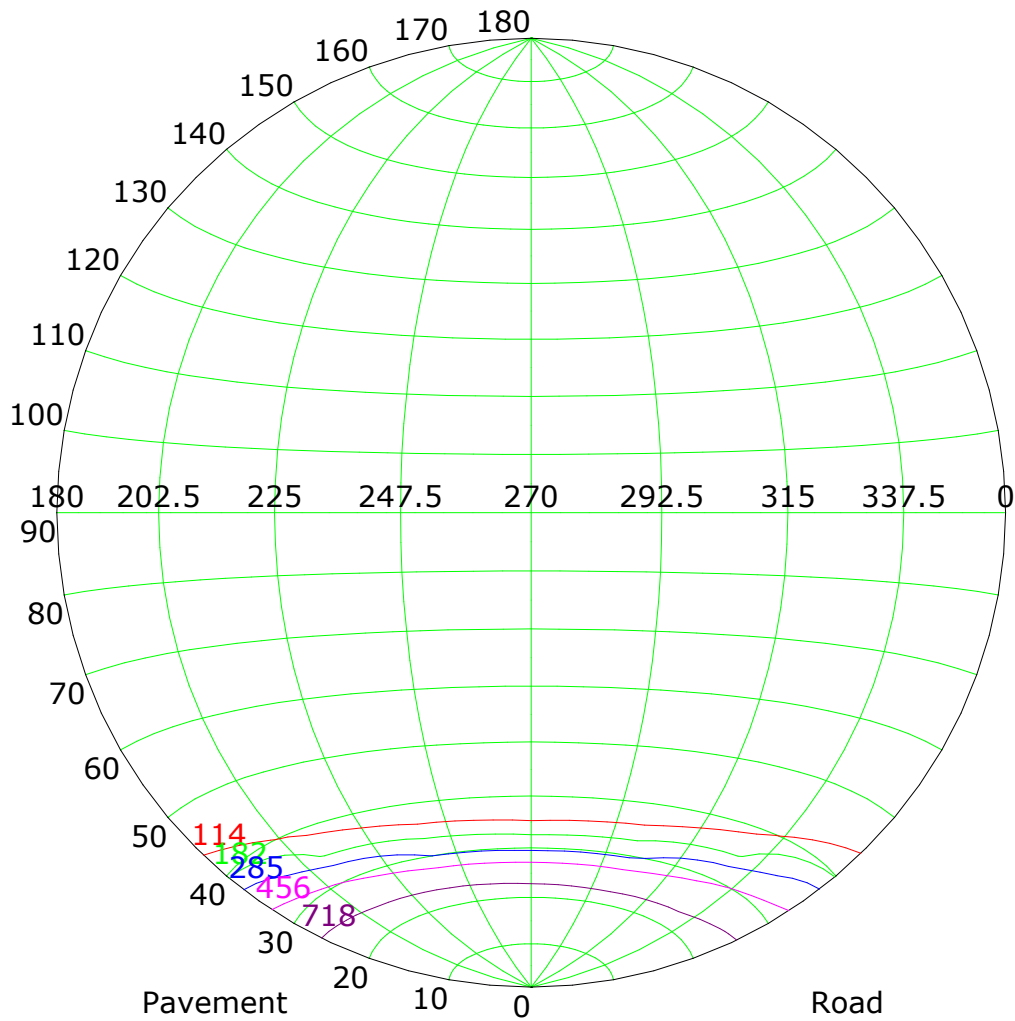
Test Device: GPM-1800B

Distance: 11.655 m [K=1.0000]

Humidity:

Inspector:

## Isocandela (sphere)



Imax (100%): 1140 cd

— ( 10%):	114 cd	— ( 16%):	182 cd
— ( 25%):	285 cd	— ( 40%):	456 cd
— ( 63%):	718 cd	— (100%):	1140 cd

C Plane (°):0.0-360.0: 30.0

Test Lab:

Test Type: TYPE C

Temperature:

Operator:

Gamma Plane (°):0.0-180.0:1.0

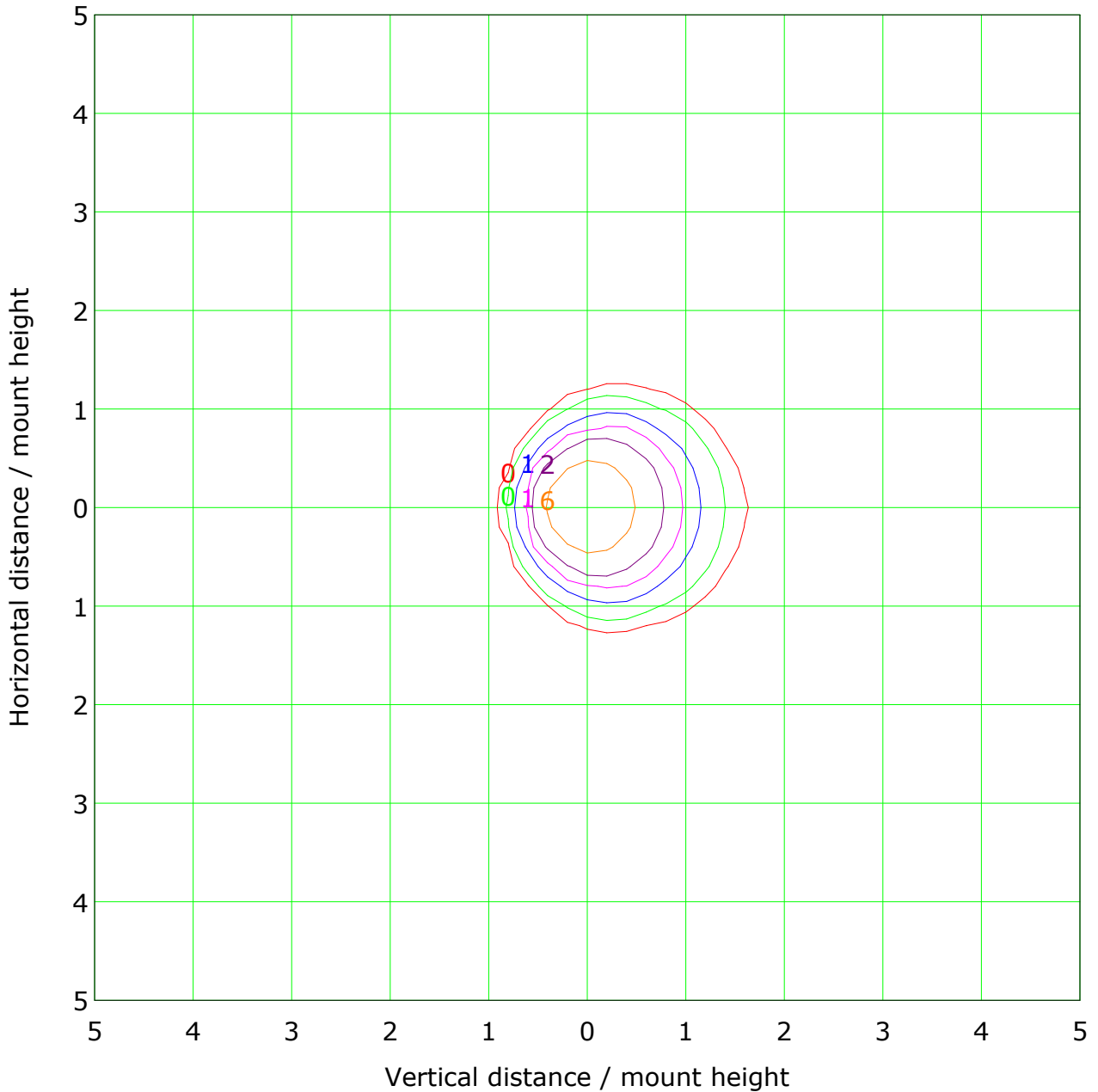
Test Device: GPM-1800B

Distance: 11.655 m [K=1.0000]

Humidity:

Inspector:

## IsoLux Plot



Mounting Height: 10.0m    Max Lux(100%): 11.4 lx

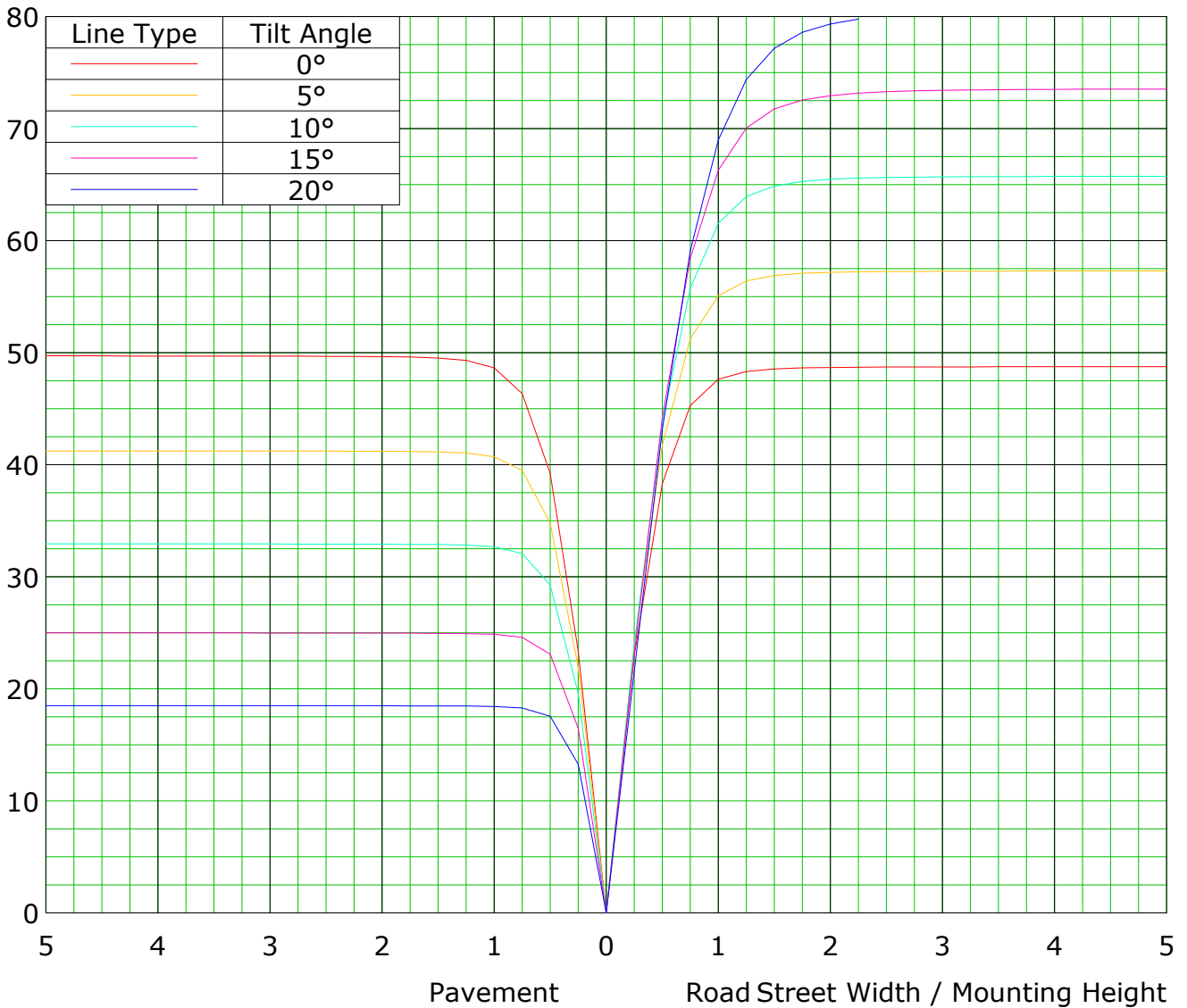
( 1%): 0.1 lx	( 2%): 0.2 lx
( 5%): 0.6 lx	( 10%): 1.1 lx
( 20%): 2.3 lx	( 50%): 5.7 lx
(100%): 11.4 lx	

C Plane (°):0.0-360.0: 30.0  
Test Lab:  
Test Type: TYPE C  
Temperature:  
Operator:

Gamma Plane (°):0.0-180.0:1.0  
Test Device: GPM-1800B  
Distance: 11.655 m [K=1.0000]  
Humidity:  
Inspector:

## Roadway CU Curve

Efficiency(%)



C Plane (°):0.0-360.0: 30.0

Test Lab:

Test Type: TYPE C

Temperature:

Operator:

Gamma Plane (°):0.0-180.0:1.0

Test Device: GPM-1800B

Distance: 11.655 m [K=1.0000]

Humidity:

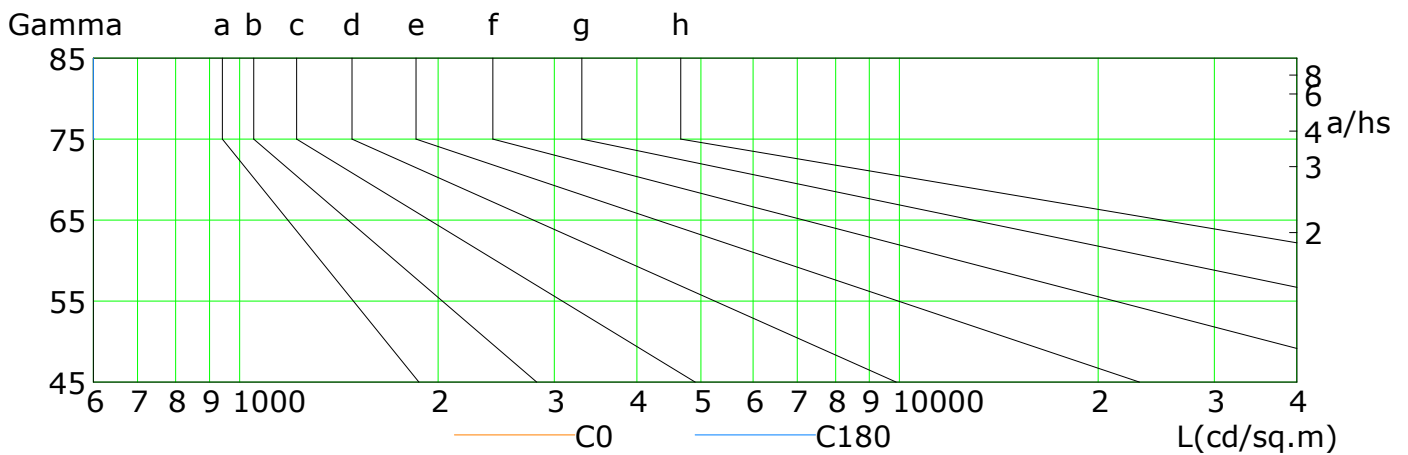
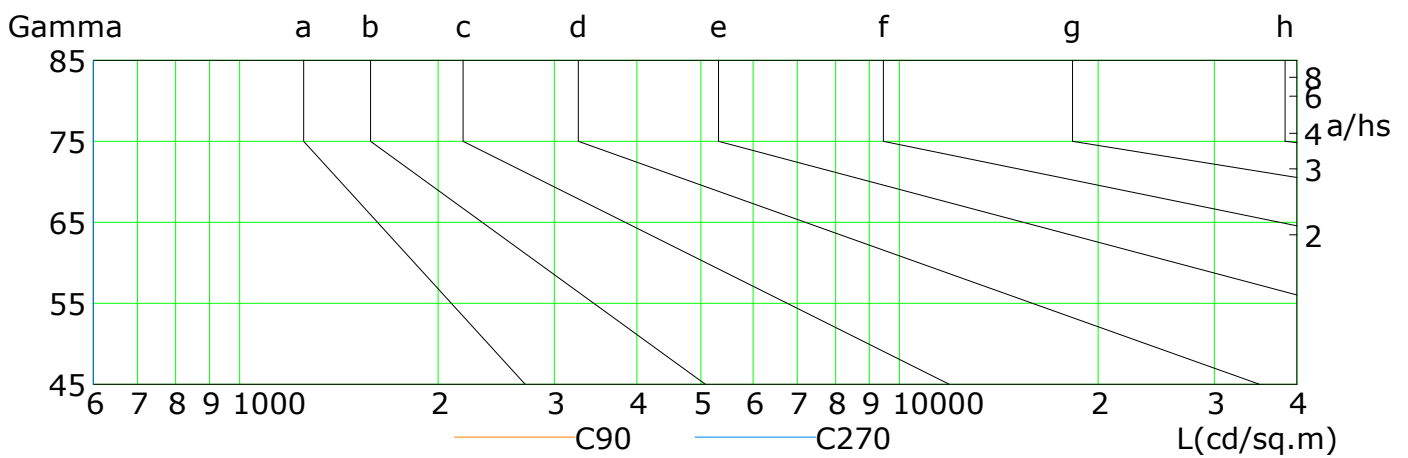
Inspector:



## Lum Limit Curve

Dazzle	Quality	Illuminance (lx)							
		2000	1000	500	<=300				
1.15	A	2000	1000	500	<=300				
1.50	B		2000	1000	500	<=300			
1.85	C			2000	1000	500	<=300		
2.20	D				2000	1000	500	<=300	
2.55	E					2000	1000	500	<=300

a b c d e f g h



L(cd/sq.m)	G45	G50	G55	G60	G65	G70	G75	G80	G85
C0	100	51	19	5	3	2	0	0	0
C90	278	173	111	59	22	8	4	3	2
C180	97	44	13	4	3	2	0	0	0
C270	0	0	0	0	0	0	0	0	0

C Plane (°):0.0-360.0: 30.0

Test Lab:

Test Type: TYPE C

Temperature:

Operator:

Gamma Plane (°):0.0-180.0:1.0

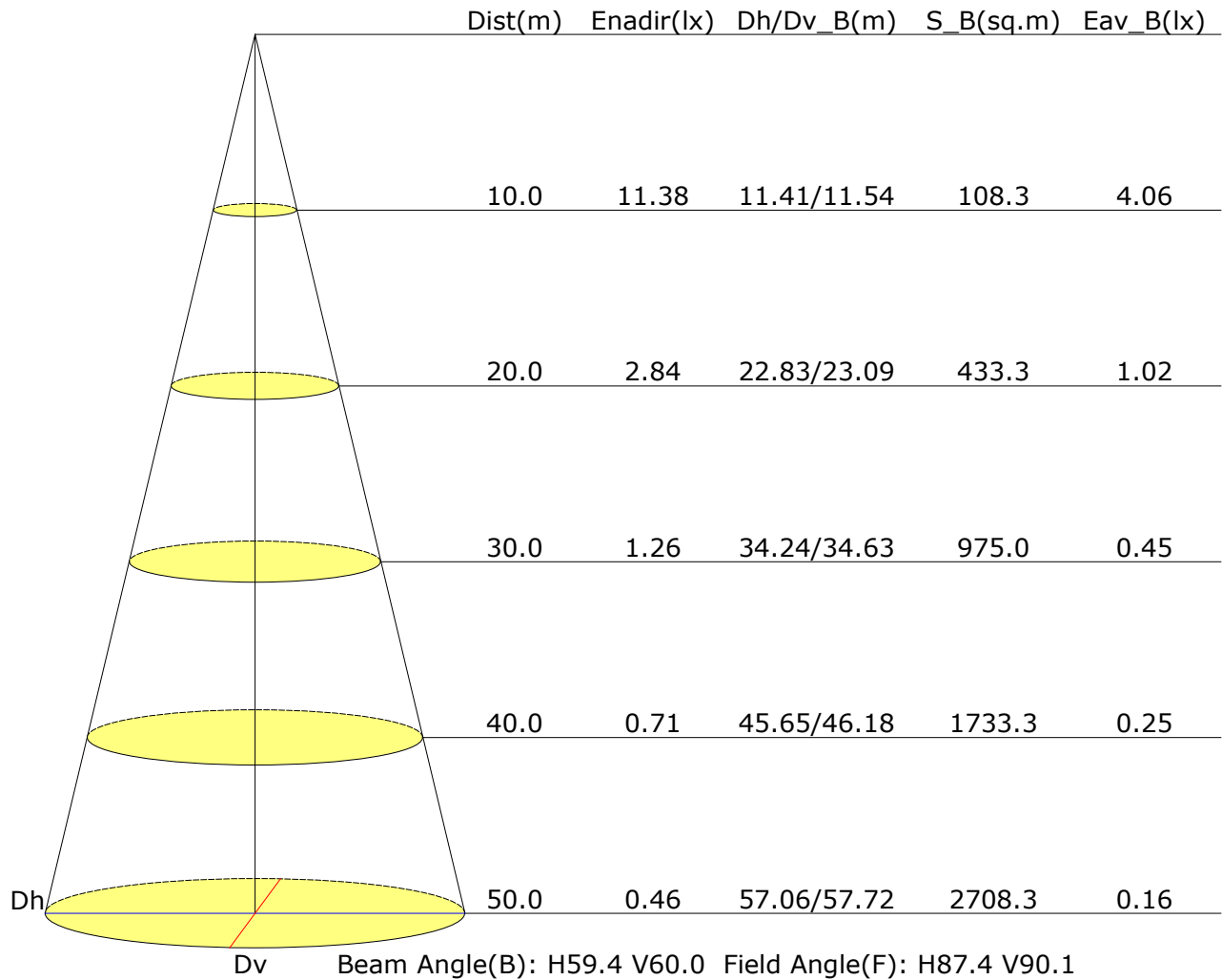
Test Device: GPM-1800B

Distance: 11.655 m [K=1.0000]

Humidity:

Inspector:

## Illuminance at a Distance



C Plane (°):0.0-360.0: 30.0

Test Lab:

Test Type: TYPE C

Temperature:

Operator:

Gamma Plane (°):0.0-180.0:1.0

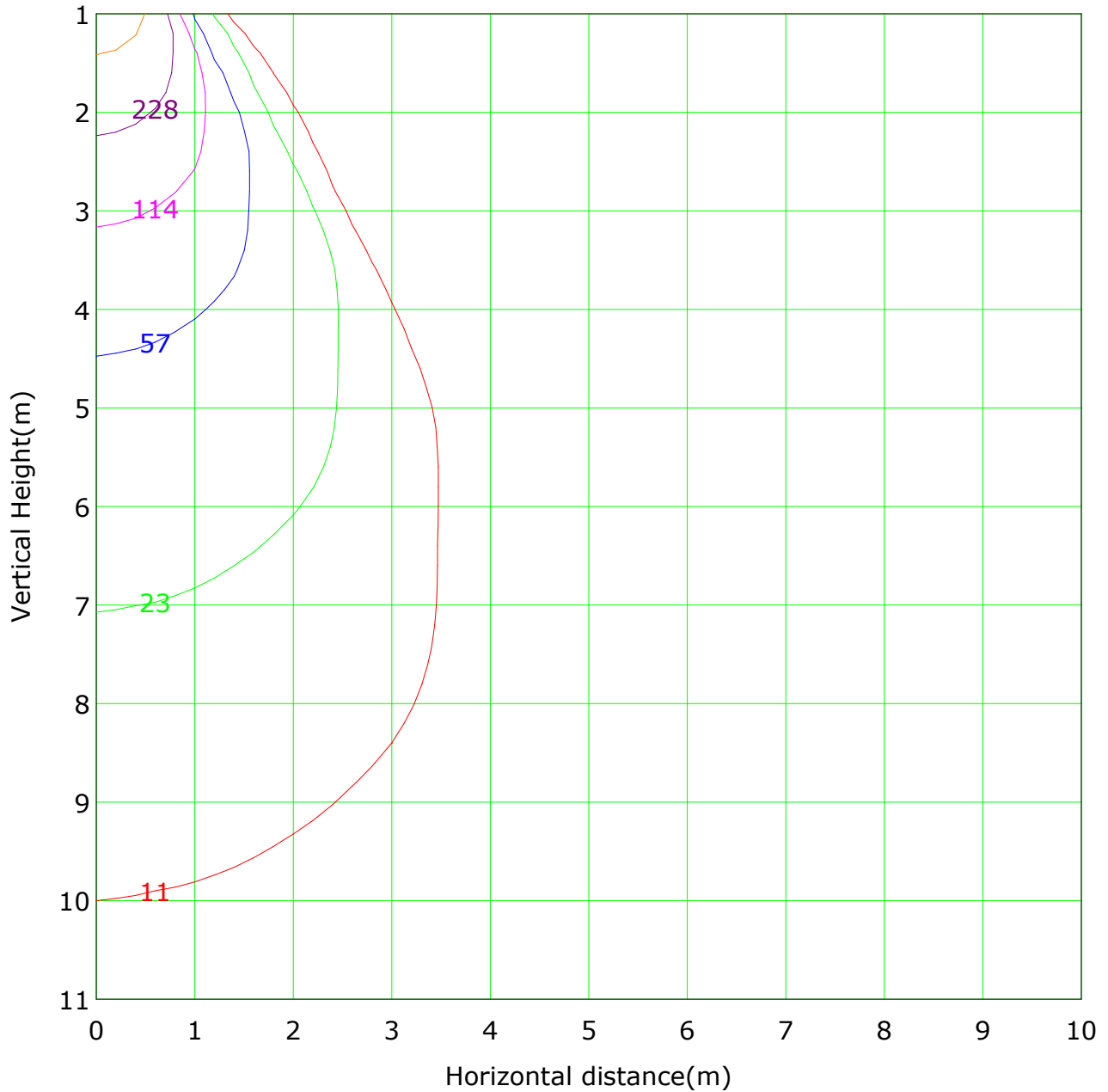
Test Device: GPM-1800B

Distance: 11.655 m [K=1.0000]

Humidity:

Inspector:

## Vertical IsoLux Plot



Lowest(m): 1.0m    Highest(m): 11.0m    Max Lux: 1137.5 lx

— ( 1%): 11.4 lx	— ( 2%): 22.8 lx
— ( 5%): 56.9 lx	— ( 10%): 113.8 lx
— ( 20%): 227.5 lx	— ( 50%): 568.8 lx
— (100%):1137.5 lx	

C Plane (°):0.0-360.0: 30.0  
Test Lab:  
Test Type: TYPE C  
Temperature:  
Operator:

Gamma Plane (°):0.0-180.0:1.0  
Test Device: GPM-1800B  
Distance: 11.655 m [K=1.0000]  
Humidity:  
Inspector:

**Area Flux Table**

Unit: lm

		Vertical plane																				
		-90	-80	-70	-60	-50	-40	-30	-20	-10	0	10	20	30	40	50	60	70	80	90	Flux(T)	Flux(E)
Horizontal plane	-90	0.0	0.0	0.0	0.0	0.0	0.0	0.0	0.0	0.0	0.0	0.0	0.0	0.0	0.0	0.0	0.0	0.0	0.0	0.0	0.0	0.0
	-80	0.0	0.0	0.0	0.0	0.0	0.0	0.0	0.0	0.0	0.0	0.0	0.0	0.0	0.0	0.0	0.0	0.0	0.0	0.0	0.0	0.0
	-70	0.0	0.0	0.0	0.0	0.0	0.0	0.0	0.0	0.0	0.0	0.1	0.1	0.0	0.0	0.0	0.0	0.0	0.0	0.0	0.3	0.0
	-60	0.0	0.0	0.0	0.0	0.0	0.0	0.0	0.1	0.1	0.3	0.4	0.2	0.0	0.1	0.1	0.0	0.0	0.0	0.0	2.1	0.0
	-50	0.0	0.0	0.0	0.0	0.0	0.0	0.1	0.3	0.3	0.3	1.8	1.2	0.6	0.6	0.2	0.1	0.0	0.0	0.0	4.5	0.0
	-40	0.0	0.0	0.0	0.0	0.0	0.0	0.3	1.1	1.1	4.4	9.2	7.2	1.9	1.9	0.6	0.2	0.1	0.0	0.0	42.1	0.0
	-30	0.0	0.0	0.0	0.0	0.0	0.0	1.7	5.0	4.4	13.7	19.2	14.6	4.4	4.4	0.6	0.4	0.1	0.0	0.0	105.6	0.0
	-20	0.0	0.0	0.0	0.0	0.0	0.1	5.0	11.7	13.7	24.4	29.4	21.1	6.8	6.8	2.5	0.6	0.4	0.1	0.0	164.9	0.0
	-10	0.0	0.0	0.0	0.0	0.0	0.1	11.7	17.2	24.4	30.0	29.7	24.0	8.2	8.2	3.2	0.7	0.6	0.1	0.0	196.0	0.0
	0	0.0	0.0	0.0	0.0	0.0	0.2	16.7	16.7	29.4	29.4	29.3	23.7	15.8	8.2	3.2	0.7	0.7	0.1	0.0	193.0	0.0
	10	0.0	0.0	0.0	0.0	0.0	0.1	10.9	10.9	23.0	28.3	25.7	20.3	13.3	6.6	2.5	0.5	0.5	0.1	0.0	158.5	0.0
	20	0.0	0.0	0.0	0.0	0.0	0.1	4.9	4.9	12.9	18.8	18.8	14.1	8.6	4.3	1.5	0.3	0.3	0.1	0.0	101.9	0.0
	30	0.0	0.0	0.0	0.0	0.0	0.3	1.8	1.8	4.5	8.0	9.0	6.9	3.9	1.9	0.6	0.2	0.2	0.1	0.0	41.7	0.0
	40	0.0	0.0	0.0	0.0	0.0	0.1	0.4	0.4	1.2	2.0	2.5	1.9	1.1	0.6	0.2	0.1	0.1	0.0	0.0	5.0	0.0
	50	0.0	0.0	0.0	0.0	0.0	0.0	0.1	0.1	0.2	0.3	0.4	0.4	0.2	0.1	0.1	0.0	0.0	0.0	0.0	0.0	0.0
	60	0.0	0.0	0.0	0.0	0.0	0.0	0.0	0.0	0.0	0.0	0.0	0.1	0.0	0.0	0.0	0.0	0.0	0.0	0.0	0.0	0.0
	70	0.0	0.0	0.0	0.0	0.0	0.0	0.0	0.0	0.0	0.0	0.0	0.1	0.0	0.0	0.0	0.0	0.0	0.0	0.0	0.0	0.0
	80	0.0	0.0	0.0	0.0	0.0	0.0	0.0	0.0	0.0	0.0	0.0	0.0	0.0	0.0	0.0	0.0	0.0	0.0	0.0	0.0	0.0
90	0.0	0.0	0.0	0.0	0.0	0.0	0.0	0.0	0.0	0.0	0.0	0.0	0.0	0.0	0.0	0.0	0.0	0.0	0.0	0.0	0.0	
																					1067	1013

C Plane (°):0.0-360.0: 30.0

Test Lab:

Test Type: TYPE C

Temperature:

Operator:

Gamma Plane (°):0.0-180.0:1.0

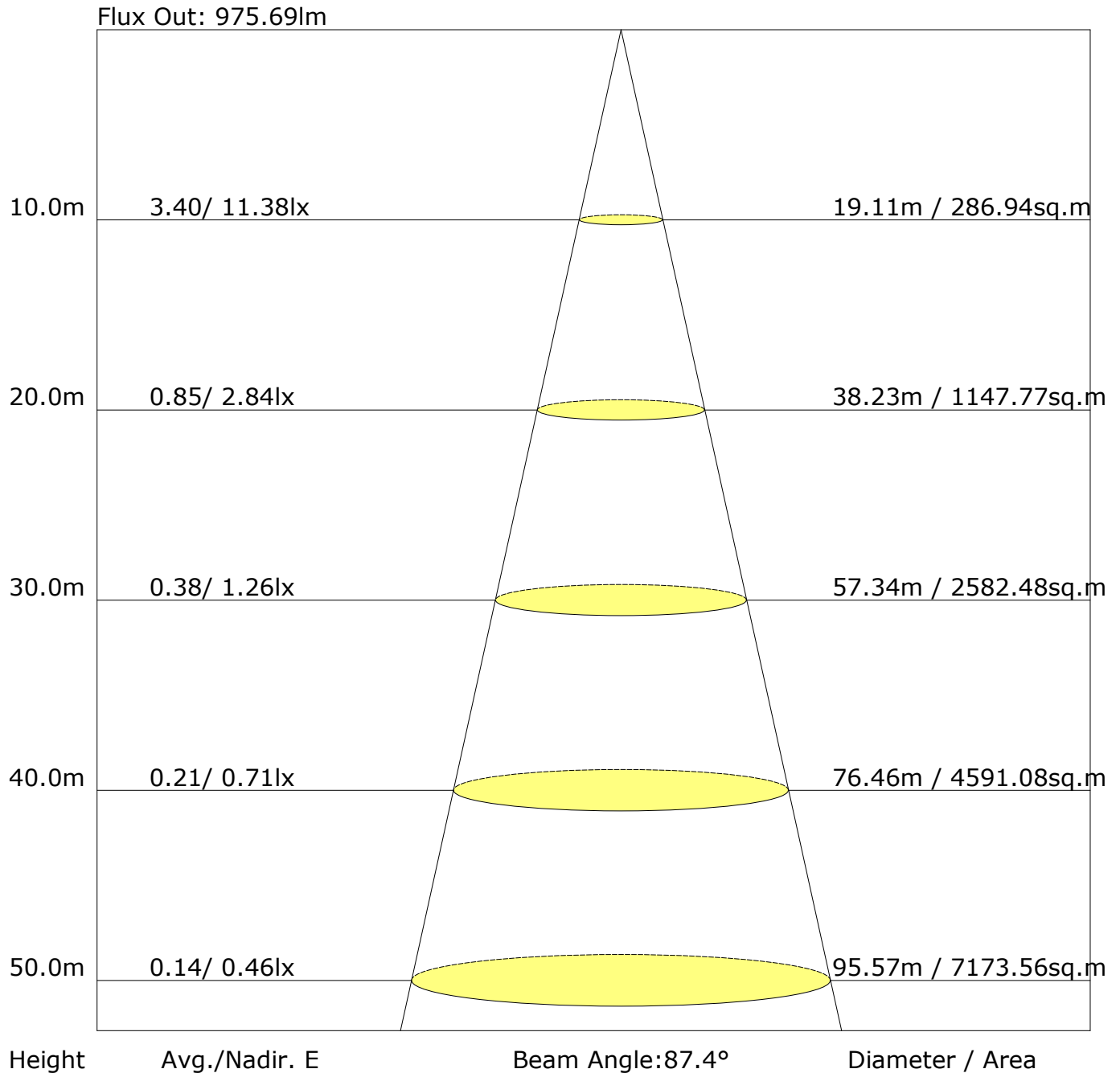
Test Device: GPM-1800B

Distance: 11.655 m [K=1.0000]

Humidity:

Inspector:

## The Average Illuminance Effective Figure



C Plane (°):0.0-360.0: 30.0  
Test Lab:  
Test Type: TYPE C  
Temperature:  
Operator:

Gamma Plane (°):0.0-180.0:1.0  
Test Device: GPM-1800B  
Distance: 11.655 m [K=1.0000]  
Humidity:  
Inspector:

## UGR Table

Reflectance:										
Ceiling (cavity)	0.7	0.7	0.5	0.5	0.3	0.7	0.7	0.5	0.5	0.3
Wall	0.5	0.3	0.5	0.3	0.3	0.5	0.3	0.5	0.3	0.3
Reference plane	0.2	0.2	0.2	0.2	0.2	0.2	0.2	0.2	0.2	0.2
Room dimensions	Viewed crosswise					Viewed endwise				
X=2H Y=2H	1.\$	1.\$	1.\$	1.\$	1.\$	1.\$	1.\$	1.\$	1.\$	1.\$
3H	1.\$	1.\$	1.\$	1.\$	1.\$	1.\$	1.\$	1.\$	1.\$	1.\$
4H	-1.\$	-1.\$	-1.\$	-1.\$	-1.\$	1.\$	1.\$	1.\$	1.\$	1.\$
6H	-1.\$	-1.\$	-1.\$	-1.\$	-1.\$	1.\$	1.\$	1.\$	1.\$	1.\$
8H	-1.\$	-1.\$	-1.\$	-1.\$	-1.\$	1.\$	1.\$	1.\$	1.\$	1.\$
12H	-1.\$	-1.\$	-1.\$	-1.\$	-1.\$	1.\$	1.\$	1.\$	1.\$	1.\$
X=4H Y=2H	-1.\$	-1.\$	-1.\$	-1.\$	-1.\$	1.\$	1.\$	1.\$	1.\$	1.\$
3H	-1.\$	-1.\$	-1.\$	-1.\$	-1.\$	1.\$	1.\$	1.\$	1.\$	1.\$
4H	-1.\$	-1.\$	-1.\$	-1.\$	-1.\$	1.\$	1.\$	1.\$	1.\$	1.\$
6H	-1.\$	-1.\$	-1.\$	-1.\$	-1.\$	1.\$	1.\$	1.\$	1.\$	1.\$
8H	-1.\$	-1.\$	-1.\$	-1.\$	-1.\$	1.\$	1.\$	1.\$	1.\$	1.\$
12H	-1.\$	-1.\$	-1.\$	-1.\$	-1.\$	1.\$	1.\$	1.\$	1.\$	1.\$
X=8H Y=4H	-1.\$	-1.\$	-1.\$	-1.\$	-1.\$	1.\$	1.\$	1.\$	1.\$	1.\$
6H	-1.\$	-1.\$	-1.\$	-1.\$	-1.\$	1.\$	1.\$	1.\$	1.\$	1.\$
8H	-1.\$	-1.\$	-1.\$	-1.\$	-1.\$	1.\$	1.\$	1.\$	1.\$	1.\$
12H	-1.\$	-1.\$	-1.\$	-1.\$	-1.\$	1.\$	1.\$	1.\$	1.\$	1.\$
X=12H Y=4H	-1.\$	-1.\$	-1.\$	-1.\$	-1.\$	1.\$	1.\$	1.\$	1.\$	1.\$
6H	-1.\$	-1.\$	-1.\$	-1.\$	-1.\$	1.\$	1.\$	1.\$	1.\$	1.\$
8H	-1.\$	-1.\$	-1.\$	-1.\$	-1.\$	1.\$	1.\$	1.\$	1.\$	1.\$

Calculate in accordance with CIE 190:2010 The table is revised with 1071lm ( $8\log(F/F_0) = 0.2$ ).

C Plane (°):0.0-360.0: 30.0  
 Test Lab:  
 Test Type: TYPE C  
 Temperature:  
 Operator:

Gamma Plane (°):0.0-180.0:1.0  
 Test Device: GPM-1800B  
 Distance: 11.655 m [K=1.0000]  
 Humidity:  
 Inspector:

**FLUX DISTRIBUTION TABLE BASED ON THE IESNA LUMINAIRE CLASSIFICATION SYSTEM**

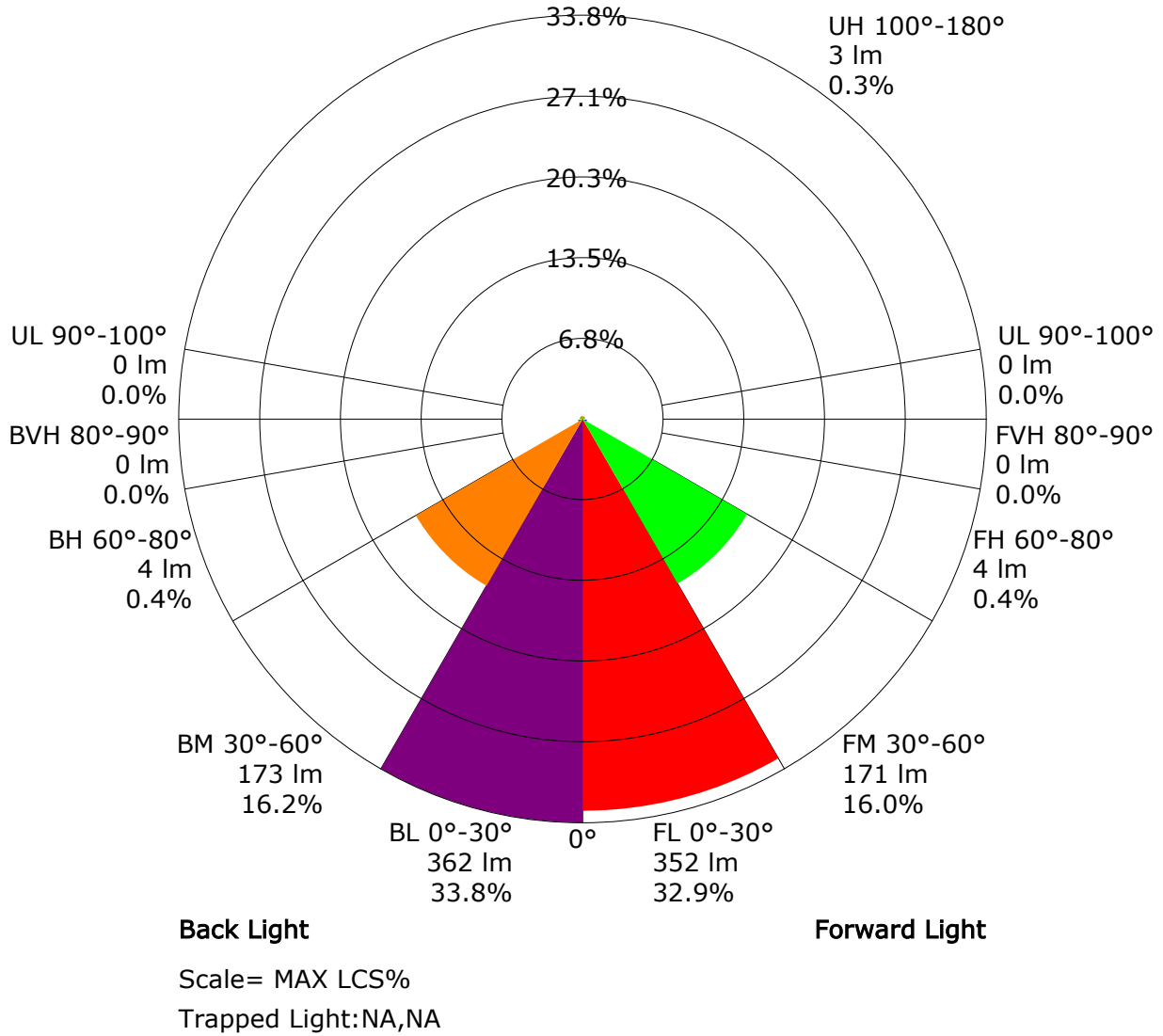
	ZONE	LUMENS	% LAMP LUMENS
	FORWARD LIGHT	528	49.3
	FL ( 0°-30°)	352	32.9
	FM (30°-60°)	171	16.0
	FH (60°-80°)	4	0.4
	FVH (80°-90°)	0	0.0
	BACK LIGHT	540	50.4
	BL ( 0°-30°)	362	33.8
	BM (30°-60°)	173	16.2
	BH (60°-80°)	4	0.4
	BVH (80°-90°)	0	0.0
	UP LIGHT	3	0.3
	UL (90°-100°)	0	0.0
	UH (100°-180°)	3	0.3
	TRAPPED LIGHT	NA	NA

BUG(Backlight,Uplight,Glare) Rating Base On TM-15-07	
Asymmetrical Luminaire Types (Type I,II,III,IV)	B1 U1 G0
Quadrilateral Symmetrical Luminaire Types (Type V,Area Light)	B1 U1 G0

C Plane (°):0.0-360.0: 30.0  
Test Lab:  
Test Type: TYPE C  
Temperature:  
Operator:

Gamma Plane (°):0.0-180.0:1.0  
Test Device: GPM-1800B  
Distance: 11.655 m [K=1.0000]  
Humidity:  
Inspector:

## LCS Graph





## Utilisation Factor Table(Floor cavity)

Utilisation Factors UF(F)			SHR NOM = 0.75									
Room Reflectance			Room Index(RI)									
Ceiling	Wall	Floor	0.75	1.00	1.25	1.50	2.00	2.50	3.00	4.00	5.00	
0.70	0.50	0.20	0.80	0.87	0.93	0.96	1.01	1.04	1.06	1.09	1.10	
	0.30		0.74	0.83	0.88	0.92	0.97	1.01	1.03	1.06	1.08	
	0.20		0.70	0.79	0.84	0.88	0.94	0.98	1.00	1.04	1.06	
0.50	0.50	0.20	0.78	0.86	0.90	0.94	0.98	1.01	1.02	1.05	1.06	
	0.30		0.73	0.81	0.86	0.90	0.95	0.98	1.00	1.03	1.04	
	0.20		0.70	0.78	0.83	0.87	0.92	0.96	0.98	1.01	1.03	
0.30	0.50	0.20	0.77	0.84	0.88	0.91	0.95	0.98	0.99	1.01	1.02	
	0.30		0.73	0.80	0.85	0.88	0.93	0.95	0.97	1.00	1.01	
	0.20		0.70	0.77	0.82	0.86	0.90	0.93	0.96	0.98	1.00	
0.00	0.00	0.00	0.68	0.75	0.80	0.83	0.87	0.90	0.92	0.94	0.95	
Rating:16W Photometrically tested without ceiling board. Multiply UF values by service correction factors Calculate in accordance with CIBSE Technical Memorandum NO.5 1980												

## Utilisation Factor Table(Wall)

Utilisation Factors UF(W)			SHR NOM = 0.75									
Room Reflectance			Room Index(RI)									
Ceiling	Wall	Floor	0.75	1.00	1.25	1.50	2.00	2.50	3.00	4.00	5.00	
0.70	0.50	0.20	0.66	0.53	0.44	0.38	0.29	0.24	0.20	0.16	0.13	
	0.30		0.55	0.45	0.38	0.33	0.27	0.22	0.19	0.15	0.12	
	0.20		0.47	0.39	0.34	0.30	0.24	0.20	0.18	0.14	0.12	
0.50	0.50	0.20	0.63	0.50	0.41	0.35	0.27	0.26	0.19	0.14	0.12	
	0.30		0.54	0.43	0.37	0.32	0.25	0.21	0.18	0.14	0.11	
	0.20		0.47	0.38	0.33	0.29	0.23	0.19	0.17	0.13	0.11	
0.30	0.50	0.20	0.61	0.47	0.39	0.33	0.26	0.21	0.18	0.13	0.11	
	0.30		0.52	0.42	0.35	0.30	0.24	0.19	0.16	0.13	0.10	
	0.20		0.46	0.37	0.32	0.28	0.22	0.18	0.16	0.12	0.10	
0.00	0.00	0.00	0.33	0.25	0.21	0.17	0.13	0.11	0.09	0.07	0.05	
<p>Rating:16W Photometrically tested without ceiling board.                      Multiply UF values by service correction factors                      Calculate in accordance with CIBSE Technical Memorandum NO.5 1980</p>												

## Utilisation Factor Table(Ceiling cavity)

Utilisation Factors UF(C)			SHR NOM = 0.75									
Room Reflectance			Room Index(RI)									
Ceiling	Wall	Floor	0.75	1.00	1.25	1.50	2.00	2.50	3.00	4.00	5.00	
0.70	0.50	0.20	0.14	0.15	0.16	0.17	0.18	0.19	0.20	0.21	0.21	
	0.30		0.09	0.11	0.13	0.14	0.15	0.17	0.18	0.19	0.20	
	0.20		0.06	0.08	0.10	0.11	0.13	0.15	0.16	0.17	0.18	
0.50	0.50	0.20	0.13	0.15	0.16	0.17	0.18	0.18	0.19	0.20	0.20	
	0.30		0.09	0.11	0.12	0.13	0.15	0.16	0.17	0.18	0.19	
	0.20		0.06	0.08	0.09	0.11	0.13	0.14	0.15	0.17	0.18	
0.30	0.50	0.20	0.13	0.14	0.15	0.16	0.17	0.18	0.18	0.19	0.19	
	0.30		0.09	0.11	0.12	0.13	0.15	0.16	0.17	0.18	0.18	
	0.20		0.06	0.08	0.09	0.11	0.12	0.14	0.15	0.16	0.17	
0.00	0.00	0.00	0.00	0.00	0.00	0.00	0.00	0.00	0.00	0.00	0.00	

Rating:16W Photometrically tested without ceiling board.  
 Multiply UF values by service correction factors  
 Calculate in accordance with CIBSE Technical Memorandum NO.5 1980

## Zonal Lumen

Gamma [°]	I <sub>mean</sub> [cd]	Zonal Flux [lm]	Sum Zonal Flux [lm]	Rel Zonal Flux [%]	Sum Rel Zonal Flux [%]
0.0-1.0	1134.8	1.1	1.1	0.10	0.10
1.0-2.0	1132.9	3.3	4.3	0.30	0.41
2.0-3.0	1129.3	5.4	9.7	0.50	0.91
3.0-4.0	1124.4	7.5	17.3	0.70	1.61
4.0-5.0	1119.0	9.6	26.9	0.90	2.51
5.0-6.0	1113.0	11.7	38.6	1.09	3.60
6.0-7.0	1105.8	13.7	52.3	1.28	4.89
7.0-8.0	1097.7	15.7	68.0	1.47	6.35
8.0-9.0	1088.8	17.6	85.7	1.65	8.00
9.0-10.0	1078.7	19.5	105.2	1.82	9.83
10.0-11.0	1067.8	21.3	126.5	1.99	11.82
11.0-12.0	1056.2	23.1	149.6	2.16	13.98
12.0-13.0	1043.7	24.8	174.4	2.31	16.29
13.0-14.0	1030.1	26.4	200.8	2.46	18.75
14.0-15.0	1014.8	27.9	228.6	2.60	21.35
15.0-16.0	998.4	29.3	257.9	2.73	24.09
16.0-17.0	980.2	30.5	288.4	2.85	26.94
17.0-18.0	958.2	31.6	320.0	2.95	29.89
18.0-19.0	933.7	32.5	352.5	3.03	32.92
19.0-20.0	907.2	33.2	385.7	3.10	36.03
20.0-21.0	877.8	33.7	419.4	3.15	39.17
21.0-22.0	845.5	34.0	453.4	3.17	42.35
22.0-23.0	811.6	34.1	487.5	3.18	45.53
23.0-24.0	777.6	34.0	521.5	3.18	48.70
24.0-25.0	744.9	33.9	555.3	3.16	51.87
25.0-26.0	713.9	33.7	589.1	3.15	55.02
26.0-27.0	677.6	33.2	622.2	3.10	58.11
27.0-28.0	634.0	32.1	654.3	3.00	61.11
28.0-29.0	588.0	30.8	685.1	2.87	63.98
29.0-30.0	539.5	29.1	714.2	2.72	66.70
30.0-31.0	491.9	27.4	741.6	2.56	69.26
31.0-32.0	451.0	25.8	767.4	2.41	71.68
32.0-33.0	417.3	24.6	792.0	2.30	73.97
33.0-34.0	387.0	23.4	815.4	2.19	76.16
34.0-35.0	357.2	22.2	837.6	2.07	78.23
35.0-36.0	327.9	20.9	858.5	1.95	80.18

C Plane (°):0.0-360.0: 30.0  
 Test Lab:  
 Test Type: TYPE C  
 Temperature:  
 Operator:

Gamma Plane (°):0.0-180.0:1.0  
 Test Device: GPM-1800B  
 Distance: 11.655 m [K=1.0000]  
 Humidity:  
 Inspector:

## Zonal Lumen (Continue 1)

Gamma [°]	Imean [cd]	Zonal Flux [lm]	Sum Zonal Flux [lm]	Rel Zonal Flux [%]	Sum Rel Zonal Flux [%]
36.0-37.0	299.2	19.5	878.0	1.82	82.00
37.0-38.0	271.8	18.1	896.2	1.69	83.70
38.0-39.0	245.9	16.8	913.0	1.57	85.27
39.0-40.0	222.1	15.5	928.4	1.45	86.71
40.0-41.0	200.5	14.3	942.7	1.33	88.05
41.0-42.0	181.0	13.2	955.9	1.23	89.27
42.0-43.0	162.9	12.1	967.9	1.13	90.40
43.0-44.0	145.0	10.9	978.9	1.02	91.42
44.0-45.0	128.5	9.9	988.8	0.92	92.35
45.0-46.0	114.2	8.9	997.7	0.83	93.18
46.0-47.0	101.3	8.1	1005.7	0.75	93.93
47.0-48.0	89.7	7.3	1013.0	0.68	94.61
48.0-49.0	79.5	6.5	1019.5	0.61	95.22
49.0-50.0	70.4	5.9	1025.4	0.55	95.77
50.0-51.0	62.4	5.3	1030.7	0.49	96.26
51.0-52.0	55.3	4.7	1035.4	0.44	96.70
52.0-53.0	48.8	4.2	1039.7	0.40	97.10
53.0-54.0	42.9	3.8	1043.5	0.35	97.45
54.0-55.0	37.5	3.3	1046.8	0.31	97.77
55.0-56.0	32.4	2.9	1049.7	0.27	98.04
56.0-57.0	27.9	2.5	1052.3	0.24	98.28
57.0-58.0	24.1	2.2	1054.5	0.21	98.49
58.0-59.0	20.8	1.9	1056.4	0.18	98.67
59.0-60.0	17.5	1.7	1058.1	0.15	98.82
60.0-61.0	14.7	1.4	1059.5	0.13	98.95
61.0-62.0	12.3	1.2	1060.7	0.11	99.06
62.0-63.0	10.3	1.0	1061.7	0.09	99.16
63.0-64.0	8.5	0.8	1062.5	0.08	99.24
64.0-65.0	7.1	0.7	1063.2	0.07	99.30
65.0-66.0	6.0	0.6	1063.8	0.06	99.36
66.0-67.0	5.0	0.5	1064.3	0.05	99.41
67.0-68.0	4.1	0.4	1064.8	0.04	99.44
68.0-69.0	3.4	0.3	1065.1	0.03	99.48
69.0-70.0	2.9	0.3	1065.4	0.03	99.50
70.0-71.0	2.4	0.3	1065.6	0.02	99.53
71.0-72.0	2.1	0.2	1065.9	0.02	99.55

C Plane (°):0.0-360.0: 30.0  
 Test Lab:  
 Test Type: TYPE C  
 Temperature:  
 Operator:

Gamma Plane (°):0.0-180.0:1.0  
 Test Device: GPM-1800B  
 Distance: 11.655 m [K=1.0000]  
 Humidity:  
 Inspector:

## Zonal Lumen (Continue 2)

Gamma [°]	I <sub>mean</sub> [cd]	Zonal Flux [lm]	Sum Zonal Flux [lm]	Rel Zonal Flux [%]	Sum Rel Zonal Flux [%]
72.0-73.0	1.9	0.2	1066.1	0.02	99.57
73.0-74.0	1.6	0.2	1066.2	0.02	99.58
74.0-75.0	1.4	0.1	1066.4	0.01	99.60
75.0-76.0	1.3	0.1	1066.5	0.01	99.61
76.0-77.0	1.2	0.1	1066.6	0.01	99.62
77.0-78.0	1.1	0.1	1066.8	0.01	99.63
78.0-79.0	1.1	0.1	1066.9	0.01	99.64
79.0-80.0	1.0	0.1	1067.0	0.01	99.65
80.0-81.0	0.9	0.1	1067.1	0.01	99.66
81.0-82.0	0.8	0.1	1067.2	0.01	99.67
82.0-83.0	0.7	0.1	1067.3	0.01	99.68
83.0-84.0	0.7	0.1	1067.3	0.01	99.69
84.0-85.0	0.6	0.1	1067.4	0.01	99.69
85.0-86.0	0.5	0.1	1067.5	0.01	99.70
86.0-87.0	0.5	0.1	1067.5	0.01	99.70
87.0-88.0	0.5	0.0	1067.6	0.00	99.71
88.0-89.0	0.4	0.0	1067.6	0.00	99.71
89.0-90.0	0.4	0.0	1067.7	0.00	99.71
90.0-91.0	0.3	0.0	1067.7	0.00	99.72
91.0-92.0	0.3	0.0	1067.7	0.00	99.72
92.0-93.0	0.3	0.0	1067.8	0.00	99.73
93.0-94.0	0.3	0.0	1067.8	0.00	99.73
94.0-95.0	0.2	0.0	1067.8	0.00	99.73
95.0-96.0	0.0	0.0	1067.8	0.00	99.73
96.0-97.0	0.0	0.0	1067.8	0.00	99.73
97.0-98.0	0.0	0.0	1067.8	0.00	99.73
98.0-99.0	0.0	0.0	1067.8	0.00	99.73
99.0-100.0	0.0	0.0	1067.8	0.00	99.73
100.0-101.0	0.0	0.0	1067.8	0.00	99.73
101.0-102.0	0.0	0.0	1067.8	0.00	99.73
102.0-103.0	0.0	0.0	1067.8	0.00	99.73
103.0-104.0	0.0	0.0	1067.8	0.00	99.73
104.0-105.0	0.0	0.0	1067.8	0.00	99.73
105.0-106.0	0.0	0.0	1067.8	0.00	99.73
106.0-107.0	0.0	0.0	1067.8	0.00	99.73
107.0-108.0	0.0	0.0	1067.8	0.00	99.73

C Plane (°):0.0-360.0: 30.0  
 Test Lab:  
 Test Type: TYPE C  
 Temperature:  
 Operator:

Gamma Plane (°):0.0-180.0:1.0  
 Test Device: GPM-1800B  
 Distance: 11.655 m [K=1.0000]  
 Humidity:  
 Inspector:

### Zonal Lumen (Continue 3)

Gamma [°]	I <sub>mean</sub> [cd]	Zonal Flux [lm]	Sum Zonal Flux [lm]	Rel Zonal Flux [%]	Sum Rel Zonal Flux [%]
108.0-109.0	0.0	0.0	1067.8	0.00	99.73
109.0-110.0	0.0	0.0	1067.8	0.00	99.73
110.0-111.0	0.0	0.0	1067.8	0.00	99.73
111.0-112.0	0.0	0.0	1067.8	0.00	99.73
112.0-113.0	0.0	0.0	1067.8	0.00	99.73
113.0-114.0	0.0	0.0	1067.8	0.00	99.73
114.0-115.0	0.0	0.0	1067.8	0.00	99.73
115.0-116.0	0.0	0.0	1067.8	0.00	99.73
116.0-117.0	0.0	0.0	1067.8	0.00	99.73
117.0-118.0	0.0	0.0	1067.8	0.00	99.73
118.0-119.0	0.0	0.0	1067.8	0.00	99.73
119.0-120.0	0.0	0.0	1067.8	0.00	99.73
120.0-121.0	0.0	0.0	1067.8	0.00	99.73
121.0-122.0	0.0	0.0	1067.8	0.00	99.73
122.0-123.0	0.0	0.0	1067.8	0.00	99.73
123.0-124.0	0.0	0.0	1067.8	0.00	99.73
124.0-125.0	0.0	0.0	1067.8	0.00	99.73
125.0-126.0	0.0	0.0	1067.8	0.00	99.73
126.0-127.0	0.0	0.0	1067.8	0.00	99.73
127.0-128.0	0.0	0.0	1067.8	0.00	99.73
128.0-129.0	0.0	0.0	1067.8	0.00	99.73
129.0-130.0	0.0	0.0	1067.8	0.00	99.73
130.0-131.0	0.0	0.0	1067.8	0.00	99.73
131.0-132.0	0.0	0.0	1067.8	0.00	99.73
132.0-133.0	0.0	0.0	1067.8	0.00	99.73
133.0-134.0	0.0	0.0	1067.8	0.00	99.73
134.0-135.0	0.0	0.0	1067.8	0.00	99.73
135.0-136.0	0.0	0.0	1067.8	0.00	99.73
136.0-137.0	0.0	0.0	1067.8	0.00	99.73
137.0-138.0	0.2	0.0	1067.8	0.00	99.73
138.0-139.0	0.3	0.0	1067.9	0.00	99.73
139.0-140.0	0.3	0.0	1067.9	0.00	99.74
140.0-141.0	0.4	0.0	1067.9	0.00	99.74
141.0-142.0	0.5	0.0	1067.9	0.00	99.74
142.0-143.0	0.6	0.0	1068.0	0.00	99.75
143.0-144.0	0.8	0.1	1068.0	0.00	99.75

C Plane (°):0.0-360.0: 30.0  
 Test Lab:  
 Test Type: TYPE C  
 Temperature:  
 Operator:

Gamma Plane (°):0.0-180.0:1.0  
 Test Device: GPM-1800B  
 Distance: 11.655 m [K=1.0000]  
 Humidity:  
 Inspector:

## Zonal Lumen (Continue 4)

Gamma [°]	I <sub>mean</sub> [cd]	Zonal Flux [lm]	Sum Zonal Flux [lm]	Rel Zonal Flux [%]	Sum Rel Zonal Flux [%]
144.0-145.0	0.9	0.1	1068.1	0.01	99.76
145.0-146.0	1.1	0.1	1068.2	0.01	99.76
146.0-147.0	1.2	0.1	1068.2	0.01	99.77
147.0-148.0	1.3	0.1	1068.3	0.01	99.78
148.0-149.0	1.5	0.1	1068.4	0.01	99.78
149.0-150.0	1.6	0.1	1068.5	0.01	99.79
150.0-151.0	1.7	0.1	1068.6	0.01	99.80
151.0-152.0	1.8	0.1	1068.7	0.01	99.81
152.0-153.0	1.9	0.1	1068.8	0.01	99.82
153.0-154.0	2.0	0.1	1068.9	0.01	99.83
154.0-155.0	2.2	0.1	1069.0	0.01	99.84
155.0-156.0	2.2	0.1	1069.1	0.01	99.85
156.0-157.0	2.3	0.1	1069.2	0.01	99.86
157.0-158.0	2.4	0.1	1069.3	0.01	99.87
158.0-159.0	2.6	0.1	1069.4	0.01	99.88
159.0-160.0	2.6	0.1	1069.5	0.01	99.89
160.0-161.0	2.7	0.1	1069.6	0.01	99.89
161.0-162.0	2.8	0.1	1069.7	0.01	99.90
162.0-163.0	2.9	0.1	1069.8	0.01	99.91
163.0-164.0	3.0	0.1	1069.9	0.01	99.92
164.0-165.0	3.1	0.1	1070.0	0.01	99.93
165.0-166.0	3.2	0.1	1070.0	0.01	99.94
166.0-167.0	3.3	0.1	1070.1	0.01	99.95
167.0-168.0	3.3	0.1	1070.2	0.01	99.95
168.0-169.0	3.4	0.1	1070.3	0.01	99.96
169.0-170.0	3.5	0.1	1070.3	0.01	99.97
170.0-171.0	3.6	0.1	1070.4	0.01	99.97
171.0-172.0	3.6	0.1	1070.5	0.01	99.98
172.0-173.0	3.7	0.1	1070.5	0.00	99.98
173.0-174.0	3.8	0.0	1070.6	0.00	99.99
174.0-175.0	3.8	0.0	1070.6	0.00	99.99
175.0-176.0	3.9	0.0	1070.6	0.00	99.99
176.0-177.0	3.9	0.0	1070.7	0.00	100.00
177.0-178.0	3.9	0.0	1070.7	0.00	100.00
178.0-179.0	4.0	0.0	1070.7	0.00	100.00
179.0-180.0	4.0	0.0	1070.7	0.00	100.00

C Plane (°):0.0-360.0: 30.0  
 Test Lab:  
 Test Type: TYPE C  
 Temperature:  
 Operator:

Gamma Plane (°):0.0-180.0:1.0  
 Test Device: GPM-1800B  
 Distance: 11.655 m [K=1.0000]  
 Humidity:  
 Inspector:



## Zonal Lumen (Continue 5)

cone flux(90°): 988.75 lm

%lum = 92.3%

%lamp = 92.3%

cone flux(120°): 1058.10 lm

%lum = 98.8%

%lamp = 98.8%

## Candlepower Table

Unit: cd

G\C	C0.0	C30.0	C60.0	C90.0	C120.0	C150.0	C180.0	C210.0	C240.0	C270.0
G0.0	1137.5	1136.5	1135.2	1133.6	1133.9	1134.2	1137.5	1136.5	1135.2	1133.6
G1.0	1134.1	1133.7	1132.1	1131.8	1132.6	1135.4	1140.0	1138.0	1137.2	1135.0
G2.0	1128.7	1128.0	1128.5	1127.4	1131.5	1133.4	1140.0	1136.5	1136.0	1133.3
G3.0	1123.4	1123.5	1123.9	1124.4	1128.6	1129.9	1133.1	1133.5	1132.3	1129.2
G4.0	1113.8	1117.7	1117.6	1118.2	1124.0	1125.6	1128.4	1129.8	1128.9	1125.5
G5.0	1113.8	1111.3	1110.4	1110.9	1118.2	1120.1	1123.0	1124.1	1125.2	1120.4
G6.0	1104.7	1104.4	1101.3	1103.3	1111.0	1115.5	1117.0	1118.7	1119.8	1114.8
G7.0	1095.6	1093.5	1090.6	1094.8	1103.3	1109.8	1111.7	1112.1	1112.8	1107.7
G8.0	1087.1	1082.8	1078.9	1086.2	1094.9	1104.4	1105.1	1104.2	1104.9	1101.3
G9.0	1075.9	1071.9	1067.4	1075.0	1085.3	1096.6	1095.5	1096.9	1095.9	1093.1
G10.0	1064.0	1060.0	1054.6	1060.7	1074.9	1086.2	1086.9	1089.6	1089.3	1084.6
G11.0	1049.3	1045.1	1041.2	1048.6	1063.1	1073.3	1077.7	1082.0	1079.8	1075.9
G12.0	1035.9	1032.4	1027.2	1035.6	1049.9	1063.0	1065.9	1071.3	1073.9	1063.8
G13.0	1022.3	1018.6	1013.1	1021.3	1036.2	1049.7	1053.8	1057.5	1063.6	1053.8
G14.0	1006.9	1003.5	998.7	1006.1	1019.8	1034.7	1038.6	1044.8	1052.0	1041.6
G15.0	990.3	985.6	982.2	988.3	1002.2	1017.4	1022.5	1030.9	1037.1	1026.4
G16.0	973.0	969.0	964.2	972.8	987.2	1001.2	1006.5	1017.5	1021.6	1008.7
G17.0	954.4	951.3	948.2	956.0	969.6	984.2	989.0	998.9	995.8	981.8
G18.0	937.2	934.3	932.5	937.0	950.0	965.7	969.4	975.7	962.0	940.3
G19.0	919.1	918.8	917.6	921.1	933.0	945.1	951.5	943.5	926.7	901.5
G20.0	897.8	898.4	896.5	903.7	916.0	928.0	930.8	911.6	883.4	858.3
G21.0	873.1	881.6	878.7	885.3	898.7	909.7	906.0	869.6	834.1	807.1
G22.0	846.6	863.7	862.7	864.0	879.5	890.5	878.2	822.3	781.0	748.9
G23.0	818.6	844.3	840.5	844.4	861.1	869.9	844.4	778.9	728.3	695.0
G24.0	782.8	824.0	820.4	823.7	841.3	849.4	808.0	725.8	681.9	648.6
G25.0	745.5	804.1	797.8	802.5	821.3	828.7	766.9	684.4	645.6	610.0
G26.0	704.3	783.3	773.7	779.9	798.0	803.7	723.1	649.2	609.6	578.2
G27.0	661.3	758.6	748.9	753.2	775.0	776.3	681.2	616.0	545.2	500.8
G28.0	617.5	730.8	720.1	726.7	751.6	745.0	634.9	582.0	447.8	425.7
G29.0	580.9	701.8	695.8	699.4	728.3	711.3	602.4	532.7	365.9	340.0
G30.0	548.2	667.7	669.0	673.2	703.0	673.0	572.8	445.8	282.6	250.3
G31.0	517.1	636.5	642.0	643.4	677.9	633.8	541.7	364.9	219.4	193.1
G32.0	485.6	595.3	611.4	615.9	649.6	596.5	512.7	293.0	184.5	170.1
G33.0	460.1	558.7	582.7	590.3	621.3	561.1	488.5	239.3	170.5	153.0
G34.0	429.2	520.5	556.5	563.4	595.1	526.1	440.0	196.7	152.7	137.1
G35.0	390.9	482.7	529.3	534.4	563.0	490.6	388.9	173.2	135.3	119.4
G36.0	339.4	446.4	503.4	507.3	533.5	462.9	324.3	156.4	115.4	100.1

C Plane (°):0.0-360.0: 30.0  
 Test Lab:  
 Test Type: TYPE C  
 Temperature:  
 Operator:

Gamma Plane (°):0.0-180.0:1.0  
 Test Device: GPM-1800B  
 Distance: 11.655 m [K=1.0000]  
 Humidity:  
 Inspector:

## Candlepower Table (Continue 1)

Unit: cd

G\C	C0.0	C30.0	C60.0	C90.0	C120.0	C150.0	C180.0	C210.0	C240.0	C270.0
G37.0	294.4	414.9	472.6	481.0	501.2	437.3	265.0	141.1	95.4	82.4
G38.0	249.4	383.6	446.2	453.9	468.4	410.5	219.5	126.2	77.1	64.0
G39.0	207.2	358.0	418.3	425.4	432.2	386.3	185.3	110.3	58.6	48.2
G40.0	175.0	331.9	385.3	398.8	397.4	362.4	162.9	94.6	44.9	33.1
G41.0	151.1	305.5	355.3	373.7	365.7	335.3	145.1	78.1	31.0	24.3
G42.0	136.3	282.8	327.3	348.8	336.5	305.7	132.6	67.3	18.7	14.0
G43.0	124.1	260.7	299.6	324.9	307.2	264.8	121.4	51.5	12.6	7.2
G44.0	111.5	227.6	272.2	300.4	283.6	225.5	109.1	39.9	5.8	3.2
G45.0	100.1	201.5	249.6	278.3	261.6	190.0	97.4	29.9	2.6	0.0
G46.0	89.5	175.1	230.4	257.4	242.1	159.4	85.7	20.8	0.0	0.0
G47.0	79.0	149.8	212.2	236.0	220.9	133.7	75.5	14.7	0.0	0.0
G48.0	67.9	123.7	194.7	214.8	203.6	116.3	65.1	9.3	0.0	0.0
G49.0	60.2	104.9	177.9	193.3	187.5	102.3	56.6	6.4	0.0	0.0
G50.0	51.2	89.3	162.9	173.2	170.6	91.3	43.8	3.9	0.0	0.0
G51.0	44.0	76.5	146.8	155.2	154.6	80.7	38.5	2.7	0.0	0.0
G52.0	35.8	68.4	134.6	141.8	137.0	71.6	28.3	2.5	0.0	0.0
G53.0	29.5	59.0	121.3	130.8	116.6	62.5	23.1	2.0	0.0	0.0
G54.0	22.9	51.4	108.7	120.4	102.3	54.4	16.6	1.9	0.0	0.0
G55.0	18.5	44.7	91.5	111.3	87.0	47.6	13.4	2.0	0.0	0.0
G56.0	13.4	38.6	77.2	101.3	73.1	40.8	9.7	1.8	0.0	0.0
G57.0	11.0	33.1	65.3	92.5	62.2	35.6	6.6	1.5	0.0	0.0
G58.0	8.2	28.9	54.8	84.7	52.5	30.6	5.6	1.4	0.0	0.0
G59.0	5.9	25.1	45.2	73.4	45.4	26.3	4.7	1.3	0.0	0.0
G60.0	5.0	21.6	37.4	59.4	39.4	21.1	4.4	0.9	0.0	0.0
G61.0	4.0	18.9	32.2	48.1	34.2	18.0	4.0	0.0	0.0	0.0
G62.0	3.8	15.7	27.4	38.8	29.1	14.2	3.7	0.0	0.0	0.0
G63.0	3.3	13.3	22.9	32.1	24.4	11.7	3.4	0.0	0.0	0.0
G64.0	3.0	10.4	19.1	26.9	20.8	9.0	3.3	0.0	0.0	0.0
G65.0	2.8	8.9	16.1	22.5	17.6	7.5	2.9	0.0	0.0	0.0
G66.0	2.6	6.6	13.9	18.9	15.6	5.9	2.7	0.0	0.0	0.0
G67.0	2.4	5.7	11.7	14.9	12.7	4.6	2.4	0.0	0.0	0.0
G68.0	2.0	4.2	9.9	11.8	10.4	4.0	2.1	0.0	0.0	0.0
G69.0	2.0	3.8	8.2	9.3	8.7	3.7	1.9	0.0	0.0	0.0
G70.0	1.6	3.4	6.6	8.0	6.9	3.4	1.6	0.0	0.0	0.0
G71.0	1.3	3.1	5.6	6.6	5.7	3.1	1.4	0.0	0.0	0.0
G72.0	1.1	2.8	4.9	5.6	4.9	2.9	1.1	0.0	0.0	0.0
G73.0	1.0	2.7	4.3	5.2	4.2	2.8	0.9	0.0	0.0	0.0

C Plane (°):0.0-360.0: 30.0

Test Lab:

Test Type: TYPE C

Temperature:

Operator:

Gamma Plane (°):0.0-180.0:1.0

Test Device: GPM-1800B

Distance: 11.655 m [K=1.0000]

Humidity:

Inspector:

## Candlepower Table (Continue 2)

Unit: cd

G\C	C0.0	C30.0	C60.0	C90.0	C120.0	C150.0	C180.0	C210.0	C240.0	C270.0
G74.0	0.0	2.6	4.0	4.6	3.8	2.5	0.0	0.0	0.0	0.0
G75.0	0.0	2.4	4.0	4.0	3.5	2.3	0.0	0.0	0.0	0.0
G76.0	0.0	2.1	3.8	3.7	3.3	2.0	0.0	0.0	0.0	0.0
G77.0	0.0	2.0	3.6	3.4	3.1	1.9	0.0	0.0	0.0	0.0
G78.0	0.0	2.0	3.4	3.4	3.0	1.7	0.0	0.0	0.0	0.0
G79.0	0.0	1.7	3.3	3.2	2.9	1.5	0.0	0.0	0.0	0.0
G80.0	0.0	1.4	3.2	3.2	2.7	1.2	0.0	0.0	0.0	0.0
G81.0	0.0	1.4	3.0	2.9	2.6	1.1	0.0	0.0	0.0	0.0
G82.0	0.0	1.3	2.7	2.8	2.4	0.0	0.0	0.0	0.0	0.0
G83.0	0.0	1.1	2.7	2.7	2.1	0.0	0.0	0.0	0.0	0.0
G84.0	0.0	1.0	2.3	2.4	2.1	0.0	0.0	0.0	0.0	0.0
G85.0	0.0	0.0	2.2	2.3	2.1	0.0	0.0	0.0	0.0	0.0
G86.0	0.0	0.0	2.2	2.2	1.8	0.0	0.0	0.0	0.0	0.0
G87.0	0.0	0.0	2.0	1.9	1.7	0.0	0.0	0.0	0.0	0.0
G88.0	0.0	0.0	1.8	1.8	1.7	0.0	0.0	0.0	0.0	0.0
G89.0	0.0	0.0	1.7	1.7	1.5	0.0	0.0	0.0	0.0	0.0
G90.0	0.0	0.0	1.5	1.4	1.4	0.0	0.0	0.0	0.0	0.0
G91.0	0.0	0.0	1.4	1.3	1.3	0.0	0.0	0.0	0.0	0.0
G92.0	0.0	0.0	1.4	1.4	1.2	0.0	0.0	0.0	0.0	0.0
G93.0	0.0	0.0	1.4	1.3	1.1	0.0	0.0	0.0	0.0	0.0
G94.0	0.0	0.0	1.1	1.0	1.0	0.0	0.0	0.0	0.0	0.0
G95.0	0.0	0.0	0.9	0.0	0.0	0.0	0.0	0.0	0.0	0.0
G96.0	0.0	0.0	0.0	0.0	0.0	0.0	0.0	0.0	0.0	0.0
G97.0	0.0	0.0	0.0	0.0	0.0	0.0	0.0	0.0	0.0	0.0
G98.0	0.0	0.0	0.0	0.0	0.0	0.0	0.0	0.0	0.0	0.0
G99.0	0.0	0.0	0.0	0.0	0.0	0.0	0.0	0.0	0.0	0.0
G100.0	0.0	0.0	0.0	0.0	0.0	0.0	0.0	0.0	0.0	0.0
G101.0	0.0	0.0	0.0	0.0	0.0	0.0	0.0	0.0	0.0	0.0
G102.0	0.0	0.0	0.0	0.0	0.0	0.0	0.0	0.0	0.0	0.0
G103.0	0.0	0.0	0.0	0.0	0.0	0.0	0.0	0.0	0.0	0.0
G104.0	0.0	0.0	0.0	0.0	0.0	0.0	0.0	0.0	0.0	0.0
G105.0	0.0	0.0	0.0	0.0	0.0	0.0	0.0	0.0	0.0	0.0
G106.0	0.0	0.0	0.0	0.0	0.0	0.0	0.0	0.0	0.0	0.0
G107.0	0.0	0.0	0.0	0.0	0.0	0.0	0.0	0.0	0.0	0.0
G108.0	0.0	0.0	0.0	0.0	0.0	0.0	0.0	0.0	0.0	0.0
G109.0	0.0	0.0	0.0	0.0	0.0	0.0	0.0	0.0	0.0	0.0
G110.0	0.0	0.0	0.0	0.0	0.0	0.0	0.0	0.0	0.0	0.0

C Plane (°):0.0-360.0: 30.0

Test Lab:

Test Type: TYPE C

Temperature:

Operator:

Gamma Plane (°):0.0-180.0:1.0

Test Device: GPM-1800B

Distance: 11.655 m [K=1.0000]

Humidity:

Inspector:

## Candlepower Table (Continue 3)

Unit: cd

G\C	C0.0	C30.0	C60.0	C90.0	C120.0	C150.0	C180.0	C210.0	C240.0	C270.0
G111.0	0.0	0.0	0.0	0.0	0.0	0.0	0.0	0.0	0.0	0.0
G112.0	0.0	0.0	0.0	0.0	0.0	0.0	0.0	0.0	0.0	0.0
G113.0	0.0	0.0	0.0	0.0	0.0	0.0	0.0	0.0	0.0	0.0
G114.0	0.0	0.0	0.0	0.0	0.0	0.0	0.0	0.0	0.0	0.0
G115.0	0.0	0.0	0.0	0.0	0.0	0.0	0.0	0.0	0.0	0.0
G116.0	0.0	0.0	0.0	0.0	0.0	0.0	0.0	0.0	0.0	0.0
G117.0	0.0	0.0	0.0	0.0	0.0	0.0	0.0	0.0	0.0	0.0
G118.0	0.0	0.0	0.0	0.0	0.0	0.0	0.0	0.0	0.0	0.0
G119.0	0.0	0.0	0.0	0.0	0.0	0.0	0.0	0.0	0.0	0.0
G120.0	0.0	0.0	0.0	0.0	0.0	0.0	0.0	0.0	0.0	0.0
G121.0	0.0	0.0	0.0	0.0	0.0	0.0	0.0	0.0	0.0	0.0
G122.0	0.0	0.0	0.0	0.0	0.0	0.0	0.0	0.0	0.0	0.0
G123.0	0.0	0.0	0.0	0.0	0.0	0.0	0.0	0.0	0.0	0.0
G124.0	0.0	0.0	0.0	0.0	0.0	0.0	0.0	0.0	0.0	0.0
G125.0	0.0	0.0	0.0	0.0	0.0	0.0	0.0	0.0	0.0	0.0
G126.0	0.0	0.0	0.0	0.0	0.0	0.0	0.0	0.0	0.0	0.0
G127.0	0.0	0.0	0.0	0.0	0.0	0.0	0.0	0.0	0.0	0.0
G128.0	0.0	0.0	0.0	0.0	0.0	0.0	0.0	0.0	0.0	0.0
G129.0	0.0	0.0	0.0	0.0	0.0	0.0	0.0	0.0	0.0	0.0
G130.0	0.0	0.0	0.0	0.0	0.0	0.0	0.0	0.0	0.0	0.0
G131.0	0.0	0.0	0.0	0.0	0.0	0.0	0.0	0.0	0.0	0.0
G132.0	0.0	0.0	0.0	0.0	0.0	0.0	0.0	0.0	0.0	0.0
G133.0	0.0	0.0	0.0	0.0	0.0	0.0	0.0	0.0	0.0	0.0
G134.0	0.0	0.0	0.0	0.0	0.0	0.0	0.0	0.0	0.0	0.0
G135.0	0.0	0.0	0.0	0.0	0.0	0.0	0.0	0.0	0.0	0.0
G136.0	0.0	0.0	0.0	0.0	0.0	0.0	0.0	0.0	0.0	0.0
G137.0	0.0	0.0	0.0	0.0	0.0	0.0	0.0	0.0	0.0	0.9
G138.0	0.0	0.0	0.0	0.0	0.0	0.0	0.0	0.0	0.0	0.9
G139.0	0.0	0.0	0.0	0.0	0.0	0.0	0.0	0.0	1.0	1.0
G140.0	0.0	0.0	0.0	0.0	0.0	0.0	0.0	0.0	1.1	1.2
G141.0	0.0	0.0	0.0	0.0	0.0	0.0	0.0	0.9	1.2	1.3
G142.0	0.0	0.0	0.0	0.0	0.0	0.0	0.0	1.1	1.2	1.4
G143.0	1.0	0.0	0.0	0.0	0.0	0.0	1.1	1.2	1.3	1.5
G144.0	1.2	0.0	0.0	0.0	0.0	0.0	1.1	1.3	1.2	1.6
G145.0	1.3	0.0	0.0	0.0	1.0	0.0	1.2	1.5	1.4	1.7
G146.0	1.3	1.0	1.0	0.0	1.1	0.0	1.3	1.5	1.5	1.8
G147.0	1.4	1.0	0.0	0.0	1.3	0.0	1.5	1.6	1.7	2.0

C Plane (°):0.0-360.0: 30.0  
 Test Lab:  
 Test Type: TYPE C  
 Temperature:  
 Operator:

Gamma Plane (°):0.0-180.0:1.0  
 Test Device: GPM-1800B  
 Distance: 11.655 m [K=1.0000]  
 Humidity:  
 Inspector:

## Candlepower Table (Continue 4)

Unit: cd

G\C	C0.0	C30.0	C60.0	C90.0	C120.0	C150.0	C180.0	C210.0	C240.0	C270.0
G148.0	1.5	1.3	1.1	0.0	1.2	1.0	1.5	1.6	1.7	2.0
G149.0	1.6	1.4	1.2	0.0	1.4	1.2	1.7	1.7	1.9	2.2
G150.0	1.7	1.4	1.4	1.0	1.4	1.3	1.9	1.8	1.9	2.3
G151.0	1.7	1.5	1.4	1.0	1.5	1.4	1.8	2.0	2.0	2.3
G152.0	1.8	1.6	1.5	1.1	1.7	1.6	1.9	2.1	2.0	2.4
G153.0	1.9	1.8	1.6	1.2	1.8	1.7	2.0	2.1	2.2	2.6
G154.0	2.1	1.8	1.8	1.4	2.0	1.7	2.0	2.2	2.3	2.6
G155.0	2.1	1.9	1.9	1.5	2.1	1.9	2.1	2.5	2.5	2.7
G156.0	2.1	2.1	2.0	1.6	2.1	1.7	2.3	2.5	2.4	2.8
G157.0	2.3	2.3	2.1	1.7	2.2	1.8	2.3	2.6	2.6	2.9
G158.0	2.3	2.4	2.1	1.9	2.3	2.0	2.5	2.7	2.6	3.0
G159.0	2.4	2.4	2.2	2.0	2.5	2.1	2.6	2.9	2.8	3.0
G160.0	2.6	2.5	2.2	2.0	2.5	2.0	2.7	2.9	2.8	3.2
G161.0	2.8	2.7	2.4	2.0	2.6	2.2	2.8	3.2	3.0	3.4
G162.0	3.0	2.5	2.6	2.1	2.6	2.4	2.9	3.1	3.1	3.5
G163.0	3.2	2.6	2.5	2.1	2.7	2.4	2.9	3.1	3.2	3.5
G164.0	3.2	2.7	2.6	2.4	2.8	2.5	3.0	3.4	3.3	3.6
G165.0	3.1	2.8	2.7	2.6	2.9	2.6	3.2	3.4	3.3	3.7
G166.0	3.2	3.0	2.8	2.7	3.1	2.8	3.3	3.4	3.5	3.7
G167.0	3.3	3.0	3.0	2.7	3.1	2.8	3.3	3.4	3.5	3.8
G168.0	3.3	3.1	3.0	2.7	3.3	2.8	3.4	3.5	3.5	3.8
G169.0	3.5	3.2	3.1	3.0	3.4	2.9	3.6	3.6	3.6	4.0
G170.0	3.5	3.4	3.1	3.0	3.6	3.1	3.7	3.7	3.5	4.0
G171.0	3.6	3.4	3.3	3.1	3.5	3.2	3.9	3.9	3.6	4.2
G172.0	3.6	3.5	3.4	3.1	3.5	3.3	3.7	3.8	3.6	4.1
G173.0	3.7	3.6	3.5	3.3	3.5	3.4	3.9	3.9	3.7	4.1
G174.0	3.7	3.6	3.7	3.4	4.0	3.3	4.0	4.0	3.8	4.2
G175.0	3.8	3.7	3.6	3.6	4.0	3.3	4.0	4.0	3.9	4.2
G176.0	3.8	3.8	3.7	3.6	4.1	3.7	4.0	4.0	4.0	4.1
G177.0	3.9	4.0	3.8	3.7	4.2	3.7	4.0	4.0	4.0	4.0
G178.0	4.0	4.0	4.0	3.7	4.0	3.6	4.1	4.0	3.9	3.9
G179.0	3.9	4.0	4.1	3.8	4.0	3.7	4.3	3.8	4.0	3.9
G180.0	4.0	4.1	3.8	3.8	4.2	3.9	4.4	3.9	4.0	3.9

C Plane (°):0.0-360.0: 30.0  
 Test Lab:  
 Test Type: TYPE C  
 Temperature:  
 Operator:

Gamma Plane (°):0.0-180.0:1.0  
 Test Device: GPM-1800B  
 Distance: 11.655 m [K=1.0000]  
 Humidity:  
 Inspector:

## Candlepower Table (Continue 5)

Unit: cd

G\C	C300.0	C330.0	C360.0						
G0.0	1133.9	1134.2	1137.5						
G1.0	1132.1	1130.2	1134.1						
G2.0	1128.2	1126.9	1128.7						
G3.0	1124.0	1119.3	1123.4						
G4.0	1118.8	1112.8	1113.8						
G5.0	1112.1	1106.2	1113.8						
G6.0	1106.4	1099.3	1104.7						
G7.0	1098.5	1091.7	1095.6						
G8.0	1091.1	1082.2	1087.1						
G9.0	1082.0	1071.7	1075.9						
G10.0	1072.4	1058.8	1064.0						
G11.0	1062.1	1046.4	1049.3						
G12.0	1051.7	1032.6	1035.9						
G13.0	1038.4	1018.3	1022.3						
G14.0	1025.1	1003.5	1006.9						
G15.0	1008.5	988.1	990.3						
G16.0	989.5	971.7	973.0						
G17.0	961.1	951.0	954.4						
G18.0	926.0	926.0	937.2						
G19.0	883.0	891.7	919.1						
G20.0	838.3	856.3	897.8						
G21.0	786.5	818.6	873.1						
G22.0	733.5	771.7	846.6						
G23.0	685.7	723.6	818.6						
G24.0	647.7	673.3	782.8						
G25.0	611.2	634.0	745.5						
G26.0	577.5	601.0	704.3						
G27.0	493.8	571.3	661.3						
G28.0	413.9	538.6	617.5						
G29.0	326.1	493.5	580.9						
G30.0	257.1	427.1	548.2						
G31.0	207.2	358.1	517.1						
G32.0	180.4	292.8	485.6						
G33.0	165.2	237.3	460.1						
G34.0	147.4	196.3	429.2						
G35.0	130.6	173.1	390.9						
G36.0	112.4	157.2	339.4						

C Plane (°):0.0-360.0: 30.0  
 Test Lab:  
 Test Type: TYPE C  
 Temperature:  
 Operator:

Gamma Plane (°):0.0-180.0:1.0  
 Test Device: GPM-1800B  
 Distance: 11.655 m [K=1.0000]  
 Humidity:  
 Inspector:

## Candlepower Table (Continue 6)

Unit: cd

G\C	C300.0	C330.0	C360.0							
G37.0	94.4	141.8	294.4							
G38.0	75.4	126.7	249.4							
G39.0	58.5	111.5	207.2							
G40.0	44.8	98.9	175.0							
G41.0	32.5	84.3	151.1							
G42.0	20.4	71.7	136.3							
G43.0	13.3	59.9	124.1							
G44.0	6.2	46.5	111.5							
G45.0	3.9	36.8	100.1							
G46.0	1.5	27.6	89.5							
G47.0	1.3	19.0	79.0							
G48.0	0.0	14.9	67.9							
G49.0	0.0	9.1	60.2							
G50.0	0.0	6.4	51.2							
G51.0	0.0	5.0	44.0							
G52.0	0.0	3.8	35.8							
G53.0	0.0	3.4	29.5							
G54.0	0.0	3.0	22.9							
G55.0	0.0	2.8	18.5							
G56.0	0.0	2.6	13.4							
G57.0	0.0	2.4	11.0							
G58.0	0.0	2.0	8.2							
G59.0	0.0	1.9	5.9							
G60.0	0.0	1.9	5.0							
G61.0	0.0	1.7	4.0							
G62.0	0.0	1.4	3.8							
G63.0	0.0	1.3	3.3							
G64.0	0.0	0.0	3.0							
G65.0	0.0	0.0	2.8							
G66.0	0.0	0.0	2.6							
G67.0	0.0	0.0	2.4							
G68.0	0.0	0.0	2.0							
G69.0	0.0	0.0	2.0							
G70.0	0.0	0.0	1.6							
G71.0	0.0	0.0	1.3							
G72.0	0.0	0.0	1.1							
G73.0	0.0	0.0	1.0							

C Plane (°):0.0-360.0: 30.0  
 Test Lab:  
 Test Type: TYPE C  
 Temperature:  
 Operator:

Gamma Plane (°):0.0-180.0:1.0  
 Test Device: GPM-1800B  
 Distance: 11.655 m [K=1.0000]  
 Humidity:  
 Inspector:



## Candlepower Table (Continue 7)

Unit: cd

G\C	C300.0	C330.0	C360.0							
G74.0	0.0	0.0	0.0							
G75.0	0.0	0.0	0.0							
G76.0	0.0	0.0	0.0							
G77.0	0.0	0.0	0.0							
G78.0	0.0	0.0	0.0							
G79.0	0.0	0.0	0.0							
G80.0	0.0	0.0	0.0							
G81.0	0.0	0.0	0.0							
G82.0	0.0	0.0	0.0							
G83.0	0.0	0.0	0.0							
G84.0	0.0	0.0	0.0							
G85.0	0.0	0.0	0.0							
G86.0	0.0	0.0	0.0							
G87.0	0.0	0.0	0.0							
G88.0	0.0	0.0	0.0							
G89.0	0.0	0.0	0.0							
G90.0	0.0	0.0	0.0							
G91.0	0.0	0.0	0.0							
G92.0	0.0	0.0	0.0							
G93.0	0.0	0.0	0.0							
G94.0	0.0	0.0	0.0							
G95.0	0.0	0.0	0.0							
G96.0	0.0	0.0	0.0							
G97.0	0.0	0.0	0.0							
G98.0	0.0	0.0	0.0							
G99.0	0.0	0.0	0.0							
G100.0	0.0	0.0	0.0							
G101.0	0.0	0.0	0.0							
G102.0	0.0	0.0	0.0							
G103.0	0.0	0.0	0.0							
G104.0	0.0	0.0	0.0							
G105.0	0.0	0.0	0.0							
G106.0	0.0	0.0	0.0							
G107.0	0.0	0.0	0.0							
G108.0	0.0	0.0	0.0							
G109.0	0.0	0.0	0.0							
G110.0	0.0	0.0	0.0							

C Plane (°):0.0-360.0: 30.0  
 Test Lab:  
 Test Type: TYPE C  
 Temperature:  
 Operator:

Gamma Plane (°):0.0-180.0:1.0  
 Test Device: GPM-1800B  
 Distance: 11.655 m [K=1.0000]  
 Humidity:  
 Inspector:

## Candlepower Table (Continue 8)

Unit: cd

G\C	C300.0	C330.0	C360.0						
G111.0	0.0	0.0	0.0						
G112.0	0.0	0.0	0.0						
G113.0	0.0	0.0	0.0						
G114.0	0.0	0.0	0.0						
G115.0	0.0	0.0	0.0						
G116.0	0.0	0.0	0.0						
G117.0	0.0	0.0	0.0						
G118.0	0.0	0.0	0.0						
G119.0	0.0	0.0	0.0						
G120.0	0.0	0.0	0.0						
G121.0	0.0	0.0	0.0						
G122.0	0.0	0.0	0.0						
G123.0	0.0	0.0	0.0						
G124.0	0.0	0.0	0.0						
G125.0	0.0	0.0	0.0						
G126.0	0.0	0.0	0.0						
G127.0	0.0	0.0	0.0						
G128.0	0.0	0.0	0.0						
G129.0	0.0	0.0	0.0						
G130.0	0.0	0.0	0.0						
G131.0	0.0	0.0	0.0						
G132.0	0.0	0.0	0.0						
G133.0	0.0	0.0	0.0						
G134.0	0.0	0.0	0.0						
G135.0	0.0	0.0	0.0						
G136.0	0.0	0.0	0.0						
G137.0	0.0	0.0	0.0						
G138.0	1.0	1.0	0.0						
G139.0	1.0	1.0	0.0						
G140.0	1.0	1.1	0.0						
G141.0	1.2	1.3	0.0						
G142.0	1.4	1.4	0.0						
G143.0	1.5	1.4	1.0						
G144.0	1.8	1.5	1.2						
G145.0	1.8	1.7	1.3						
G146.0	1.7	1.8	1.3						
G147.0	1.7	1.9	1.4						

C Plane (°):0.0-360.0: 30.0  
 Test Lab:  
 Test Type: TYPE C  
 Temperature:  
 Operator:

Gamma Plane (°):0.0-180.0:1.0  
 Test Device: GPM-1800B  
 Distance: 11.655 m [K=1.0000]  
 Humidity:  
 Inspector:

## Candlepower Table (Continue 9)

Unit: cd

G\C	C300.0	C330.0	C360.0							
G148.0	1.9	2.0	1.5							
G149.0	2.2	2.1	1.6							
G150.0	2.1	2.3	1.7							
G151.0	2.3	2.5	1.7							
G152.0	2.3	2.5	1.8							
G153.0	2.4	2.6	1.9							
G154.0	2.6	2.6	2.1							
G155.0	2.6	2.8	2.1							
G156.0	2.7	3.0	2.1							
G157.0	3.0	3.0	2.3							
G158.0	3.0	3.2	2.3							
G159.0	3.1	3.3	2.4							
G160.0	3.1	3.3	2.6							
G161.0	3.2	3.4	2.8							
G162.0	3.4	3.4	3.0							
G163.0	3.5	3.5	3.2							
G164.0	3.7	3.7	3.2							
G165.0	3.9	3.9	3.1							
G166.0	3.9	4.0	3.2							
G167.0	3.9	3.8	3.3							
G168.0	3.6	3.7	3.3							
G169.0	3.6	3.8	3.5							
G170.0	3.8	3.8	3.5							
G171.0	3.8	3.8	3.6							
G172.0	3.9	3.9	3.6							
G173.0	3.9	3.9	3.7							
G174.0	3.9	4.3	3.7							
G175.0	3.9	4.3	3.8							
G176.0	3.9	4.3	3.8							
G177.0	4.0	4.0	3.9							
G178.0	4.0	4.0	4.0							
G179.0	4.0	4.3	3.9							
G180.0	4.2	4.4	4.0							

C Plane (°):0.0-360.0: 30.0  
 Test Lab:  
 Test Type: TYPE C  
 Temperature:  
 Operator:

Gamma Plane (°):0.0-180.0:1.0  
 Test Device: GPM-1800B  
 Distance: 11.655 m [K=1.0000]  
 Humidity:  
 Inspector:

## LED Average Luminance Report

Avg.L	cd/m <sup>2</sup>
L 0-180(65) av	1.#J
L 0-180(75) av	-1.#J
L 0-180(85) av	-1.#J
L 90-270(65) av	1.#J
L 90-270(75) av	1.#J
L 90-270(85) av	1.#J
L 45(65) av	1.#J
L 45(75) av	1.#J
L 45(85) av	1.#J

Standard: GB/T 29293-2012