

Report No.:

Test Time: 2020-11-6 12:08

Luminaire Property

Luminaire Manufacturer:

Luminaire Description: MLS026W12V27KD60 (不帶帽沿CXM-7-27-80, 7.02W 二次)

Lamp Catalog: CXM-7-27-80-36

Lamp Description: DDC10WB12S-160

Voltage: 11.9 V

Current: 0.627 A

Power: 6.92 W

Power Factor: 0.925

Volt Amps: 7.47 VA

Photometric Results

CIE Class: Direct

Total Rated Lamp Lumens: 491.8 lm

Measurement Flux: 491.8 lm

Efficiency: 100%

Downward Ratio: 99%

Upward Ratio: 1%

Horizontal Diffuse Angle(10%,50%,75%,100%): H84.4,H50.9,H34,H0

Vertical Diffuse Angle(10%,50%,75%,100%): V83.3,V50.5,V33.1,V1

Luminaire Efficacy Rating (LER): 71.12

Central Intensity: 627.1 cd


Max. Intensity: 628.72 cd

Pos of Max. Intensity: H60 V1

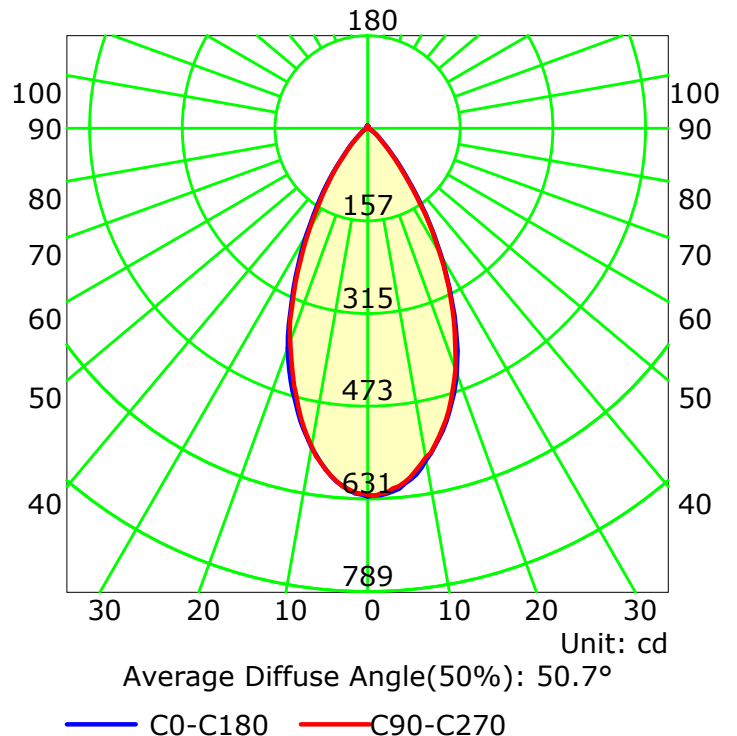
S/MH(C0/C180): 0.79

S/MH(C90/C270): 0.78

Picture Of Luminaire



Luminous Intensity Distribution Curve



C Plane (°):0.0-360.0: 30.0

Test Lab:

Test Type: TYPE C

Temperature:

Operator:

Gamma Plane (°):0.0-180.0:1.0

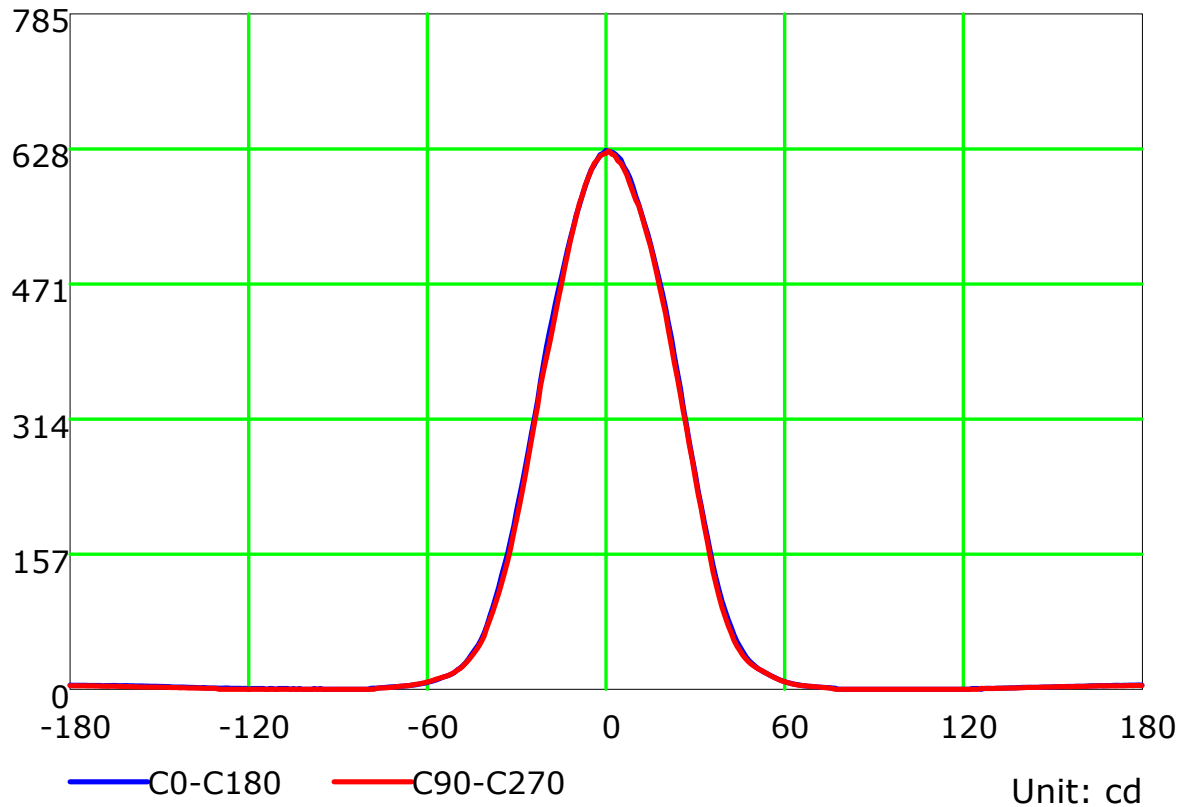
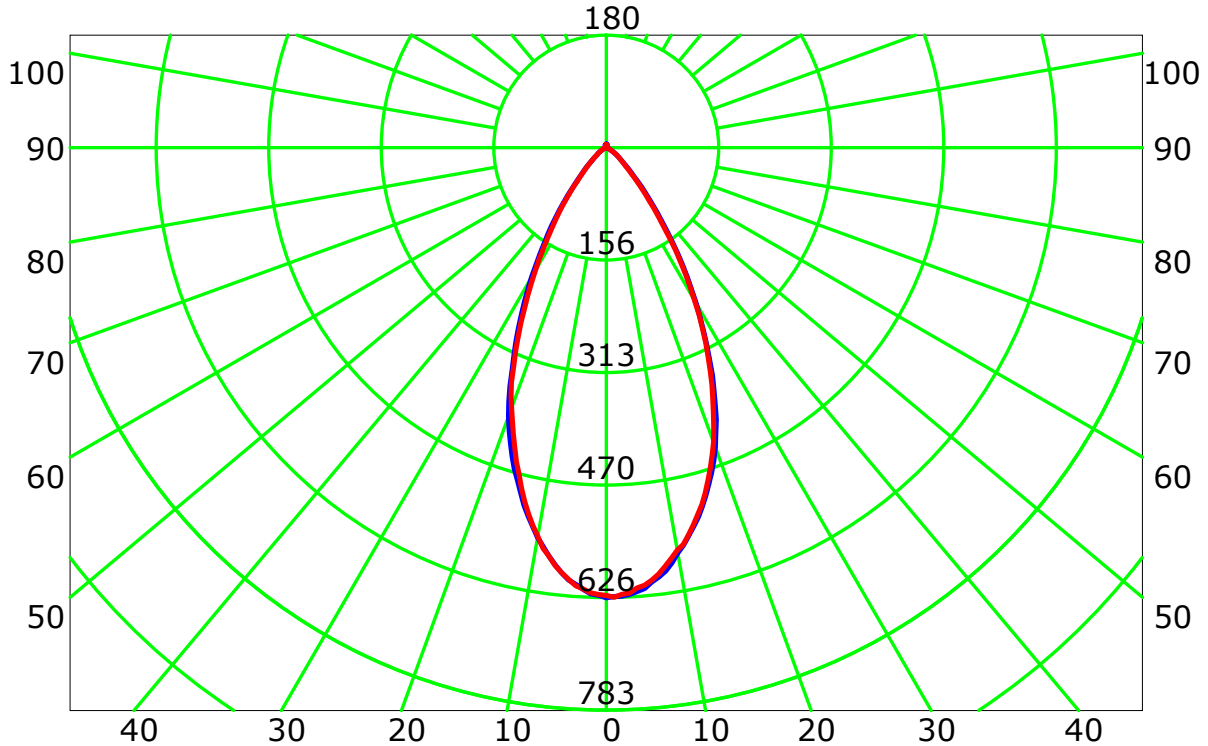
Test Device: GPM-1800B

Distance: 11.573 m [K=1.0000]

Humidity:

Inspector:

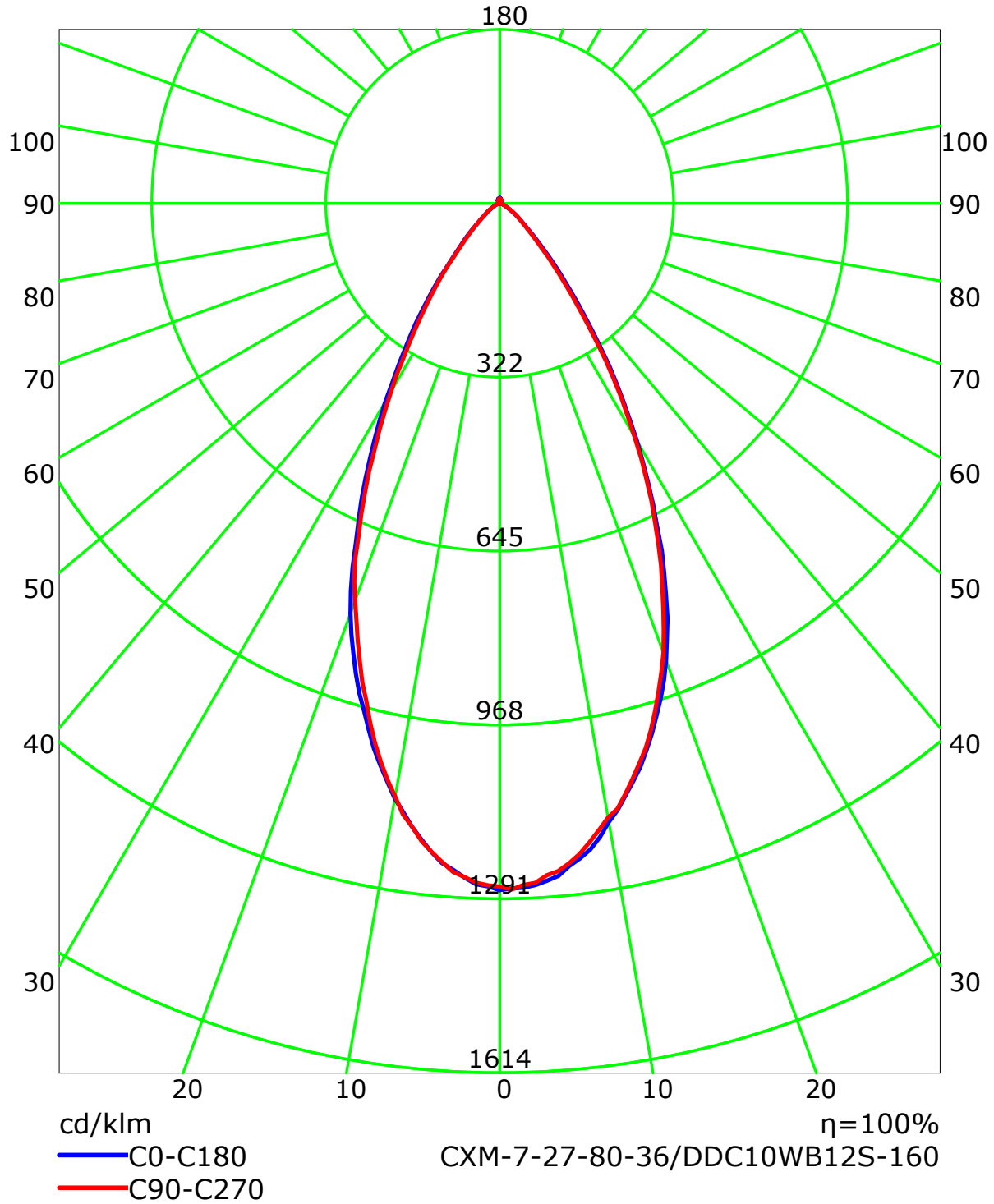
Luminous Intensity Distribution Curve



C Plane (°):0.0-360.0: 30.0
 Test Lab:
 Test Type: TYPE C
 Temperature:
 Operator:

Gamma Plane (°):0.0-180.0:1.0
 Test Device: GPM-1800B
 Distance: 11.573 m [K=1.0000]
 Humidity:
 Inspector:

Luminous Intensity Distribution Curve(cd/klm)



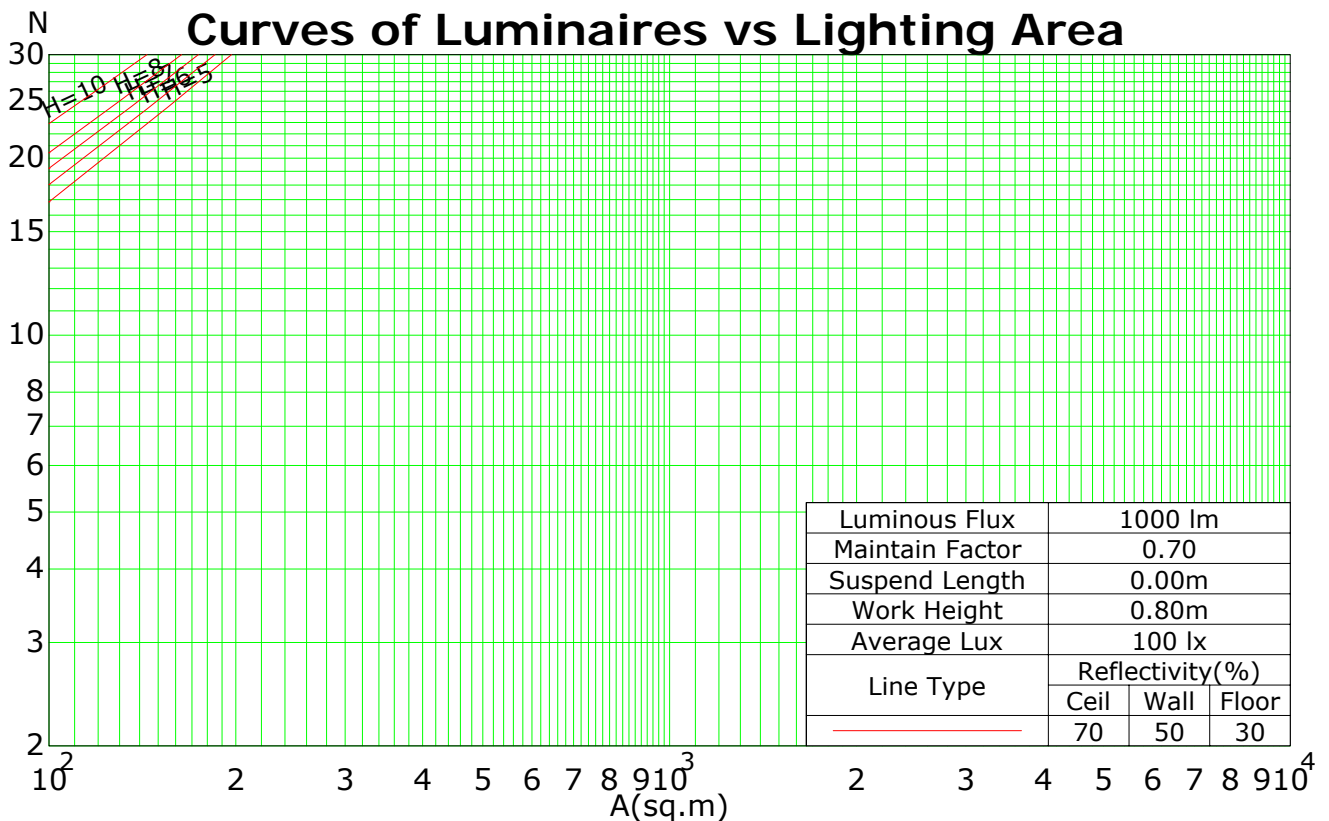
C Plane (°):0.0-360.0: 30.0
 Test Lab:
 Test Type: TYPE C
 Temperature:
 Operator:

Gamma Plane (°):0.0-180.0:1.0
 Test Device: GPM-1800B
 Distance: 11.573 m [K=1.0000]
 Humidity:
 Inspector:

Coefficients Of Utilization - Zonal Cavity Method

RC	0.8	0.8	0.8	0.8	0.7	0.7	0.7	0.7	0.5	0.5	0.5	0.3	0.3	0.3	0.1	0.1	0.1	0
RW	0.7	0.5	0.3	0.1	0.7	0.5	0.3	0.1	0.5	0.3	0.1	0.5	0.3	0.1	0.5	0.3	0.1	0
RCR	RF = 0.2																	
0	119	119	119	119	116	116	116	116	110	110	110	105	105	105	101	101	101	99
1	113	110	108	105	110	108	106	104	104	102	100	100	98	97	96	95	94	92
2	107	102	98	95	105	100	97	93	97	94	91	94	91	89	91	89	87	85
3	102	95	90	86	100	94	89	85	91	87	84	88	85	82	86	83	81	79
4	96	89	83	79	94	87	82	78	85	81	77	83	79	76	81	78	75	73
5	91	83	77	73	90	82	76	72	80	75	71	78	74	71	76	73	70	68
6	87	78	72	67	85	77	71	67	75	70	66	74	69	66	72	68	65	64
7	83	73	67	63	81	72	67	63	71	66	62	70	65	62	68	64	61	60
8	79	69	63	59	77	68	63	59	67	62	58	66	61	58	65	61	58	56
9	75	65	59	55	74	65	59	55	63	58	55	63	58	54	62	57	54	53
10	71	62	56	52	70	61	56	52	60	55	52	59	55	51	59	54	51	50

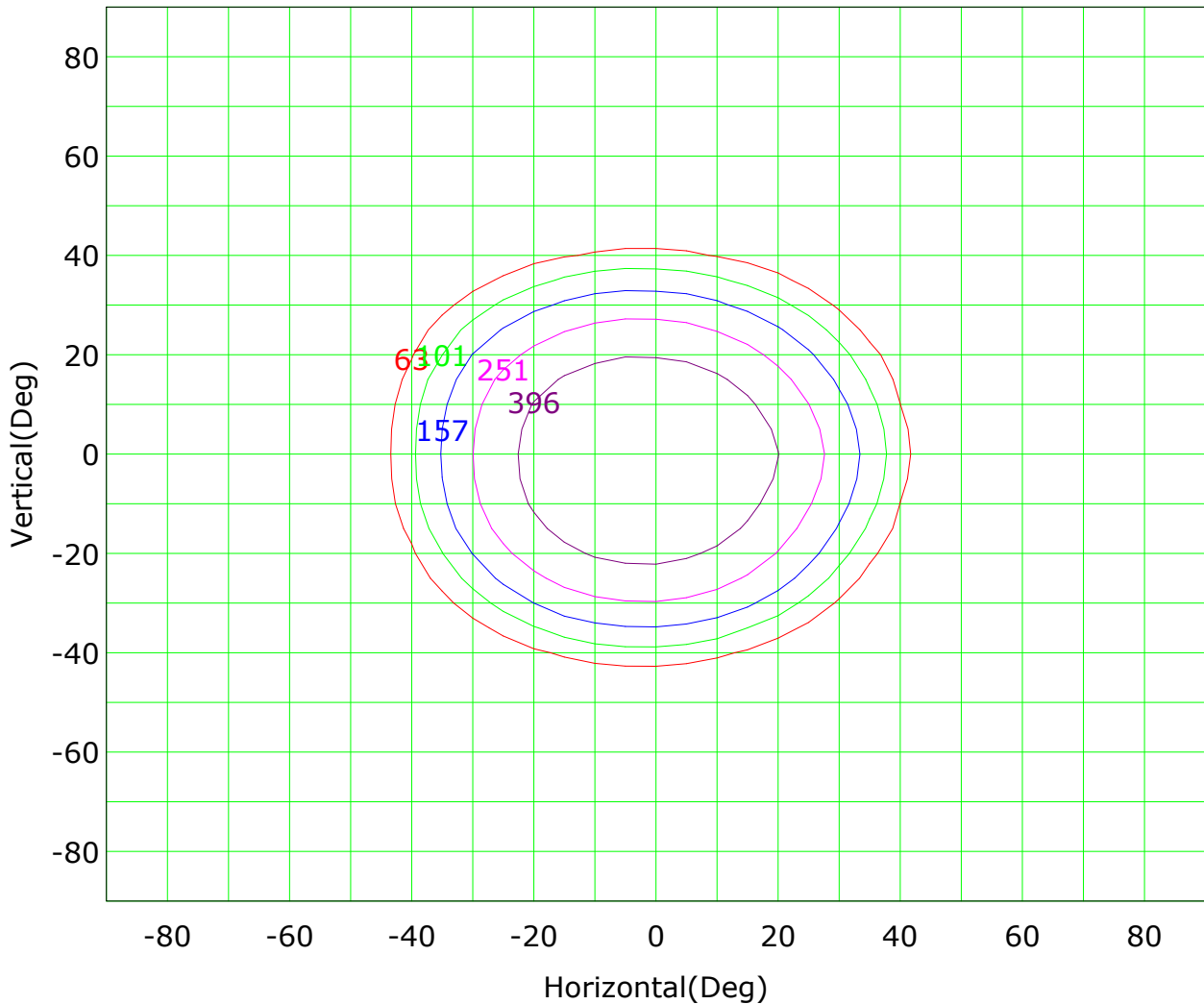
Spacing Criteria (0-180): 0.79
 Spacing Criteria (90-270): 0.78
 Spacing Criteria (Diagonal): 0.80



C Plane (°):0.0-360.0: 30.0
 Test Lab:
 Test Type: TYPE C
 Temperature:
 Operator:

Gamma Plane (°):0.0-180.0:1.0
 Test Device: GPM-1800B
 Distance: 11.573 m [K=1.0000]
 Humidity:
 Inspector:

Isocandela (rectangle)



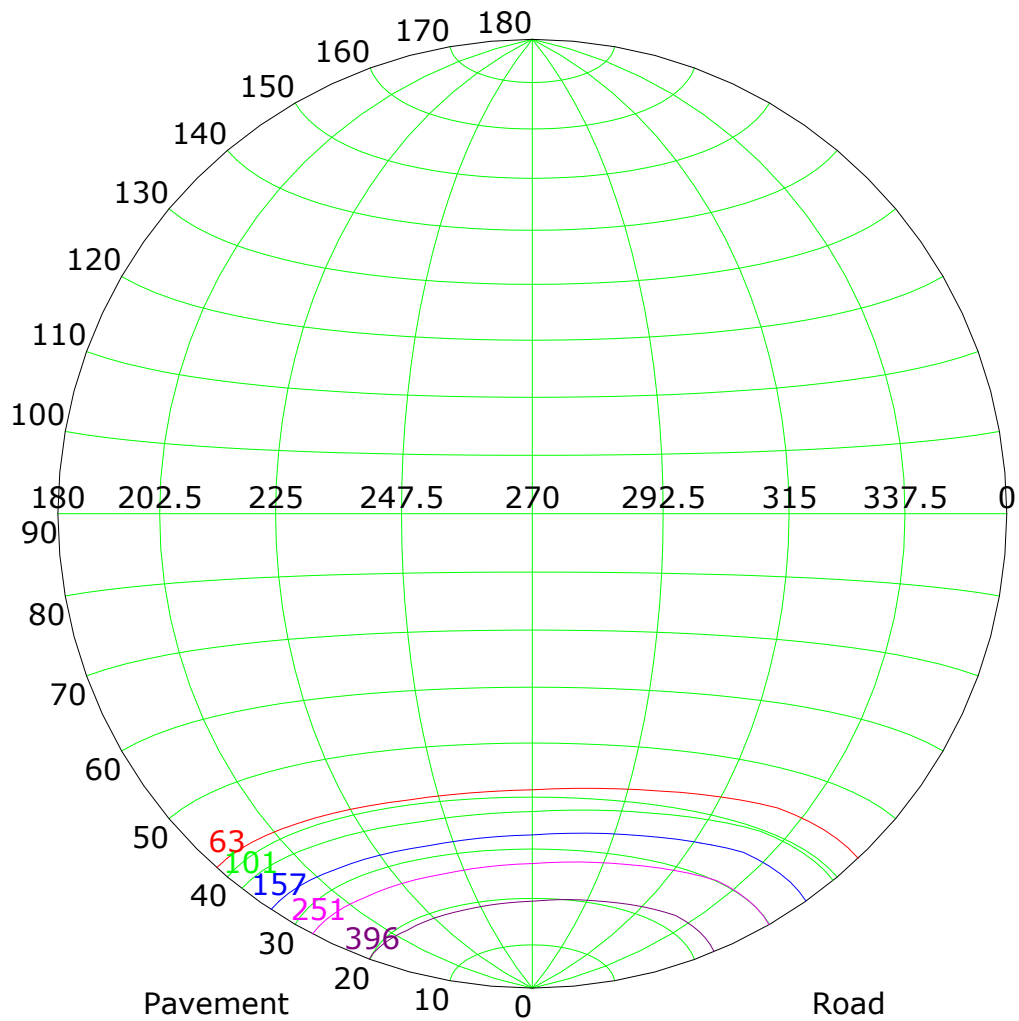
Imax (100%): 629 cd

— (10%):	63 cd	— (16%):	101 cd
— (25%):	157 cd	— (40%):	251 cd
— (63%):	396 cd	— (100%):	629 cd

C Plane (°):0.0-360.0: 30.0
 Test Lab:
 Test Type: TYPE C
 Temperature:
 Operator:

Gamma Plane (°):0.0-180.0:1.0
 Test Device: GPM-1800B
 Distance: 11.573 m [K=1.0000]
 Humidity:
 Inspector:

Isocandela (sphere)



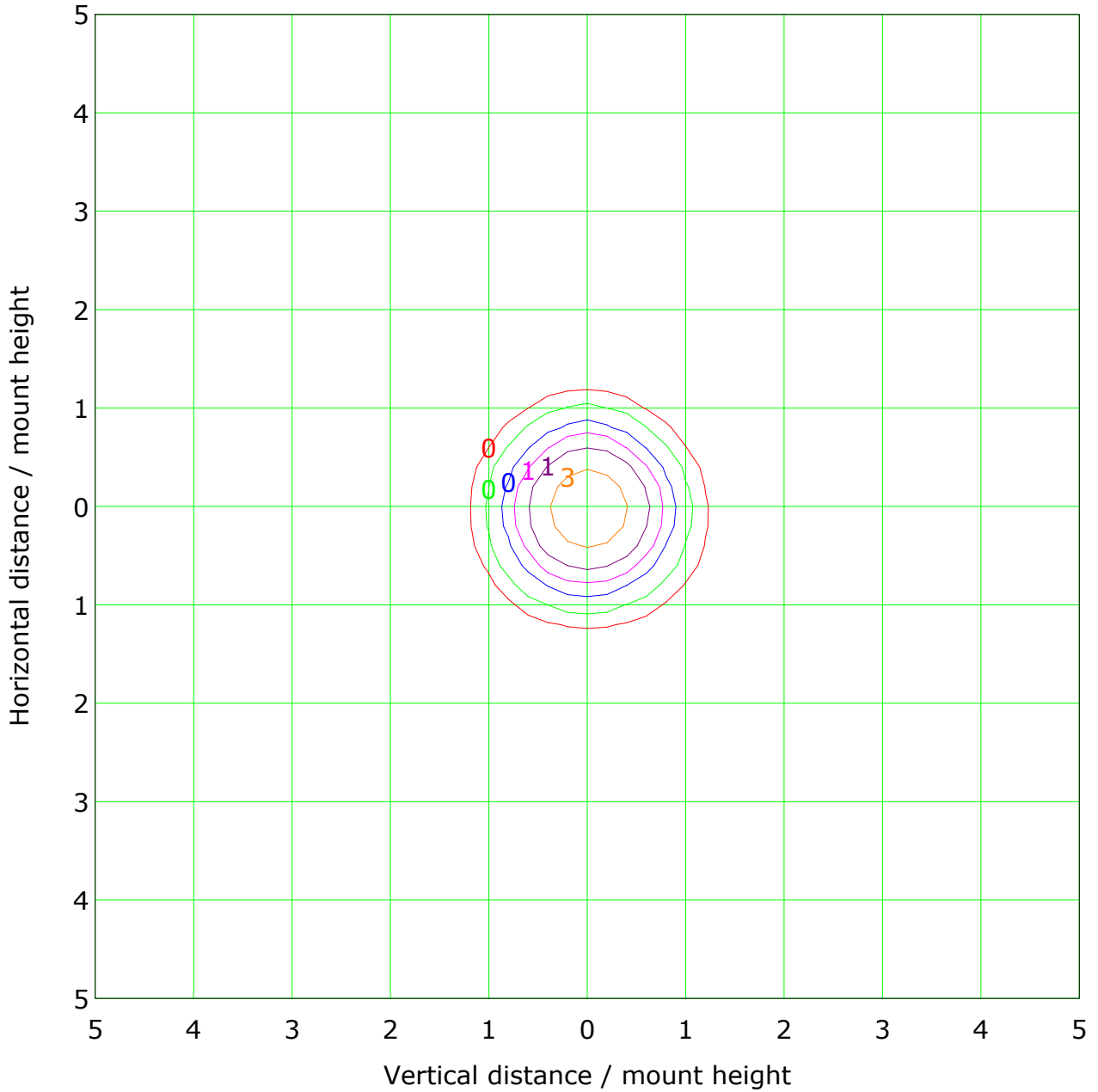
Imax (100%): 629 cd

— (10%):	63 cd	— (16%):	101 cd
— (25%):	157 cd	— (40%):	251 cd
— (63%):	396 cd	— (100%):	629 cd

C Plane (°):0.0-360.0: 30.0
 Test Lab:
 Test Type: TYPE C
 Temperature:
 Operator:

Gamma Plane (°):0.0-180.0:1.0
 Test Device: GPM-1800B
 Distance: 11.573 m [K=1.0000]
 Humidity:
 Inspector:

IsoLux Plot



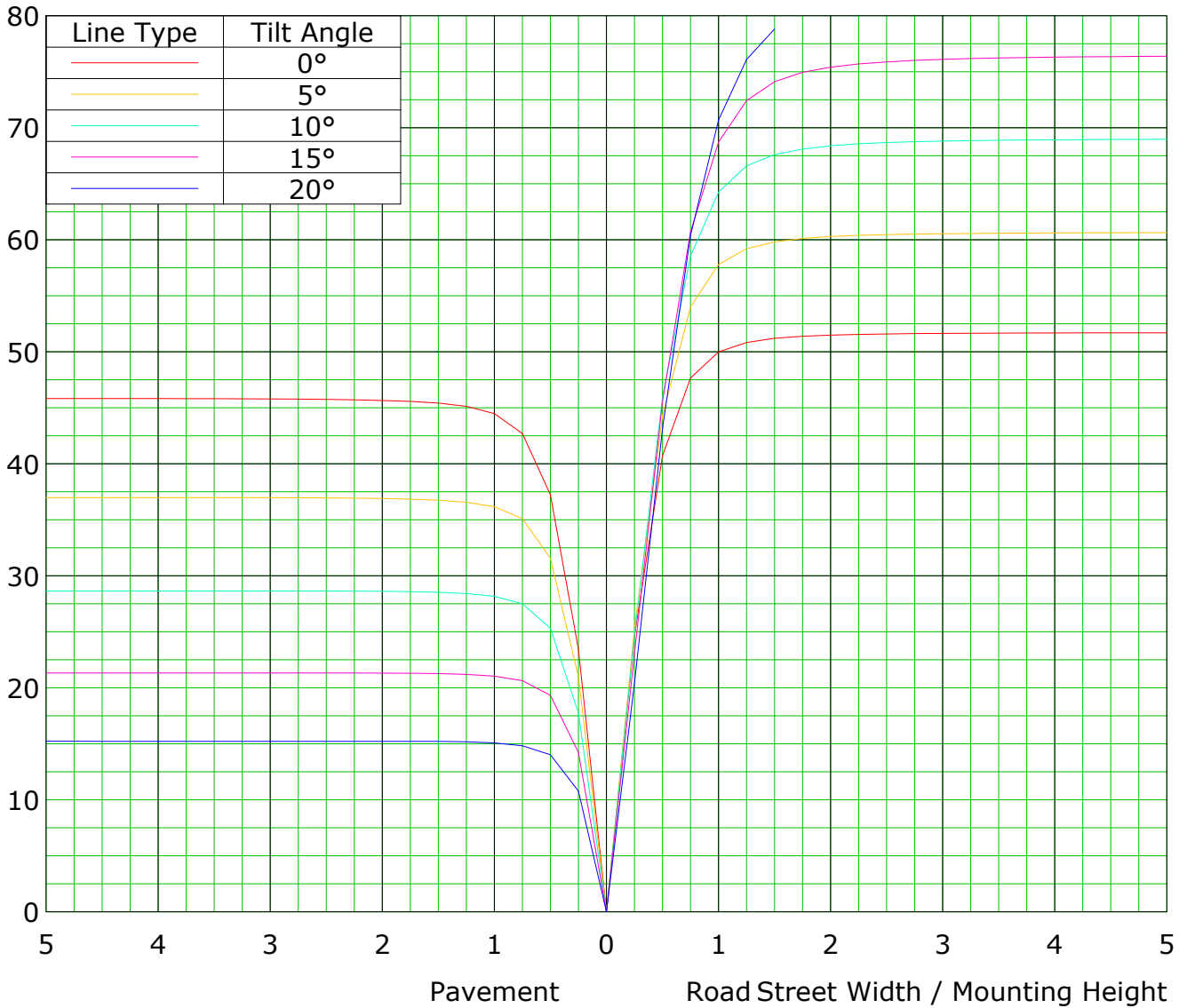
Mounting Height: 10.0m		Max Lux(100%): 6.3 lx	
<ul style="list-style-type: none"> — (1%): 0.1 lx — (5%): 0.3 lx — (20%): 1.3 lx — (100%): 6.3 lx 	<ul style="list-style-type: none"> — (2%): 0.1 lx — (10%): 0.6 lx — (50%): 3.1 lx 		

C Plane (°):0.0-360.0: 30.0
 Test Lab:
 Test Type: TYPE C
 Temperature:
 Operator:

Gamma Plane (°):0.0-180.0:1.0
 Test Device: GPM-1800B
 Distance: 11.573 m [K=1.0000]
 Humidity:
 Inspector:

Roadway CU Curve

Efficiency(%)



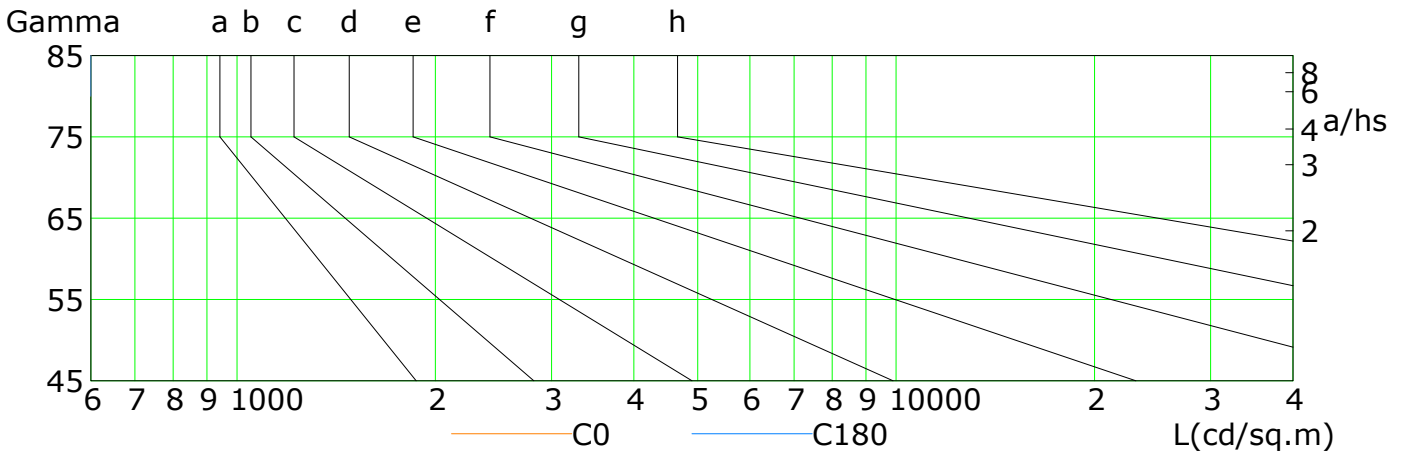
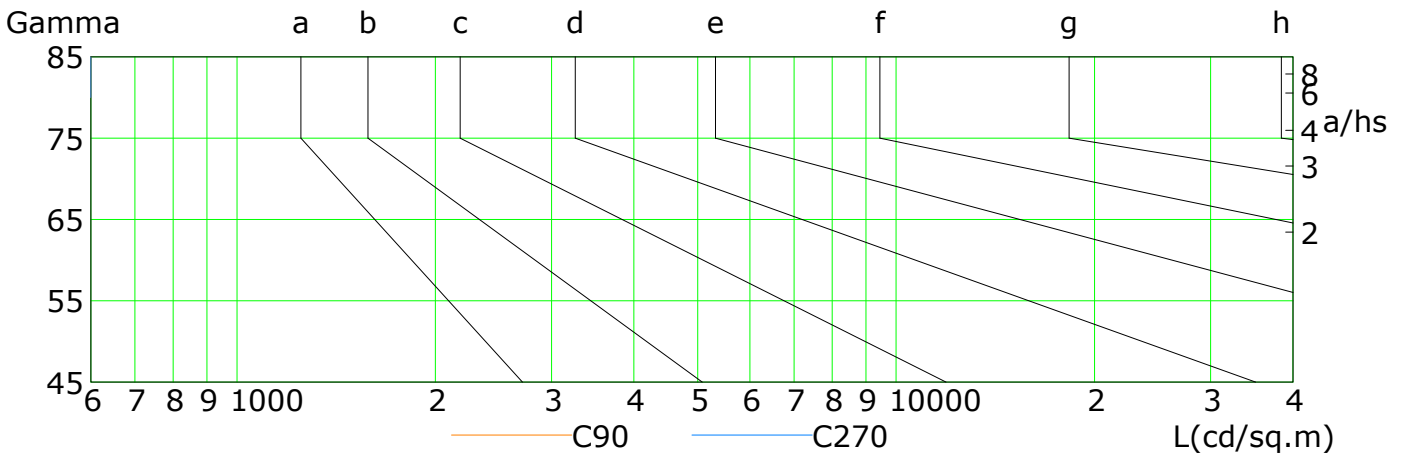
C Plane (°):0.0-360.0: 30.0
 Test Lab:
 Test Type: TYPE C
 Temperature:
 Operator:

Gamma Plane (°):0.0-180.0:1.0
 Test Device: GPM-1800B
 Distance: 11.573 m [K=1.0000]
 Humidity:
 Inspector:

Lum Limit Curve

Dazzle	Quality	Illuminance (lx)							
		2000	1000	500	<=300				
1.15	A								
1.50	B								
1.85	C								
2.20	D								
2.55	E								

a b c d e f g h



L(cd/sq.m)	G45	G50	G55	G60	G65	G70	G75	G80	G85
C0	49	27	16	9	5	3	2	0	0
C90	45	26	17	9	5	3	2	0	0
C180	41	22	14	8	5	3	2	0	0
C270	39	22	14	9	5	3	2	0	0

C Plane (°):0.0-360.0: 30.0

Test Lab:

Test Type: TYPE C

Temperature:

Operator:

Gamma Plane (°):0.0-180.0:1.0

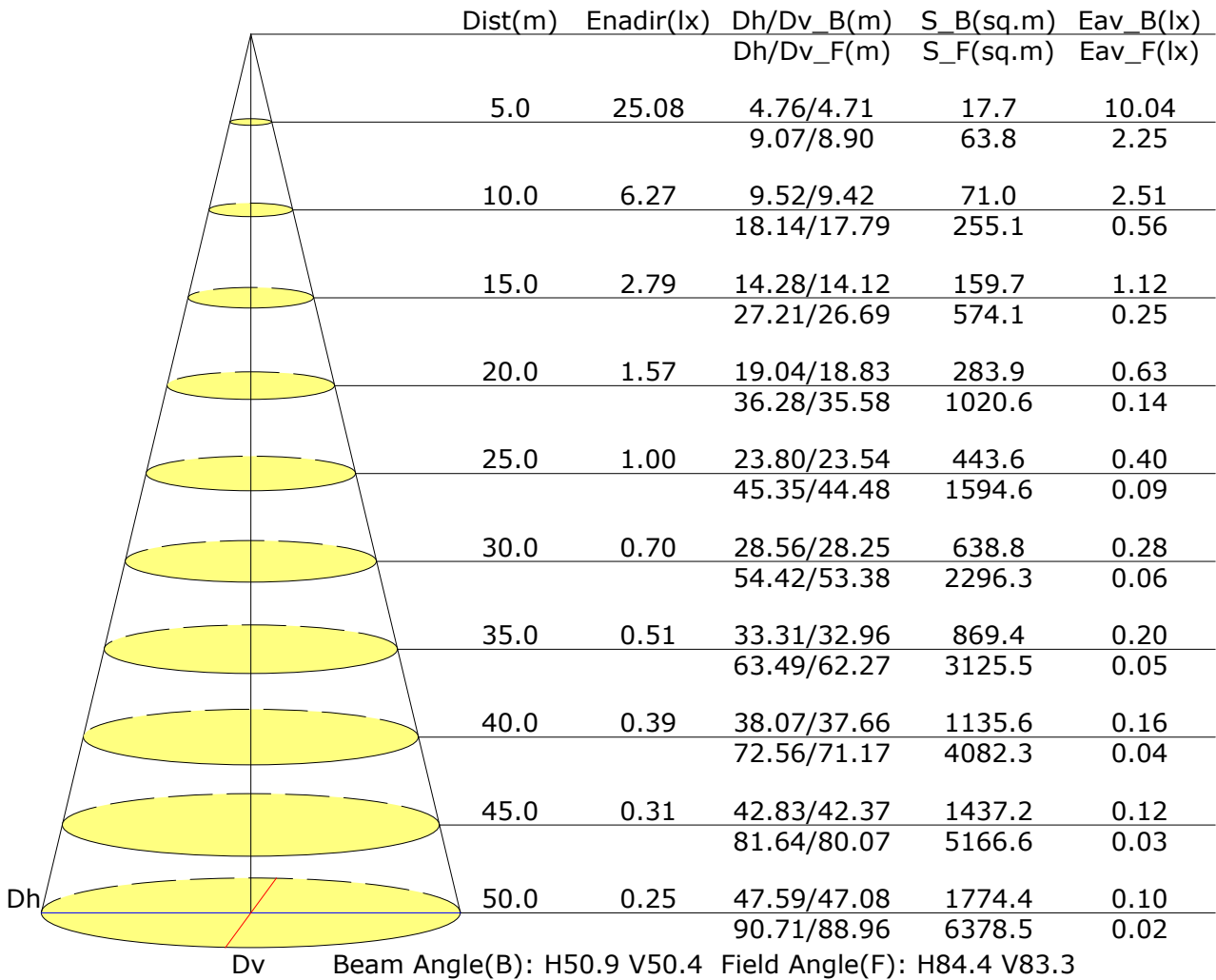
Test Device: GPM-1800B

Distance: 11.573 m [K=1.0000]

Humidity:

Inspector:

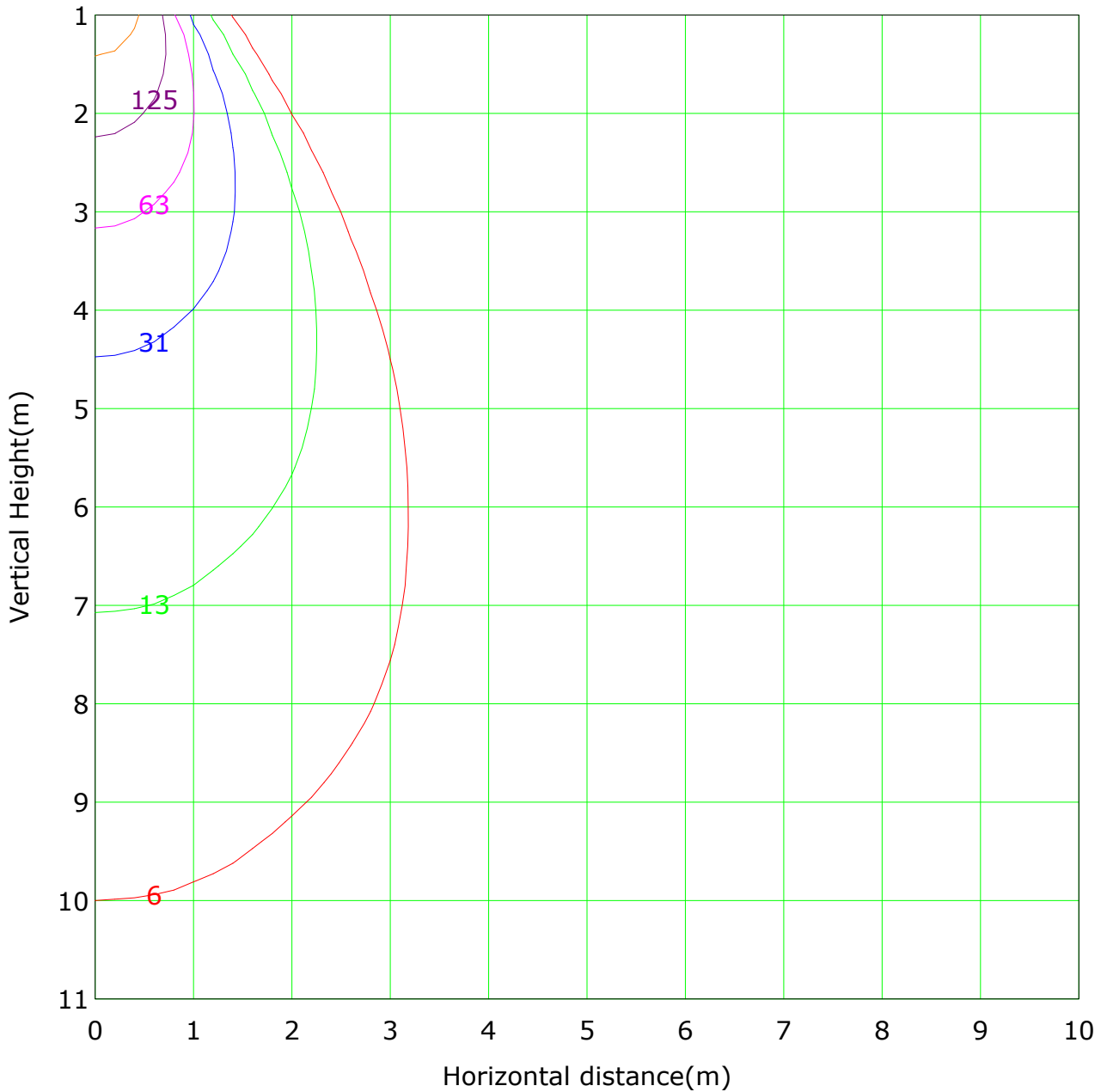
Illuminance at a Distance



C Plane (°):0.0-360.0: 30.0
Test Lab:
Test Type: TYPE C
Temperature:
Operator:

Gamma Plane (°):0.0-180.0:1.0
Test Device: GPM-1800B
Distance: 11.573 m [K=1.0000]
Humidity:
Inspector:

Vertical IsoLux Plot



Lowest(m): 1.0m Highest(m): 11.0m Max Lux: 627.1 lx

— (1%): 6.3 lx	— (2%): 12.5 lx
— (5%): 31.4 lx	— (10%): 62.7 lx
— (20%): 125.4 lx	— (50%): 313.5 lx
— (100%): 627.1 lx	

C Plane (°):0.0-360.0: 30.0
 Test Lab:
 Test Type: TYPE C
 Temperature:
 Operator:

Gamma Plane (°):0.0-180.0:1.0
 Test Device: GPM-1800B
 Distance: 11.573 m [K=1.0000]
 Humidity:
 Inspector:

Area Flux Table

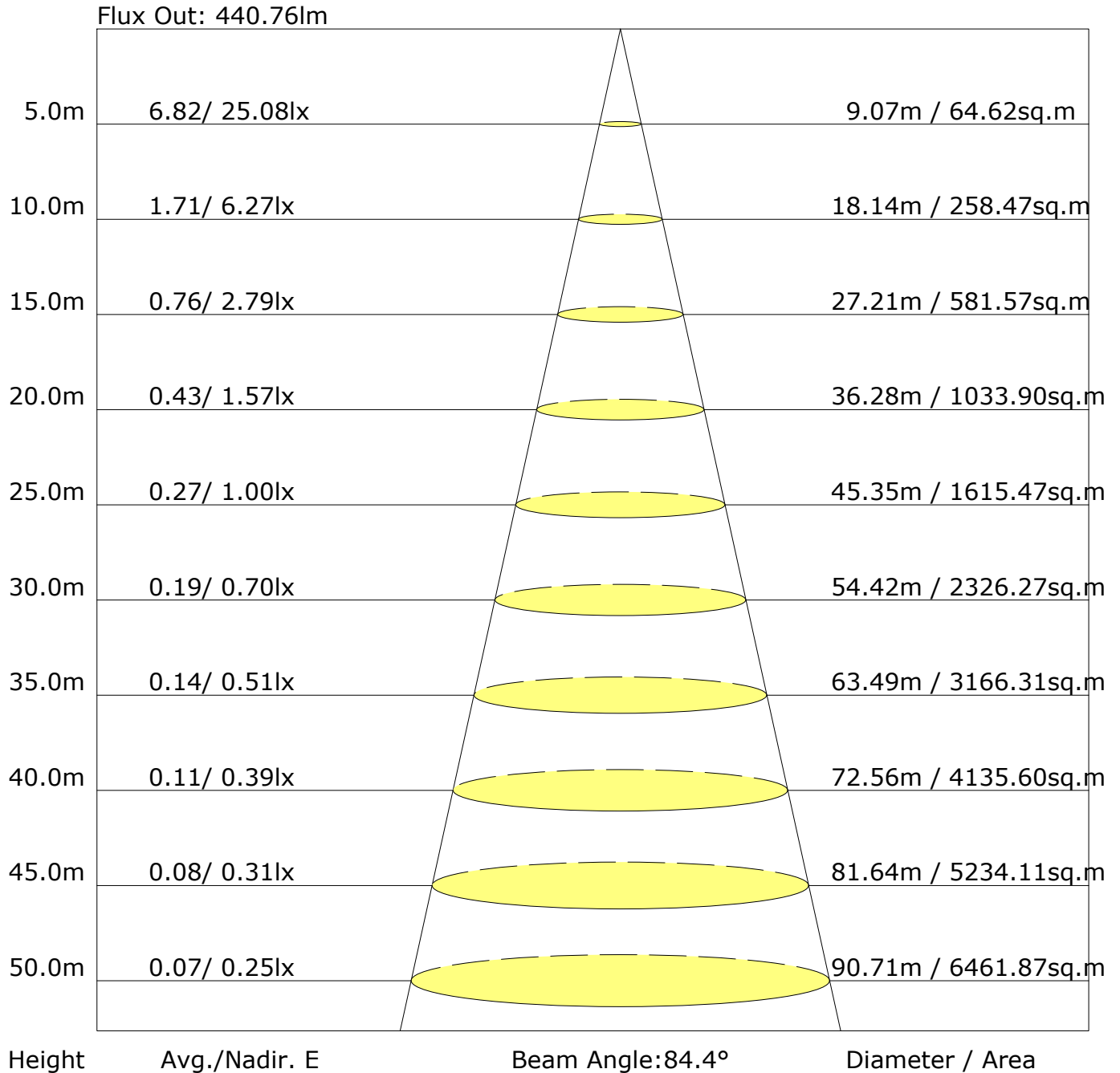
Unit: lm

		Vertical plane																				
		-90	-80	-70	-60	-50	-40	-30	-20	-10	0	10	20	30	40	50	60	70	80	90	Flux(T)	Flux(E)
Horizontal plane	-90	0.0	0.0	0.0	0.0	0.0	0.0	0.0	0.0	0.0	0.0	0.0	0.0	0.0	0.0	0.0	0.0	0.0	0.0	0.0	0.0	0.0
	-80	0.0	0.0	0.0	0.0	0.0	0.0	0.0	0.0	0.0	0.0	0.0	0.0	0.0	0.0	0.0	0.0	0.0	0.0	0.0	0.1	0.0
	-70	0.0	0.0	0.0	0.0	0.0	0.0	0.0	0.0	0.0	0.0	0.0	0.0	0.0	0.0	0.0	0.0	0.0	0.0	0.0	0.5	0.0
	-60	0.0	0.0	0.0	0.0	0.0	0.0	0.0	0.0	0.0	0.0	0.0	0.0	0.0	0.0	0.0	0.0	0.0	0.0	0.0	1.7	0.0
	-50	0.2	0.0	0.0	0.0	0.0	0.0	0.0	0.0	0.0	0.0	0.0	0.0	0.0	0.0	0.0	0.0	0.0	0.0	0.0	5.3	0.2
	-40	12.0	0.0	0.0	0.0	0.0	0.0	0.0	0.0	0.0	0.0	0.0	0.0	0.0	0.0	0.0	0.0	0.0	0.0	0.0	16.6	12.0
	-30	36.3	0.0	0.0	0.0	0.0	0.0	0.0	0.0	0.0	0.0	0.0	0.0	0.0	0.0	0.0	0.0	0.0	0.0	0.0	40.0	36.3
	-20	66.8	0.0	0.0	0.0	0.0	0.0	0.0	0.0	0.0	0.0	0.0	0.0	0.0	0.0	0.0	0.0	0.0	0.0	0.0	70.2	66.8
	-10	89.7	0.0	0.0	0.0	0.0	0.0	0.0	0.0	0.0	0.0	0.0	0.0	0.0	0.0	0.0	0.0	0.0	0.0	0.0	93.1	89.7
	0	93.4	0.0	0.0	0.0	0.0	0.0	0.0	0.0	0.0	0.0	0.0	0.0	0.0	0.0	0.0	0.0	0.0	0.0	0.0	96.9	93.4
	10	76.2	0.0	0.0	0.0	0.0	0.0	0.0	0.0	0.0	0.0	0.0	0.0	0.0	0.0	0.0	0.0	0.0	0.0	0.0	79.7	76.2
	20	46.1	0.0	0.0	0.0	0.0	0.0	0.0	0.0	0.0	0.0	0.0	0.0	0.0	0.0	0.0	0.0	0.0	0.0	0.0	49.8	46.1
	30	17.6	0.0	0.0	0.0	0.0	0.0	0.0	0.0	0.0	0.0	0.0	0.0	0.0	0.0	0.0	0.0	0.0	0.0	0.0	21.7	17.6
	40	1.3	0.0	0.0	0.0	0.0	0.0	0.0	0.0	0.0	0.0	0.0	0.0	0.0	0.0	0.0	0.0	0.0	0.0	0.0	7.0	1.3
	50	0.0	0.0	0.0	0.0	0.0	0.0	0.0	0.0	0.0	0.0	0.0	0.0	0.0	0.0	0.0	0.0	0.0	0.0	0.0	2.2	0.0
	60	0.0	0.0	0.0	0.0	0.0	0.0	0.0	0.0	0.0	0.0	0.0	0.0	0.0	0.0	0.0	0.0	0.0	0.0	0.0	0.6	0.0
	70	0.0	0.0	0.0	0.0	0.0	0.0	0.0	0.0	0.0	0.0	0.0	0.0	0.0	0.0	0.0	0.0	0.0	0.0	0.0	0.1	0.0
	80	0.0	0.0	0.0	0.0	0.0	0.0	0.0	0.0	0.0	0.0	0.0	0.0	0.0	0.0	0.0	0.0	0.0	0.0	0.0	0.0	0.0
90	0.0	0.0	0.0	0.0	0.0	0.0	0.0	0.0	0.0	0.0	0.0	0.0	0.0	0.0	0.0	0.0	0.0	0.0	0.0	0.0	0.0	
																				Flux(T)Flux(E)	486	440

C Plane (°):0.0-360.0: 30.0
 Test Lab:
 Test Type: TYPE C
 Temperature:
 Operator:

Gamma Plane (°):0.0-180.0:1.0
 Test Device: GPM-1800B
 Distance: 11.573 m [K=1.0000]
 Humidity:
 Inspector:

The Average Illuminance Effective Figure



C Plane (°):0.0-360.0: 30.0
 Test Lab:
 Test Type: TYPE C
 Temperature:
 Operator:

Gamma Plane (°):0.0-180.0:1.0
 Test Device: GPM-1800B
 Distance: 11.573 m [K=1.0000]
 Humidity:
 Inspector:

UGR Table

Reflectance:										
Ceiling (cavity)	0.7	0.7	0.5	0.5	0.3	0.7	0.7	0.5	0.5	0.3
Wall	0.5	0.3	0.5	0.3	0.3	0.5	0.3	0.5	0.3	0.3
Reference plane	0.2	0.2	0.2	0.2	0.2	0.2	0.2	0.2	0.2	0.2
Room dimensions	Viewed crosswise					Viewed endwise				
X=2H Y=2H	-1.\$	-1.\$	-1.\$	-1.\$	-1.\$	-1.\$	-1.\$	-1.\$	-1.\$	-1.\$
3H	-1.\$	-1.\$	-1.\$	-1.\$	-1.\$	-1.\$	-1.\$	-1.\$	-1.\$	-1.\$
4H	-1.\$	-1.\$	-1.\$	-1.\$	-1.\$	-1.\$	-1.\$	-1.\$	-1.\$	-1.\$
6H	-1.\$	-1.\$	-1.\$	-1.\$	-1.\$	-1.\$	-1.\$	-1.\$	-1.\$	-1.\$
8H	-1.\$	-1.\$	-1.\$	-1.\$	-1.\$	-1.\$	-1.\$	-1.\$	-1.\$	-1.\$
12H	-1.\$	-1.\$	-1.\$	-1.\$	-1.\$	-1.\$	-1.\$	-1.\$	-1.\$	-1.\$
X=4H Y=2H	-1.\$	-1.\$	-1.\$	-1.\$	-1.\$	-1.\$	-1.\$	-1.\$	-1.\$	-1.\$
3H	-1.\$	-1.\$	-1.\$	-1.\$	-1.\$	-1.\$	-1.\$	-1.\$	-1.\$	-1.\$
4H	-1.\$	-1.\$	-1.\$	-1.\$	-1.\$	-1.\$	-1.\$	-1.\$	-1.\$	-1.\$
6H	-1.\$	-1.\$	-1.\$	-1.\$	-1.\$	-1.\$	-1.\$	-1.\$	-1.\$	-1.\$
8H	-1.\$	-1.\$	-1.\$	-1.\$	-1.\$	-1.\$	-1.\$	-1.\$	-1.\$	-1.\$
12H	-1.\$	-1.\$	-1.\$	-1.\$	-1.\$	-1.\$	-1.\$	-1.\$	-1.\$	-1.\$
X=8H Y=4H	-1.\$	-1.\$	-1.\$	-1.\$	-1.\$	-1.\$	-1.\$	-1.\$	-1.\$	-1.\$
6H	-1.\$	-1.\$	-1.\$	-1.\$	-1.\$	-1.\$	-1.\$	-1.\$	-1.\$	-1.\$
8H	-1.\$	-1.\$	-1.\$	-1.\$	-1.\$	-1.\$	-1.\$	-1.\$	-1.\$	-1.\$
12H	-1.\$	-1.\$	-1.\$	-1.\$	-1.\$	-1.\$	-1.\$	-1.\$	-1.\$	-1.\$
X=12H Y=4H	-1.\$	-1.\$	-1.\$	-1.\$	-1.\$	-1.\$	-1.\$	-1.\$	-1.\$	-1.\$
6H	-1.\$	-1.\$	-1.\$	-1.\$	-1.\$	-1.\$	-1.\$	-1.\$	-1.\$	-1.\$
8H	-1.\$	-1.\$	-1.\$	-1.\$	-1.\$	-1.\$	-1.\$	-1.\$	-1.\$	-1.\$
Variations with the observer position at spacings:										
S=1.0H	-1.\$/-1.\$					-1.\$/-1.\$				
S=1.5H	-1.\$/-1.\$					-1.\$/-1.\$				
S=2.0H	-1.\$/-1.\$					-1.\$/-1.\$				

Calculate in accordance with CIE Pub.117. The table is revised with 492lm ($8\log(F/F_0) = -2.5$).

C Plane (°):0.0-360.0: 30.0
 Test Lab:
 Test Type: TYPE C
 Temperature:
 Operator:

Gamma Plane (°):0.0-180.0:1.0
 Test Device: GPM-1800B
 Distance: 11.573 m [K=1.0000]
 Humidity:
 Inspector:

FLUX DISTRIBUTION TABLE BASED ON THE IESNA LUMINAIRE CLASSIFICATION SYSTEM

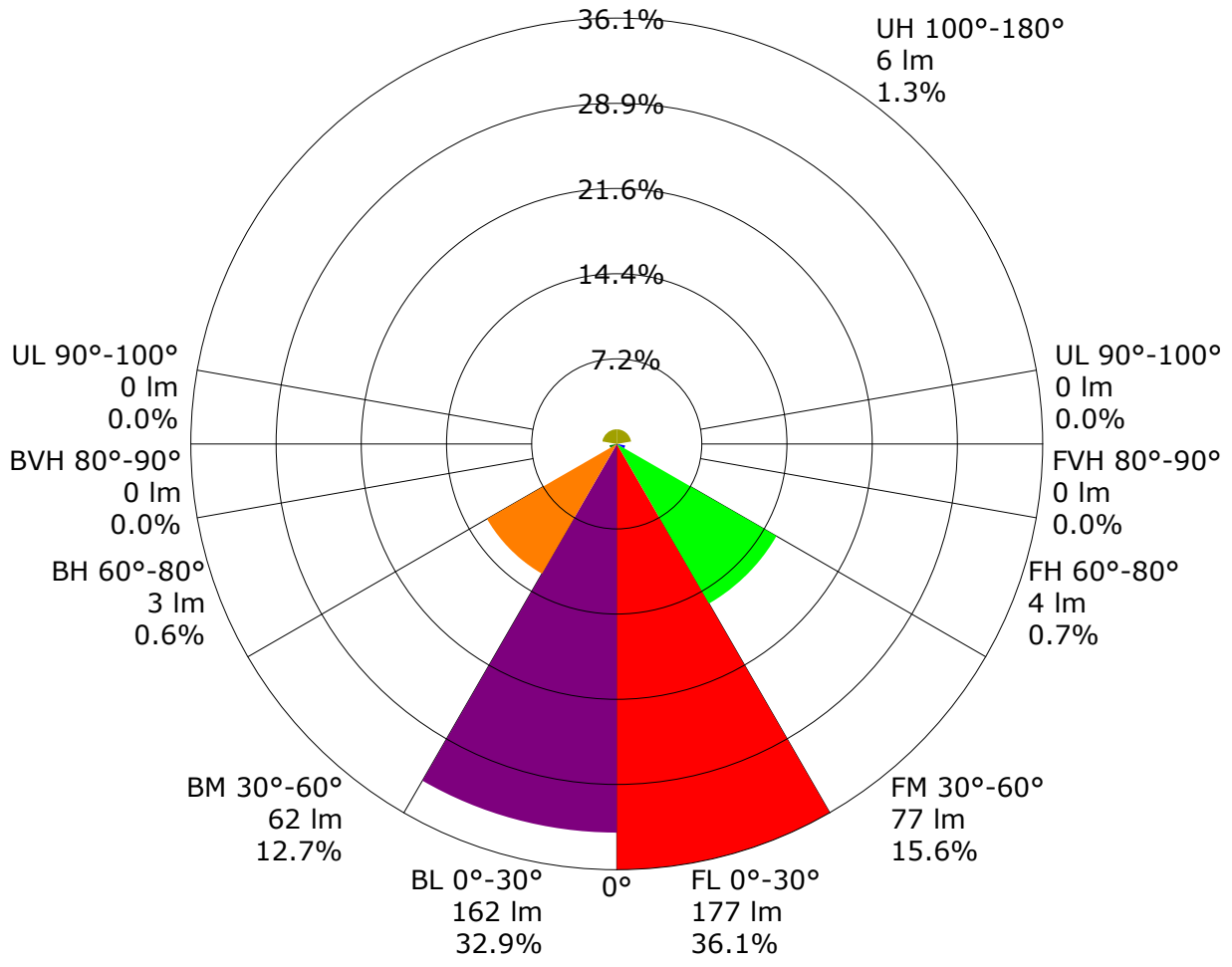
	ZONE	LUMENS	% LAMP LUMENS
	FORWARD LIGHT	258	52.5
	FL (0°-30°)	177	36.1
	FM (30°-60°)	77	15.6
	FH (60°-80°)	4	0.7
	FVH (80°-90°)	0	0.0
	BACK LIGHT	228	46.3
	BL (0°-30°)	162	32.9
	BM (30°-60°)	62	12.7
	BH (60°-80°)	3	0.6
	BVH (80°-90°)	0	0.0
	UP LIGHT	6	1.3
	UL (90°-100°)	0	0.0
	UH (100°-180°)	6	1.3
	TRAPPED LIGHT	NA	NA

BUG(Backlight,Uplight,Glare) Rating Base On TM-15-07	
Asymmetrical Luminaire Types (Type I,II,III,IV)	B1 U1 G0
Quadrilateral Symmetrical Luminaire Types (Type V,Area Light)	B1 U1 G0

C Plane (°):0.0-360.0: 30.0
 Test Lab:
 Test Type: TYPE C
 Temperature:
 Operator:

Gamma Plane (°):0.0-180.0:1.0
 Test Device: GPM-1800B
 Distance: 11.573 m [K=1.0000]
 Humidity:
 Inspector:

LCS Graph



Back Light

Forward Light

Scale= MAX LCS%

Trapped Light:NA,NA

Utilisation Factor Table(Floor cavity)

Utilisation Factors UF(F)			SHR NOM = 0.75									
Room Reflectance			Room Index(RI)									
Ceiling	Wall	Floor	0.75	1.00	1.25	1.50	2.00	2.50	3.00	4.00	5.00	
0.70	0.50	0.20	0.81	0.88	0.93	0.96	1.01	1.04	1.06	1.08	1.10	
	0.30		0.76	0.83	0.89	0.92	0.97	1.01	1.03	1.06	1.08	
	0.20		0.72	0.80	0.85	0.89	0.94	0.98	1.00	1.04	1.06	
0.50	0.50	0.20	0.79	0.86	0.91	0.94	0.98	1.00	1.02	1.04	1.06	
	0.30		0.75	0.82	0.87	0.90	0.95	0.98	1.00	1.02	1.04	
	0.20		0.72	0.79	0.84	0.87	0.92	0.96	0.98	1.01	1.03	
0.30	0.50	0.20	0.78	0.85	0.89	0.91	0.95	0.97	0.99	1.01	1.02	
	0.30		0.74	0.81	0.85	0.89	0.93	0.95	0.97	0.99	1.01	
	0.20		0.71	0.78	0.83	0.86	0.91	0.93	0.95	0.98	0.99	
0.00	0.00	0.00	0.69	0.76	0.80	0.83	0.87	0.90	0.91	0.93	0.94	
<p>Rating:7W Photometrically tested without ceiling board. Multiply UF values by service correction factors Calculate in accordance with CIBSE Technical Memorandum NO.5 1980</p>												

C Plane (°):0.0-360.0: 30.0
 Test Lab:
 Test Type: TYPE C
 Temperature:
 Operator:

Gamma Plane (°):0.0-180.0:1.0
 Test Device: GPM-1800B
 Distance: 11.573 m [K=1.0000]
 Humidity:
 Inspector:

Utilisation Factor Table(Wall)

Utilisation Factors UF(W)			SHR NOM = 0.75									
Room Reflectance			Room Index(RI)									
Ceiling	Wall	Floor	0.75	1.00	1.25	1.50	2.00	2.50	3.00	4.00	5.00	
0.70	0.50	0.20	0.64	0.51	0.43	0.37	0.29	0.24	0.20	0.15	0.12	
	0.30		0.53	0.44	0.37	0.32	0.26	0.22	0.19	0.14	0.12	
	0.20		0.46	0.38	0.33	0.29	0.24	0.20	0.17	0.14	0.11	
0.50	0.50	0.20	0.61	0.48	0.40	0.34	0.27	0.26	0.18	0.14	0.11	
	0.30		0.51	0.42	0.35	0.31	0.24	0.20	0.17	0.13	0.11	
	0.20		0.45	0.37	0.32	0.28	0.22	0.19	0.16	0.13	0.11	
0.30	0.50	0.20	0.58	0.46	0.38	0.32	0.25	0.20	0.17	0.13	0.10	
	0.30		0.50	0.40	0.34	0.29	0.23	0.19	0.16	0.12	0.10	
	0.20		0.44	0.36	0.31	0.27	0.21	0.18	0.15	0.12	0.10	
0.00	0.00	0.00	0.30	0.24	0.19	0.16	0.13	0.10	0.08	0.06	0.05	
<p>Rating:7W Photometrically tested without ceiling board. Multiply UF values by service correction factors Calculate in accordance with CIBSE Technical Memorandum NO.5 1980</p>												

C Plane (°):0.0-360.0: 30.0
 Test Lab:
 Test Type: TYPE C
 Temperature:
 Operator:

Gamma Plane (°):0.0-180.0:1.0
 Test Device: GPM-1800B
 Distance: 11.573 m [K=1.0000]
 Humidity:
 Inspector:

Utilisation Factor Table(Ceiling cavity)

Utilisation Factors UF(C)			SHR NOM = 0.75								
Room Reflectance			Room Index(RI)								
Ceiling	Wall	Floor	0.75	1.00	1.25	1.50	2.00	2.50	3.00	4.00	5.00
0.70	0.50	0.20	0.15	0.16	0.17	0.18	0.19	0.20	0.21	0.22	0.22
	0.30		0.10	0.12	0.14	0.15	0.16	0.18	0.19	0.20	0.21
	0.20		0.07	0.09	0.11	0.12	0.14	0.16	0.17	0.18	0.19
0.50	0.50	0.20	0.14	0.15	0.17	0.17	0.19	0.19	0.20	0.21	0.21
	0.30		0.10	0.12	0.13	0.14	0.16	0.17	0.18	0.19	0.20
	0.20		0.07	0.09	0.10	0.12	0.14	0.15	0.16	0.18	0.19
0.30	0.50	0.20	0.14	0.15	0.16	0.17	0.18	0.19	0.19	0.20	0.20
	0.30		0.10	0.11	0.13	0.14	0.15	0.17	0.17	0.18	0.19
	0.20		0.07	0.09	0.10	0.12	0.13	0.15	0.16	0.17	0.18
0.00	0.00	0.00	0.01	0.01	0.01	0.01	0.01	0.01	0.01	0.01	0.01
<p>Rating:7W Photometrically tested without ceiling board. Multiply UF values by service correction factors Calculate in accordance with CIBSE Technical Memorandum NO.5 1980</p>											

Zonal Lumen

Gamma [°]	I _{mean} [cd]	Zonal Flux [lm]	Sum Zonal Flux [lm]	Rel Zonal Flux [%]	Sum Rel Zonal Flux [%]
0.0-1.0	624.6	0.6	0.6	0.12	0.12
1.0-2.0	622.9	1.8	2.4	0.36	0.49
2.0-3.0	620.5	3.0	5.4	0.60	1.09
3.0-4.0	616.5	4.1	9.5	0.84	1.93
4.0-5.0	610.7	5.3	14.7	1.07	3.00
5.0-6.0	603.9	6.3	21.1	1.29	4.29
6.0-7.0	596.1	7.4	28.5	1.50	5.79
7.0-8.0	587.5	8.4	36.9	1.71	7.50
8.0-9.0	577.6	9.4	46.3	1.90	9.40
9.0-10.0	566.5	10.3	56.5	2.08	11.49
10.0-11.0	555.2	11.1	67.6	2.26	13.74
11.0-12.0	543.4	11.9	79.5	2.42	16.16
12.0-13.0	530.4	12.6	92.1	2.56	18.72
13.0-14.0	516.3	13.2	105.3	2.69	21.41
14.0-15.0	502.2	13.8	119.1	2.80	24.21
15.0-16.0	488.0	14.3	133.4	2.91	27.12
16.0-17.0	472.8	14.7	148.1	2.99	30.11
17.0-18.0	457.1	15.1	163.2	3.06	33.18
18.0-19.0	440.6	15.3	178.5	3.12	36.29
19.0-20.0	423.7	15.5	194.0	3.15	39.45
20.0-21.0	406.6	15.6	209.6	3.18	42.62
21.0-22.0	388.5	15.6	225.3	3.17	45.80
22.0-23.0	368.8	15.5	240.7	3.15	48.94
23.0-24.0	348.9	15.3	256.0	3.10	52.05
24.0-25.0	329.7	15.0	271.0	3.05	55.09
25.0-26.0	310.1	14.6	285.6	2.98	58.07
26.0-27.0	290.4	14.2	299.8	2.89	60.96
27.0-28.0	271.3	13.7	313.6	2.79	63.75
28.0-29.0	252.8	13.2	326.8	2.69	66.44
29.0-30.0	234.5	12.7	339.5	2.57	69.02
30.0-31.0	216.4	12.0	351.5	2.45	71.47
31.0-32.0	198.9	11.4	362.9	2.32	73.78
32.0-33.0	182.1	10.7	373.6	2.18	75.97
33.0-34.0	166.2	10.1	383.7	2.05	78.01
34.0-35.0	150.8	9.4	393.1	1.90	79.92
35.0-36.0	135.8	8.6	401.7	1.76	81.67

C Plane (°):0.0-360.0: 30.0
 Test Lab:
 Test Type: TYPE C
 Temperature:
 Operator:

Gamma Plane (°):0.0-180.0:1.0
 Test Device: GPM-1800B
 Distance: 11.573 m [K=1.0000]
 Humidity:
 Inspector:

Zonal Lumen (Continue 1)

Gamma [°]	I _{mean} [cd]	Zonal Flux [lm]	Sum Zonal Flux [lm]	Rel Zonal Flux [%]	Sum Rel Zonal Flux [%]
36.0-37.0	121.8	7.9	409.6	1.62	83.29
37.0-38.0	108.9	7.3	416.9	1.48	84.77
38.0-39.0	96.9	6.6	423.5	1.34	86.11
39.0-40.0	85.9	6.0	429.5	1.22	87.33
40.0-41.0	75.9	5.4	434.9	1.10	88.43
41.0-42.0	67.1	4.9	439.8	0.99	89.42
42.0-43.0	59.3	4.4	444.2	0.89	90.31
43.0-44.0	52.5	4.0	448.2	0.81	91.12
44.0-45.0	46.6	3.6	451.7	0.73	91.85
45.0-46.0	41.2	3.2	455.0	0.66	92.50
46.0-47.0	36.4	2.9	457.8	0.59	93.09
47.0-48.0	32.3	2.6	460.5	0.53	93.62
48.0-49.0	28.8	2.4	462.8	0.48	94.10
49.0-50.0	25.9	2.2	465.0	0.44	94.54
50.0-51.0	23.4	2.0	467.0	0.40	94.94
51.0-52.0	21.2	1.8	468.8	0.37	95.31
52.0-53.0	19.3	1.7	470.5	0.34	95.65
53.0-54.0	17.6	1.6	472.0	0.32	95.97
54.0-55.0	16.0	1.4	473.4	0.29	96.26
55.0-56.0	14.5	1.3	474.8	0.27	96.53
56.0-57.0	13.0	1.2	475.9	0.24	96.77
57.0-58.0	11.6	1.1	477.0	0.22	96.99
58.0-59.0	10.3	1.0	478.0	0.20	97.18
59.0-60.0	9.2	0.9	478.9	0.18	97.36
60.0-61.0	8.2	0.8	479.6	0.16	97.52
61.0-62.0	7.2	0.7	480.3	0.14	97.66
62.0-63.0	6.5	0.6	481.0	0.13	97.79
63.0-64.0	5.8	0.6	481.5	0.12	97.90
64.0-65.0	5.2	0.5	482.0	0.10	98.01
65.0-66.0	4.7	0.5	482.5	0.10	98.10
66.0-67.0	4.3	0.4	482.9	0.09	98.19
67.0-68.0	3.9	0.4	483.3	0.08	98.27
68.0-69.0	3.5	0.4	483.7	0.07	98.34
69.0-70.0	3.2	0.3	484.0	0.07	98.41
70.0-71.0	2.9	0.3	484.3	0.06	98.47
71.0-72.0	2.6	0.3	484.6	0.05	98.52

C Plane (°):0.0-360.0: 30.0
 Test Lab:
 Test Type: TYPE C
 Temperature:
 Operator:

Gamma Plane (°):0.0-180.0:1.0
 Test Device: GPM-1800B
 Distance: 11.573 m [K=1.0000]
 Humidity:
 Inspector:

Zonal Lumen (Continue 2)

Gamma [°]	I _{mean} [cd]	Zonal Flux [lm]	Sum Zonal Flux [lm]	Rel Zonal Flux [%]	Sum Rel Zonal Flux [%]
72.0-73.0	2.3	0.2	484.8	0.05	98.57
73.0-74.0	2.1	0.2	485.0	0.04	98.62
74.0-75.0	1.8	0.2	485.2	0.04	98.66
75.0-76.0	1.5	0.2	485.4	0.03	98.69
76.0-77.0	1.2	0.1	485.5	0.03	98.72
77.0-78.0	0.8	0.1	485.6	0.02	98.73
78.0-79.0	0.4	0.0	485.6	0.01	98.74
79.0-80.0	0.2	0.0	485.7	0.00	98.75
80.0-81.0	0.0	0.0	485.7	0.00	98.75
81.0-82.0	0.0	0.0	485.7	0.00	98.75
82.0-83.0	0.0	0.0	485.7	0.00	98.75
83.0-84.0	0.0	0.0	485.7	0.00	98.75
84.0-85.0	0.0	0.0	485.7	0.00	98.75
85.0-86.0	0.0	0.0	485.7	0.00	98.75
86.0-87.0	0.0	0.0	485.7	0.00	98.75
87.0-88.0	0.0	0.0	485.7	0.00	98.75
88.0-89.0	0.0	0.0	485.7	0.00	98.75
89.0-90.0	0.0	0.0	485.7	0.00	98.75
90.0-91.0	0.0	0.0	485.7	0.00	98.75
91.0-92.0	0.0	0.0	485.7	0.00	98.75
92.0-93.0	0.0	0.0	485.7	0.00	98.75
93.0-94.0	0.0	0.0	485.7	0.00	98.75
94.0-95.0	0.0	0.0	485.7	0.00	98.75
95.0-96.0	0.0	0.0	485.7	0.00	98.75
96.0-97.0	0.0	0.0	485.7	0.00	98.75
97.0-98.0	0.0	0.0	485.7	0.00	98.75
98.0-99.0	0.0	0.0	485.7	0.00	98.75
99.0-100.0	0.0	0.0	485.7	0.00	98.75
100.0-101.0	0.0	0.0	485.7	0.00	98.75
101.0-102.0	0.0	0.0	485.7	0.00	98.75
102.0-103.0	0.0	0.0	485.7	0.00	98.75
103.0-104.0	0.0	0.0	485.7	0.00	98.75
104.0-105.0	0.0	0.0	485.7	0.00	98.75
105.0-106.0	0.0	0.0	485.7	0.00	98.75
106.0-107.0	0.0	0.0	485.7	0.00	98.75
107.0-108.0	0.1	0.0	485.7	0.00	98.76

C Plane (°):0.0-360.0: 30.0
 Test Lab:
 Test Type: TYPE C
 Temperature:
 Operator:

Gamma Plane (°):0.0-180.0:1.0
 Test Device: GPM-1800B
 Distance: 11.573 m [K=1.0000]
 Humidity:
 Inspector:

Zonal Lumen (Continue 3)

Gamma [°]	I _{mean} [cd]	Zonal Flux [lm]	Sum Zonal Flux [lm]	Rel Zonal Flux [%]	Sum Rel Zonal Flux [%]
108.0-109.0	0.1	0.0	485.7	0.00	98.76
109.0-110.0	0.1	0.0	485.7	0.00	98.76
110.0-111.0	0.0	0.0	485.7	0.00	98.76
111.0-112.0	0.0	0.0	485.7	0.00	98.76
112.0-113.0	0.1	0.0	485.8	0.00	98.76
113.0-114.0	0.0	0.0	485.8	0.00	98.76
114.0-115.0	0.0	0.0	485.8	0.00	98.76
115.0-116.0	0.1	0.0	485.8	0.00	98.77
116.0-117.0	0.1	0.0	485.8	0.00	98.77
117.0-118.0	0.1	0.0	485.8	0.00	98.77
118.0-119.0	0.1	0.0	485.8	0.00	98.77
119.0-120.0	0.1	0.0	485.8	0.00	98.77
120.0-121.0	0.1	0.0	485.8	0.00	98.78
121.0-122.0	0.2	0.0	485.8	0.00	98.78
122.0-123.0	0.2	0.0	485.9	0.00	98.78
123.0-124.0	0.4	0.0	485.9	0.01	98.79
124.0-125.0	0.4	0.0	485.9	0.01	98.80
125.0-126.0	0.4	0.0	486.0	0.01	98.81
126.0-127.0	0.6	0.1	486.0	0.01	98.82
127.0-128.0	0.6	0.1	486.1	0.01	98.83
128.0-129.0	0.7	0.1	486.1	0.01	98.84
129.0-130.0	0.7	0.1	486.2	0.01	98.85
130.0-131.0	1.0	0.1	486.3	0.02	98.87
131.0-132.0	1.3	0.1	486.4	0.02	98.89
132.0-133.0	1.3	0.1	486.5	0.02	98.91
133.0-134.0	1.4	0.1	486.6	0.02	98.93
134.0-135.0	1.5	0.1	486.7	0.02	98.96
135.0-136.0	1.6	0.1	486.8	0.02	98.98
136.0-137.0	1.6	0.1	486.9	0.02	99.01
137.0-138.0	1.7	0.1	487.1	0.03	99.03
138.0-139.0	1.8	0.1	487.2	0.03	99.06
139.0-140.0	1.9	0.1	487.3	0.03	99.09
140.0-141.0	2.0	0.1	487.5	0.03	99.11
141.0-142.0	2.1	0.1	487.6	0.03	99.14
142.0-143.0	2.1	0.1	487.8	0.03	99.17
143.0-144.0	2.2	0.1	487.9	0.03	99.20

C Plane (°):0.0-360.0: 30.0
 Test Lab:
 Test Type: TYPE C
 Temperature:
 Operator:

Gamma Plane (°):0.0-180.0:1.0
 Test Device: GPM-1800B
 Distance: 11.573 m [K=1.0000]
 Humidity:
 Inspector:

Zonal Lumen (Continue 4)

Gamma [°]	I _{mean} [cd]	Zonal Flux [lm]	Sum Zonal Flux [lm]	Rel Zonal Flux [%]	Sum Rel Zonal Flux [%]
144.0-145.0	2.3	0.1	488.0	0.03	99.23
145.0-146.0	2.4	0.1	488.2	0.03	99.26
146.0-147.0	2.5	0.2	488.3	0.03	99.29
147.0-148.0	2.6	0.2	488.5	0.03	99.32
148.0-149.0	2.7	0.2	488.7	0.03	99.35
149.0-150.0	2.8	0.2	488.8	0.03	99.38
150.0-151.0	2.9	0.2	489.0	0.03	99.42
151.0-152.0	3.0	0.2	489.1	0.03	99.45
152.0-153.0	3.0	0.2	489.3	0.03	99.48
153.0-154.0	3.1	0.2	489.4	0.03	99.51
154.0-155.0	3.2	0.2	489.6	0.03	99.54
155.0-156.0	3.3	0.1	489.7	0.03	99.57
156.0-157.0	3.3	0.1	489.9	0.03	99.60
157.0-158.0	3.4	0.1	490.0	0.03	99.63
158.0-159.0	3.5	0.1	490.2	0.03	99.66
159.0-160.0	3.6	0.1	490.3	0.03	99.69
160.0-161.0	3.7	0.1	490.4	0.03	99.71
161.0-162.0	3.8	0.1	490.6	0.03	99.74
162.0-163.0	3.9	0.1	490.7	0.03	99.77
163.0-164.0	3.9	0.1	490.8	0.02	99.79
164.0-165.0	4.0	0.1	490.9	0.02	99.81
165.0-166.0	4.1	0.1	491.0	0.02	99.84
166.0-167.0	4.1	0.1	491.1	0.02	99.86
167.0-168.0	4.1	0.1	491.2	0.02	99.88
168.0-169.0	4.2	0.1	491.3	0.02	99.90
169.0-170.0	4.2	0.1	491.4	0.02	99.91
170.0-171.0	4.3	0.1	491.5	0.02	99.93
171.0-172.0	4.3	0.1	491.6	0.01	99.94
172.0-173.0	4.4	0.1	491.6	0.01	99.96
173.0-174.0	4.5	0.1	491.7	0.01	99.97
174.0-175.0	4.5	0.0	491.7	0.01	99.98
175.0-176.0	4.6	0.0	491.8	0.01	99.99
176.0-177.0	4.6	0.0	491.8	0.01	99.99
177.0-178.0	4.6	0.0	491.8	0.00	100.00
178.0-179.0	4.6	0.0	491.8	0.00	100.00
179.0-180.0	4.7	0.0	491.8	0.00	100.00

C Plane (°):0.0-360.0: 30.0
 Test Lab:
 Test Type: TYPE C
 Temperature:
 Operator:

Gamma Plane (°):0.0-180.0:1.0
 Test Device: GPM-1800B
 Distance: 11.573 m [K=1.0000]
 Humidity:
 Inspector:

Candlepower Table

Unit: cd

G\C	C0.0	C30.0	C60.0	C90.0	C120.0	C150.0	C180.0	C210.0	C240.0	C270.0
G0.0	627.1	625.9	625.9	623.9	622.9	624.7	627.1	625.9	625.9	623.9
G1.0	625.6	626.8	628.7	626.6	622.2	619.6	623.8	623.7	624.6	622.8
G2.0	625.2	626.3	625.7	622.7	620.8	615.5	622.1	617.6	618.9	620.7
G3.0	623.3	626.1	626.3	621.4	616.5	611.1	616.4	616.9	616.7	616.0
G4.0	619.9	621.5	620.1	615.0	612.5	605.4	610.0	608.5	608.9	611.8
G5.0	616.4	618.6	616.2	612.0	606.0	593.9	604.6	599.2	599.5	603.8
G6.0	608.4	610.6	609.7	606.0	595.2	586.6	595.7	589.7	592.0	595.5
G7.0	602.6	606.8	603.3	598.6	586.0	576.0	585.4	581.5	580.6	586.6
G8.0	595.6	598.7	598.4	589.0	577.0	567.4	575.0	569.1	568.9	574.8
G9.0	585.7	588.8	590.6	579.3	565.6	553.7	562.8	557.5	559.3	565.0
G10.0	573.6	580.8	580.8	569.5	555.8	540.6	551.8	544.5	544.3	550.0
G11.0	564.3	573.7	572.0	563.1	544.7	528.6	537.8	530.3	532.8	536.5
G12.0	552.6	562.7	561.8	551.4	534.5	515.3	524.6	514.8	518.2	521.7
G13.0	541.6	551.6	549.9	539.3	522.4	503.2	510.9	499.3	500.8	505.9
G14.0	530.5	539.1	539.5	526.9	507.9	489.3	494.9	480.4	480.4	488.9
G15.0	517.3	528.0	528.2	514.9	495.9	474.3	479.0	465.0	465.5	470.6
G16.0	503.8	515.4	516.7	500.4	482.1	459.7	465.3	447.9	447.0	455.0
G17.0	489.4	502.1	501.3	484.8	466.5	444.3	449.2	433.0	429.4	437.0
G18.0	475.5	488.9	485.4	469.1	450.5	427.8	432.4	415.9	413.9	419.8
G19.0	460.4	472.0	468.9	453.0	431.2	406.8	416.1	396.8	394.8	402.0
G20.0	444.0	456.3	452.9	437.2	414.2	389.4	398.4	378.7	377.6	386.1
G21.0	425.7	438.4	434.8	417.9	395.9	370.1	379.2	362.1	361.0	370.6
G22.0	408.9	419.4	417.0	398.7	377.3	350.3	358.5	340.7	341.2	353.2
G23.0	388.3	399.1	398.7	379.9	357.3	330.3	335.9	319.6	321.6	329.9
G24.0	368.8	382.0	379.9	362.3	337.8	312.0	316.7	299.3	299.0	310.9
G25.0	350.2	362.0	360.2	342.7	319.5	293.6	298.5	280.1	278.9	291.0
G26.0	327.6	340.9	339.7	323.1	298.3	272.0	279.7	261.9	258.9	272.1
G27.0	308.3	320.5	319.5	305.1	279.8	253.4	260.5	243.6	238.9	251.3
G28.0	288.1	301.7	300.6	285.0	259.6	235.6	242.8	224.5	221.3	233.4
G29.0	268.9	282.0	280.8	266.8	241.6	218.4	225.6	208.1	204.9	215.5
G30.0	250.4	260.9	260.4	245.8	223.7	199.4	208.4	191.2	187.5	198.3
G31.0	230.5	241.9	241.9	226.9	206.1	183.5	189.9	176.2	172.1	182.6
G32.0	213.1	224.2	222.7	209.8	187.8	167.5	174.6	160.1	155.6	165.0
G33.0	195.7	205.6	203.9	190.7	170.6	153.1	159.2	145.9	142.2	150.3
G34.0	178.6	185.9	185.9	173.1	153.9	138.4	146.1	133.2	129.6	137.0
G35.0	160.4	167.6	166.2	153.9	136.8	123.1	133.5	121.8	117.4	124.4
G36.0	143.9	150.5	149.0	136.4	121.3	110.1	119.7	110.6	106.8	112.7

C Plane (°):0.0-360.0: 30.0

Test Lab:

Test Type: TYPE C

Temperature:

Operator:

Gamma Plane (°):0.0-180.0:1.0

Test Device: GPM-1800B

Distance: 11.573 m [K=1.0000]

Humidity:

Inspector:

Candlepower Table (Continue 1)

Unit: cd

G\C	C0.0	C30.0	C60.0	C90.0	C120.0	C150.0	C180.0	C210.0	C240.0	C270.0
G37.0	128.7	135.4	132.6	121.6	106.7	98.3	107.6	98.5	95.7	101.6
G38.0	115.5	120.2	117.2	108.3	94.6	85.7	96.2	88.1	85.9	91.2
G39.0	102.5	107.4	104.9	95.2	83.1	74.3	85.6	78.6	77.1	81.5
G40.0	91.8	96.1	92.9	84.7	73.7	66.1	74.1	70.1	68.6	71.9
G41.0	81.8	85.2	82.6	74.8	65.4	58.7	65.1	60.5	60.4	61.8
G42.0	72.7	74.9	71.8	66.2	58.0	52.7	57.5	53.1	52.4	54.6
G43.0	63.5	65.3	63.6	57.3	50.7	46.6	51.3	47.4	46.3	48.8
G44.0	55.5	58.0	56.3	50.3	43.7	41.3	46.5	43.0	41.4	43.9
G45.0	49.4	51.7	50.0	44.9	38.4	35.6	41.4	38.8	36.8	39.2
G46.0	43.8	45.4	43.8	39.6	34.3	30.9	36.4	34.8	33.6	34.9
G47.0	38.1	39.8	39.2	35.3	30.2	27.9	31.5	30.2	30.0	31.0
G48.0	33.8	35.9	35.7	31.8	26.7	25.0	28.0	26.5	26.6	27.5
G49.0	30.4	32.5	32.4	28.7	24.1	22.2	24.9	23.5	23.5	24.4
G50.0	27.3	29.2	30.1	26.4	22.1	19.9	22.4	21.3	21.4	22.2
G51.0	24.6	26.5	27.9	24.2	20.1	17.9	19.4	18.7	19.3	19.9
G52.0	22.3	24.3	25.8	22.4	18.4	16.6	17.5	17.0	17.3	17.8
G53.0	20.3	22.2	23.7	20.5	17.2	15.3	16.1	15.4	15.7	16.4
G54.0	18.5	20.3	21.8	18.6	15.1	13.8	14.9	14.4	14.6	15.0
G55.0	16.5	17.9	19.5	16.7	13.4	12.1	13.9	13.2	13.6	14.0
G56.0	15.0	16.0	17.5	14.6	11.8	11.0	12.4	12.0	12.5	13.0
G57.0	13.3	14.1	15.5	12.9	10.4	9.8	11.1	10.8	11.5	12.0
G58.0	11.6	12.4	13.6	11.6	9.2	8.5	10.0	9.6	10.2	10.8
G59.0	10.2	10.6	12.1	10.0	8.0	7.5	8.9	8.6	9.3	9.6
G60.0	9.0	9.2	10.9	8.9	6.9	6.8	8.1	8.0	8.5	8.7
G61.0	7.8	8.2	9.5	7.8	6.2	6.2	7.2	7.0	7.6	7.8
G62.0	7.1	7.2	8.3	6.8	5.7	5.4	6.6	6.3	6.9	6.9
G63.0	6.3	6.4	7.1	6.0	4.9	4.8	6.0	5.6	6.3	6.3
G64.0	5.6	5.7	6.2	5.4	4.5	4.3	5.4	4.9	5.9	5.8
G65.0	5.1	5.1	5.6	4.8	3.9	4.1	4.9	4.6	5.3	5.2
G66.0	4.3	4.7	5.2	4.4	3.5	3.8	4.6	4.0	4.6	4.6
G67.0	4.0	4.2	4.8	4.2	3.2	3.2	4.2	3.9	4.2	4.1
G68.0	3.7	3.6	4.2	3.7	2.8	3.2	3.9	3.5	4.0	4.0
G69.0	3.4	3.2	3.8	3.4	2.5	2.8	3.6	3.1	3.4	3.6
G70.0	3.0	3.2	3.5	3.0	2.4	2.5	3.3	2.8	3.1	3.3
G71.0	2.7	2.8	3.0	2.9	2.3	2.3	3.0	2.5	2.7	2.7
G72.0	2.4	2.5	2.8	2.5	1.7	2.0	2.8	2.4	2.3	2.5
G73.0	2.3	2.2	2.5	2.1	1.3	1.7	2.7	2.0	2.1	2.2

C Plane (°):0.0-360.0: 30.0

Test Lab:

Test Type: TYPE C

Temperature:

Operator:

Gamma Plane (°):0.0-180.0:1.0

Test Device: GPM-1800B

Distance: 11.573 m [K=1.0000]

Humidity:

Inspector:

Candlepower Table (Continue 2)

Unit: cd

G\C	C0.0	C30.0	C60.0	C90.0	C120.0	C150.0	C180.0	C210.0	C240.0	C270.0
G74.0	2.1	2.0	2.2	1.9	1.2	1.5	2.4	1.8	1.8	1.8
G75.0	1.9	1.6	1.9	1.5	1.0	1.2	1.9	1.6	1.6	1.7
G76.0	1.5	1.4	1.6	1.0	0.0	1.1	1.8	1.5	1.4	1.6
G77.0	1.3	1.1	1.0	0.0	0.0	1.0	1.4	1.3	1.1	1.2
G78.0	0.0	0.0	0.0	0.0	0.0	0.0	1.3	1.1	1.1	0.0
G79.0	0.0	0.0	0.0	0.0	0.0	0.0	1.1	0.0	0.0	0.0
G80.0	0.0	0.0	0.0	0.0	0.0	0.0	0.0	0.0	0.0	0.0
G81.0	0.0	0.0	0.0	0.0	0.0	0.0	0.0	0.0	0.0	0.0
G82.0	0.0	0.0	0.0	0.0	0.0	0.0	0.0	0.0	0.0	0.0
G83.0	0.0	0.0	0.0	0.0	0.0	0.0	0.0	0.0	0.0	0.0
G84.0	0.0	0.0	0.0	0.0	0.0	0.0	0.0	0.0	0.0	0.0
G85.0	0.0	0.0	0.0	0.0	0.0	0.0	0.0	0.0	0.0	0.0
G86.0	0.0	0.0	0.0	0.0	0.0	0.0	0.0	0.0	0.0	0.0
G87.0	0.0	0.0	0.0	0.0	0.0	0.0	0.0	0.0	0.0	0.0
G88.0	0.0	0.0	0.0	0.0	0.0	0.0	0.0	0.0	0.0	0.0
G89.0	0.0	0.0	0.0	0.0	0.0	0.0	0.0	0.0	0.0	0.0
G90.0	0.0	0.0	0.0	0.0	0.0	0.0	0.0	0.0	0.0	0.0
G91.0	0.0	0.0	0.0	0.0	0.0	0.0	0.0	0.0	0.0	0.0
G92.0	0.0	0.0	0.0	0.0	0.0	0.0	0.0	0.0	0.0	0.0
G93.0	0.0	0.0	0.0	0.0	0.0	0.0	0.0	0.0	0.0	0.0
G94.0	0.0	0.0	0.0	0.0	0.0	0.0	0.0	0.0	0.0	0.0
G95.0	0.0	0.0	0.0	0.0	0.0	0.0	0.0	0.0	0.0	0.0
G96.0	0.0	0.0	0.0	0.0	0.0	0.0	1.0	0.0	0.0	0.0
G97.0	0.0	0.0	0.0	0.0	0.0	0.0	0.0	0.0	0.0	0.0
G98.0	0.0	0.0	0.0	0.0	0.0	0.0	1.1	0.0	0.0	0.0
G99.0	0.0	0.0	0.0	0.0	0.0	0.0	0.0	0.0	0.0	0.0
G100.0	0.0	0.0	0.0	0.0	0.0	0.0	0.0	0.0	0.0	0.0
G101.0	0.0	0.0	0.0	0.0	0.0	0.0	0.0	0.0	0.0	0.0
G102.0	0.0	0.0	0.0	0.0	0.0	0.0	0.0	0.0	0.0	0.0
G103.0	0.0	0.0	0.0	0.0	0.0	0.0	1.0	0.0	0.0	0.0
G104.0	0.0	0.0	0.0	0.0	0.0	0.0	0.0	0.0	0.0	0.0
G105.0	0.0	0.0	0.0	0.0	0.0	0.0	1.0	0.0	0.0	0.0
G106.0	0.0	0.0	0.0	0.0	0.0	0.0	0.0	0.0	0.0	0.0
G107.0	0.0	0.0	0.0	0.0	0.0	0.0	1.0	0.0	0.0	0.0
G108.0	0.0	0.0	0.0	0.0	0.0	0.0	1.1	0.0	0.0	0.0
G109.0	0.0	0.0	0.0	0.0	0.0	0.0	1.0	0.0	0.0	0.0
G110.0	0.0	0.0	0.0	0.0	0.0	0.0	1.0	0.0	0.0	0.0

C Plane (°):0.0-360.0: 30.0

Test Lab:

Test Type: TYPE C

Temperature:

Operator:

Gamma Plane (°):0.0-180.0:1.0

Test Device: GPM-1800B

Distance: 11.573 m [K=1.0000]

Humidity:

Inspector:

Candlepower Table (Continue 3)

Unit: cd

G/C	C0.0	C30.0	C60.0	C90.0	C120.0	C150.0	C180.0	C210.0	C240.0	C270.0
G111.0	0.0	0.0	0.0	0.0	0.0	0.0	0.0	0.0	0.0	0.0
G112.0	0.0	0.0	0.0	0.0	0.0	0.0	1.0	0.0	0.0	0.0
G113.0	0.0	0.0	0.0	0.0	0.0	0.0	1.1	0.0	0.0	0.0
G114.0	0.0	0.0	0.0	0.0	0.0	0.0	0.0	0.0	0.0	0.0
G115.0	0.0	0.0	0.0	0.0	0.0	0.0	1.0	0.0	0.0	0.0
G116.0	0.0	0.0	0.0	0.0	0.0	0.0	1.0	0.0	0.0	0.0
G117.0	0.0	0.0	0.0	0.0	0.0	0.0	1.0	0.0	0.0	0.0
G118.0	0.0	0.0	0.0	0.0	0.0	0.0	1.1	0.0	0.0	0.0
G119.0	0.0	0.0	0.0	0.0	0.0	0.0	1.1	0.0	0.0	0.0
G120.0	0.0	0.0	0.0	0.0	0.0	1.0	0.0	0.0	0.0	0.0
G121.0	0.0	0.0	0.0	0.0	0.0	1.1	1.2	0.0	0.0	0.0
G122.0	0.0	0.0	0.0	0.0	0.0	1.3	1.1	0.0	0.0	0.0
G123.0	1.0	0.0	0.0	0.0	0.0	1.3	1.2	0.0	0.0	0.0
G124.0	1.0	0.0	1.1	0.0	0.0	1.3	1.2	0.0	0.0	0.0
G125.0	1.0	0.0	0.0	0.0	0.0	1.3	1.3	0.0	0.0	0.0
G126.0	0.0	1.0	0.0	1.1	0.0	1.2	1.2	0.0	0.0	0.0
G127.0	1.1	1.0	1.0	1.0	0.0	1.4	1.6	0.0	0.0	0.0
G128.0	1.2	0.0	1.1	1.0	0.0	1.4	1.5	0.0	0.0	0.0
G129.0	1.2	0.0	1.1	1.1	0.0	1.5	1.5	0.0	1.2	0.0
G130.0	1.1	0.0	1.1	1.1	0.0	1.4	1.4	0.0	1.3	0.0
G131.0	1.2	1.1	1.3	1.1	1.0	1.5	1.5	1.4	1.2	1.0
G132.0	1.4	1.0	1.4	1.2	1.0	1.7	1.6	1.4	1.4	1.3
G133.0	1.3	1.3	1.3	1.2	1.1	1.7	1.6	1.5	1.4	1.2
G134.0	1.6	1.3	1.5	1.3	1.2	1.8	1.7	1.7	1.6	1.3
G135.0	1.6	1.5	1.3	1.5	1.3	1.7	2.1	1.8	1.6	1.3
G136.0	1.7	1.4	1.4	1.6	1.4	1.6	2.0	1.7	1.9	1.4
G137.0	1.8	1.5	1.7	1.6	1.5	1.7	2.0	1.7	1.7	1.5
G138.0	1.9	1.5	1.5	1.7	1.6	1.7	2.2	1.7	1.9	1.6
G139.0	2.1	1.5	1.5	1.8	1.6	1.9	2.3	1.9	2.0	1.5
G140.0	2.3	1.8	2.0	2.0	1.5	2.0	2.4	2.1	2.1	1.6
G141.0	2.3	1.7	2.1	2.1	1.8	2.2	2.4	2.1	2.3	1.8
G142.0	2.4	1.8	2.0	2.3	1.9	2.3	2.8	2.2	2.3	1.9
G143.0	2.4	1.9	1.9	2.3	1.9	2.3	2.8	2.2	2.5	1.9
G144.0	2.3	1.9	2.0	2.3	2.0	2.4	2.7	2.4	2.5	2.1
G145.0	2.3	1.9	2.3	2.4	2.2	2.4	2.7	2.4	2.5	2.2
G146.0	2.5	2.2	2.5	2.5	2.3	2.5	3.0	2.5	2.7	2.2
G147.0	2.8	2.2	2.3	2.6	2.2	2.7	3.2	2.4	2.7	2.3

C Plane (°):0.0-360.0: 30.0

Test Lab:

Test Type: TYPE C

Temperature:

Operator:

Gamma Plane (°):0.0-180.0:1.0

Test Device: GPM-1800B

Distance: 11.573 m [K=1.0000]

Humidity:

Inspector:

Candlepower Table (Continue 4)

Unit: cd

G/C	C0.0	C30.0	C60.0	C90.0	C120.0	C150.0	C180.0	C210.0	C240.0	C270.0
G148.0	2.8	2.3	2.4	2.8	2.4	2.7	3.2	2.7	2.8	2.4
G149.0	2.7	2.6	2.5	2.8	2.4	2.8	3.4	2.6	2.8	2.6
G150.0	2.8	2.6	2.7	2.9	2.5	2.9	3.4	2.7	3.1	2.6
G151.0	3.1	2.6	2.9	2.9	2.8	3.2	3.5	3.0	2.9	2.6
G152.0	3.1	2.7	2.9	3.0	2.7	3.2	3.5	3.1	3.0	2.5
G153.0	3.2	2.8	3.0	3.2	2.8	3.3	3.7	3.2	3.2	2.6
G154.0	3.3	2.9	3.2	3.2	2.9	3.2	3.8	3.1	3.2	2.7
G155.0	3.4	3.0	3.4	3.1	2.8	3.5	3.9	3.3	3.3	2.7
G156.0	3.5	3.1	3.5	3.2	3.0	3.6	4.0	3.3	3.4	2.8
G157.0	3.5	3.2	3.5	3.3	3.0	3.6	3.9	3.4	3.5	2.8
G158.0	3.6	3.2	3.4	3.5	3.2	3.6	3.9	3.4	3.5	3.0
G159.0	3.6	3.3	3.5	3.5	3.3	3.8	4.1	3.7	3.8	3.1
G160.0	3.7	3.4	3.6	3.5	3.2	3.8	4.2	3.7	3.8	3.2
G161.0	3.7	3.5	3.8	3.6	3.4	3.8	4.3	3.7	3.8	3.3
G162.0	4.0	3.6	3.9	3.7	3.7	3.8	4.3	3.7	3.9	3.5
G163.0	4.1	3.7	3.9	3.8	3.6	4.1	4.3	3.9	4.0	3.5
G164.0	4.1	3.8	3.9	3.8	3.8	4.2	4.4	3.9	3.9	3.5
G165.0	4.1	4.0	4.0	3.9	3.9	4.1	4.6	4.0	4.0	3.7
G166.0	4.3	3.9	4.1	4.1	3.8	4.3	4.5	4.1	4.0	3.8
G167.0	4.1	4.1	4.2	4.0	4.0	4.3	4.3	4.1	4.2	3.7
G168.0	4.4	4.3	4.3	4.1	4.0	4.4	4.4	3.9	4.3	3.7
G169.0	4.4	4.1	4.4	4.1	4.0	4.4	4.3	4.1	4.4	3.8
G170.0	4.6	4.2	4.4	4.1	4.0	4.3	4.6	4.2	4.3	3.8
G171.0	4.7	4.3	4.5	4.1	4.1	4.4	4.6	4.0	4.4	3.9
G172.0	4.7	4.4	4.7	4.1	4.3	4.7	4.5	4.2	4.4	4.0
G173.0	4.6	4.3	4.6	4.2	4.4	4.6	4.6	4.3	4.5	4.2
G174.0	4.7	4.6	4.5	4.3	4.4	4.7	4.6	4.4	4.4	4.1
G175.0	4.8	4.5	4.7	4.4	4.5	4.8	4.8	4.5	4.5	4.3
G176.0	4.9	4.3	4.6	4.5	4.6	4.9	4.7	4.3	4.6	4.1
G177.0	5.0	4.5	4.7	4.3	4.6	4.8	4.8	4.5	4.6	4.2
G178.0	4.9	4.6	4.6	4.5	4.6	4.8	4.7	4.3	4.6	4.1
G179.0	5.1	4.7	4.8	4.6	4.5	5.0	4.8	4.4	4.7	4.2
G180.0	4.9	4.6	4.7	4.4	4.7	4.9	4.9	4.4	4.6	4.4

C Plane (°):0.0-360.0: 30.0

Test Lab:

Test Type: TYPE C

Temperature:

Operator:

Gamma Plane (°):0.0-180.0:1.0

Test Device: GPM-1800B

Distance: 11.573 m [K=1.0000]

Humidity:

Inspector:

Candlepower Table (Continue 5)

Unit: cd

G\C	C300.0	C330.0	C360.0						
G0.0	622.9	624.7	627.1						
G1.0	623.4	622.8	625.6						
G2.0	621.9	622.2	625.2						
G3.0	618.7	622.7	623.3						
G4.0	612.3	618.3	619.9						
G5.0	607.2	615.7	616.4						
G6.0	602.1	609.1	608.4						
G7.0	593.9	603.8	602.6						
G8.0	584.0	597.3	595.6						
G9.0	572.6	585.8	585.7						
G10.0	561.9	575.3	573.6						
G11.0	548.0	563.8	564.3						
G12.0	535.9	553.0	552.6						
G13.0	518.1	539.4	541.6						
G14.0	505.1	526.7	530.5						
G15.0	490.4	514.5	517.3						
G16.0	475.1	499.8	503.8						
G17.0	457.6	484.5	489.4						
G18.0	441.5	469.8	475.5						
G19.0	427.9	454.7	460.4						
G20.0	410.0	440.4	444.0						
G21.0	395.1	423.5	425.7						
G22.0	376.3	407.8	408.9						
G23.0	355.4	385.6	388.3						
G24.0	335.9	367.2	368.8						
G25.0	316.2	348.1	350.2						
G26.0	297.9	328.8	327.6						
G27.0	277.3	311.1	308.3						
G28.0	259.3	290.6	288.1						
G29.0	241.1	271.5	268.9						
G30.0	222.9	253.4	250.4						
G31.0	204.7	235.1	230.5						
G32.0	187.4	215.6	213.1						
G33.0	172.1	198.6	195.7						
G34.0	157.6	182.6	178.6						
G35.0	143.5	167.8	160.4						
G36.0	129.0	151.6	143.9						

C Plane (°):0.0-360.0: 30.0
 Test Lab:
 Test Type: TYPE C
 Temperature:
 Operator:

Gamma Plane (°):0.0-180.0:1.0
 Test Device: GPM-1800B
 Distance: 11.573 m [K=1.0000]
 Humidity:
 Inspector:

Candlepower Table (Continue 6)

Unit: cd

G\C	C300.0	C330.0	C360.0						
G37.0	117.6	137.1	128.7						
G38.0	105.0	123.2	115.5						
G39.0	94.1	109.3	102.5						
G40.0	81.4	96.4	91.8						
G41.0	71.8	86.3	81.8						
G42.0	64.1	77.6	72.7						
G43.0	56.7	69.4	63.5						
G44.0	50.7	62.0	55.5						
G45.0	45.5	53.6	49.4						
G46.0	39.5	46.7	43.8						
G47.0	34.7	41.6	38.1						
G48.0	30.8	36.9	33.8						
G49.0	27.5	32.5	30.4						
G50.0	24.4	28.5	27.3						
G51.0	21.6	25.5	24.6						
G52.0	19.6	23.2	22.3						
G53.0	17.6	20.6	20.3						
G54.0	16.0	18.7	18.5						
G55.0	15.0	17.1	16.5						
G56.0	13.6	15.7	15.0						
G57.0	12.4	14.3	13.3						
G58.0	11.1	12.7	11.6						
G59.0	10.1	11.2	10.2						
G60.0	8.8	10.0	9.0						
G61.0	7.8	8.9	7.8						
G62.0	7.0	7.8	7.1						
G63.0	6.3	7.0	6.3						
G64.0	5.6	6.3	5.6						
G65.0	5.0	5.6	5.1						
G66.0	4.5	5.1	4.3						
G67.0	4.1	4.6	4.0						
G68.0	3.7	4.0	3.7						
G69.0	3.2	3.8	3.4						
G70.0	2.9	3.3	3.0						
G71.0	2.7	3.2	2.7						
G72.0	2.4	2.8	2.4						
G73.0	2.3	2.8	2.3						

C Plane (°):0.0-360.0: 30.0
 Test Lab:
 Test Type: TYPE C
 Temperature:
 Operator:

Gamma Plane (°):0.0-180.0:1.0
 Test Device: GPM-1800B
 Distance: 11.573 m [K=1.0000]
 Humidity:
 Inspector:

Candlepower Table (Continue 7)

Unit: cd

G\C	C300.0	C330.0	C360.0							
G74.0	2.2	2.5	2.1							
G75.0	1.9	2.2	1.9							
G76.0	1.7	2.0	1.5							
G77.0	1.2	1.7	1.3							
G78.0	1.2	1.5	0.0							
G79.0	1.0	1.3	0.0							
G80.0	0.0	1.1	0.0							
G81.0	0.0	0.0	0.0							
G82.0	0.0	0.0	0.0							
G83.0	0.0	0.0	0.0							
G84.0	0.0	0.0	0.0							
G85.0	0.0	0.0	0.0							
G86.0	0.0	0.0	0.0							
G87.0	0.0	0.0	0.0							
G88.0	0.0	0.0	0.0							
G89.0	0.0	0.0	0.0							
G90.0	0.0	0.0	0.0							
G91.0	0.0	0.0	0.0							
G92.0	0.0	0.0	0.0							
G93.0	0.0	0.0	0.0							
G94.0	0.0	0.0	0.0							
G95.0	0.0	0.0	0.0							
G96.0	0.0	0.0	0.0							
G97.0	0.0	0.0	0.0							
G98.0	0.0	0.0	0.0							
G99.0	0.0	0.0	0.0							
G100.0	0.0	0.0	0.0							
G101.0	0.0	0.0	0.0							
G102.0	0.0	0.0	0.0							
G103.0	0.0	0.0	0.0							
G104.0	0.0	0.0	0.0							
G105.0	0.0	0.0	0.0							
G106.0	0.0	0.0	0.0							
G107.0	0.0	0.0	0.0							
G108.0	0.0	0.0	0.0							
G109.0	0.0	0.0	0.0							
G110.0	0.0	0.0	0.0							

C Plane (°):0.0-360.0: 30.0
 Test Lab:
 Test Type: TYPE C
 Temperature:
 Operator:

Gamma Plane (°):0.0-180.0:1.0
 Test Device: GPM-1800B
 Distance: 11.573 m [K=1.0000]
 Humidity:
 Inspector:

Candlepower Table (Continue 8)

Unit: cd

G\C	C300.0	C330.0	C360.0							
G111.0	0.0	0.0	0.0							
G112.0	0.0	0.0	0.0							
G113.0	0.0	0.0	0.0							
G114.0	0.0	0.0	0.0							
G115.0	0.0	0.0	0.0							
G116.0	0.0	0.0	0.0							
G117.0	0.0	0.0	0.0							
G118.0	0.0	0.0	0.0							
G119.0	0.0	0.0	0.0							
G120.0	0.0	0.0	0.0							
G121.0	0.0	0.0	0.0							
G122.0	0.0	0.0	0.0							
G123.0	0.0	0.0	1.0							
G124.0	0.0	1.1	1.0							
G125.0	0.0	0.0	1.0							
G126.0	0.0	1.0	0.0							
G127.0	0.0	1.2	1.1							
G128.0	0.0	1.2	1.2							
G129.0	0.0	1.1	1.2							
G130.0	0.0	1.2	1.1							
G131.0	1.0	1.2	1.2							
G132.0	1.0	1.3	1.4							
G133.0	1.3	1.3	1.3							
G134.0	1.3	1.3	1.6							
G135.0	1.5	1.6	1.6							
G136.0	1.5	1.7	1.7							
G137.0	1.5	1.7	1.8							
G138.0	1.6	1.8	1.9							
G139.0	1.6	2.0	2.1							
G140.0	1.6	2.0	2.3							
G141.0	1.7	1.9	2.3							
G142.0	1.8	1.9	2.4							
G143.0	1.8	2.0	2.4							
G144.0	2.3	2.0	2.3							
G145.0	2.3	2.2	2.3							
G146.0	2.5	2.3	2.5							
G147.0	2.5	2.5	2.8							

C Plane (°):0.0-360.0: 30.0

Test Lab:

Test Type: TYPE C

Temperature:

Operator:

Gamma Plane (°):0.0-180.0:1.0

Test Device: GPM-1800B

Distance: 11.573 m [K=1.0000]

Humidity:

Inspector:

Candlepower Table (Continue 9)

Unit: cd

G\C	C300.0	C330.0	C360.0							
G148.0	2.6	2.5	2.8							
G149.0	2.8	2.7	2.7							
G150.0	2.8	2.7	2.8							
G151.0	3.0	2.8	3.1							
G152.0	3.0	2.9	3.1							
G153.0	3.0	3.0	3.2							
G154.0	3.3	3.2	3.3							
G155.0	3.3	3.4	3.4							
G156.0	3.4	3.3	3.5							
G157.0	3.5	3.4	3.5							
G158.0	3.4	3.5	3.6							
G159.0	3.5	3.5	3.6							
G160.0	3.7	3.5	3.7							
G161.0	3.6	3.8	3.7							
G162.0	3.8	3.8	4.0							
G163.0	4.0	3.9	4.1							
G164.0	4.0	3.8	4.1							
G165.0	4.0	4.0	4.1							
G166.0	4.1	3.9	4.3							
G167.0	4.1	4.1	4.1							
G168.0	4.0	4.0	4.4							
G169.0	4.2	4.1	4.4							
G170.0	4.3	4.3	4.6							
G171.0	4.6	4.1	4.7							
G172.0	4.4	4.3	4.7							
G173.0	4.5	4.4	4.6							
G174.0	4.6	4.5	4.7							
G175.0	4.6	4.4	4.8							
G176.0	4.6	4.6	4.9							
G177.0	4.7	4.4	5.0							
G178.0	4.9	4.5	4.9							
G179.0	4.9	4.7	5.1							
G180.0	4.4	4.7	4.9							

C Plane (°):0.0-360.0: 30.0
 Test Lab:
 Test Type: TYPE C
 Temperature:
 Operator:

Gamma Plane (°):0.0-180.0:1.0
 Test Device: GPM-1800B
 Distance: 11.573 m [K=1.0000]
 Humidity:
 Inspector: