

Report No.:

Test Time: 2020-11-3 10:13

Luminaire Property

Luminaire Manufacturer:

Luminaire Description: MLS026W12V30KD25 (不帶帽沿1304H, 7.81W)

Lamp Catalog: CXA 1304H-37V 3000K

Lamp Description: DDC10W12S-160

Voltage: 11.9 V

Current: 0.693 A

Power: 7.63 W

Power Factor: 0.923

Volt Amps: 7.38 VA

Photometric Results

CIE Class: Direct

Total Rated Lamp Lumens: 487.3 lm

Measurement Flux: 487.3 lm

Efficiency: 100%

Downward Ratio: 99%

Upward Ratio: 1%

Horizontal Diffuse Angle(10%,50%,75%,100%): H49.9,H24.9,H15.5,H0

Vertical Diffuse Angle(10%,50%,75%,100%): V52.8,V26,V16.7,V2

Luminaire Efficacy Rating (LER): 63.92

Central Intensity: 1841.71 cd


Max. Intensity: 1841.71 cd

Pos of Max. Intensity: H0 V0

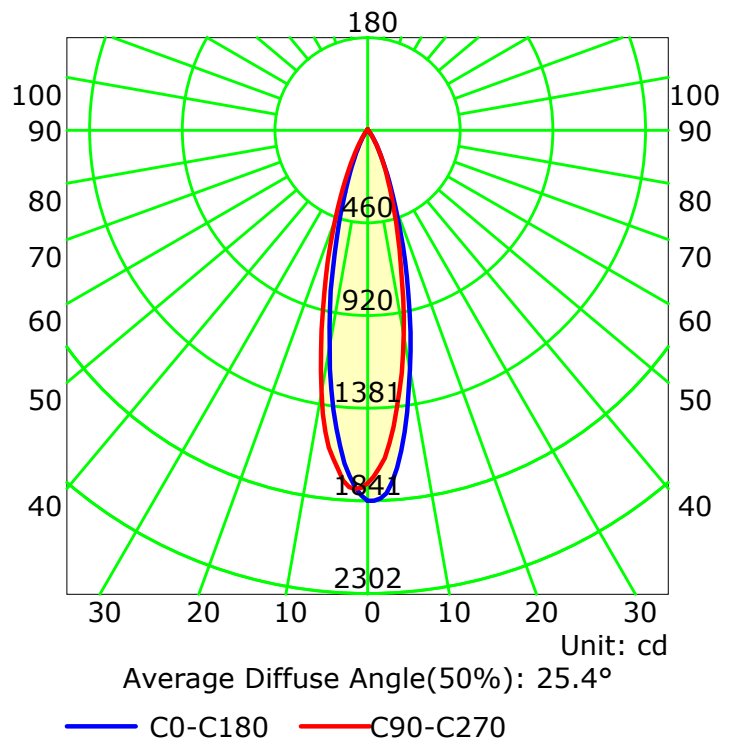
S/MH(C0/C180): 0.42

S/MH(C90/C270): 0.44

Picture Of Luminaire



Luminous Intensity Distribution Curve



C Plane (°):0.0-360.0: 30.0

Test Lab:

Test Type: TYPE C

Temperature:

Operator:

Gamma Plane (°):0.0-180.0:1.0

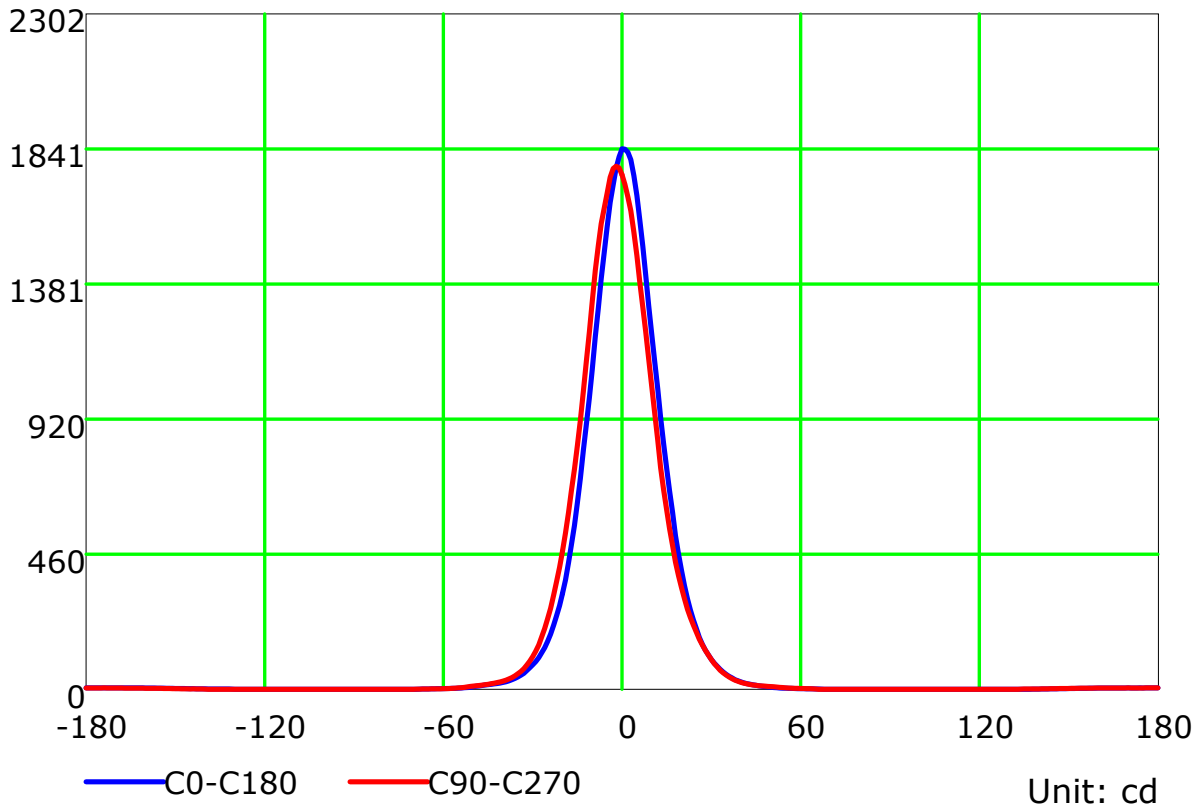
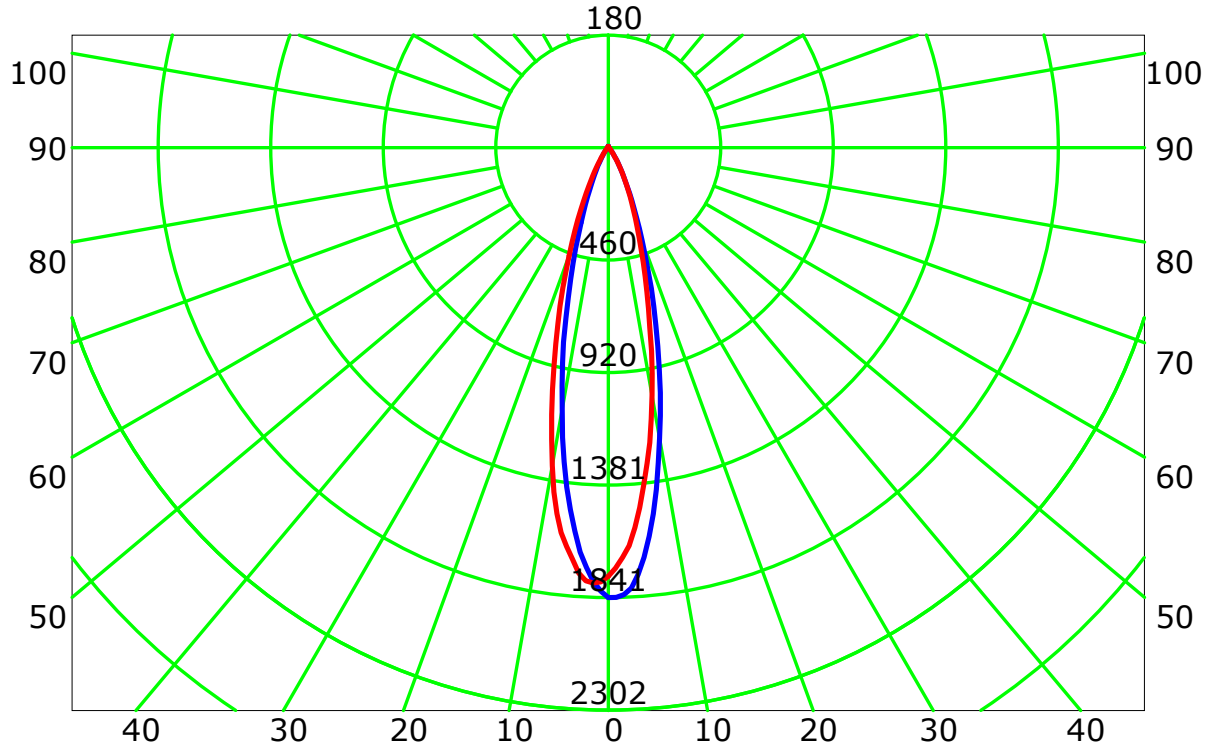
Test Device: GPM-1800B

Distance: 11.573 m [K=1.0000]

Humidity:

Inspector:

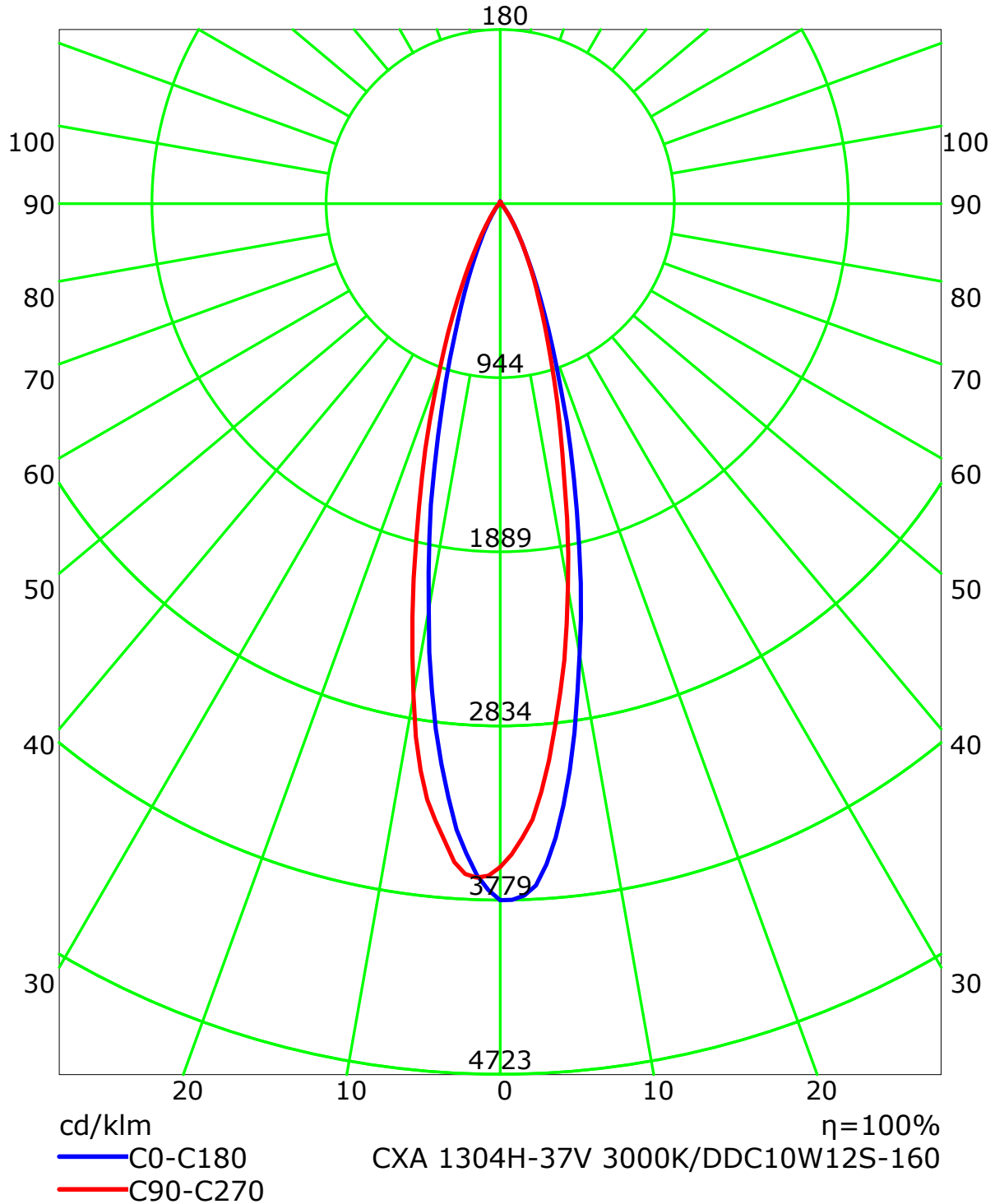
Luminous Intensity Distribution Curve



C Plane (°):0.0-360.0: 30.0
 Test Lab:
 Test Type: TYPE C
 Temperature:
 Operator:

Gamma Plane (°):0.0-180.0:1.0
 Test Device: GPM-1800B
 Distance: 11.573 m [K=1.0000]
 Humidity:
 Inspector:

Luminous Intensity Distribution Curve(cd/klm)



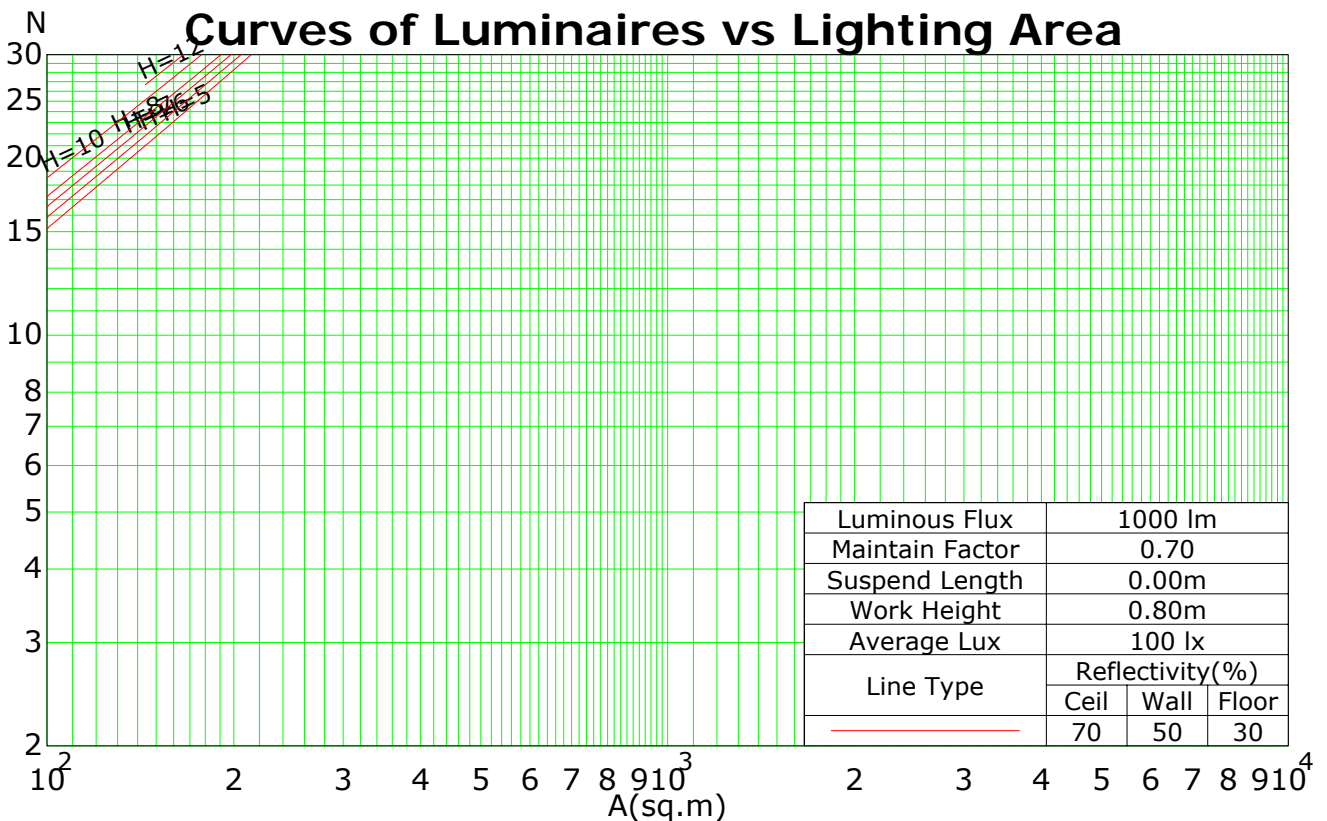
C Plane (°):0.0-360.0: 30.0
 Test Lab:
 Test Type: TYPE C
 Temperature:
 Operator:

Gamma Plane (°):0.0-180.0:1.0
 Test Device: GPM-1800B
 Distance: 11.573 m [K=1.0000]
 Humidity:
 Inspector:

Coefficients Of Utilization - Zonal Cavity Method

RC	0.8	0.8	0.8	0.8	0.7	0.7	0.7	0.7	0.5	0.5	0.5	0.3	0.3	0.3	0.1	0.1	0.1	0
RW	0.7	0.5	0.3	0.1	0.7	0.5	0.3	0.1	0.5	0.3	0.1	0.5	0.3	0.1	0.5	0.3	0.1	0
RCR	RF = 0.2																	
0	119	119	119	119	116	116	116	116	111	111	111	106	106	106	101	101	101	99
1	114	112	110	108	112	110	108	106	106	104	103	102	101	100	98	97	97	95
2	110	106	103	100	108	104	101	99	101	99	97	98	96	94	95	94	92	91
3	106	101	97	94	104	99	96	93	97	94	91	94	92	90	92	90	88	87
4	102	96	92	88	100	95	91	88	93	89	87	91	88	86	89	87	85	83
5	98	92	87	84	97	91	87	84	89	86	83	88	84	82	86	83	81	80
6	95	88	83	80	94	87	83	80	86	82	79	85	81	79	83	80	78	77
7	92	85	80	77	91	84	80	77	83	79	76	82	78	76	81	78	75	74
8	89	82	77	74	88	81	77	74	80	76	73	79	75	73	78	75	73	71
9	86	79	74	71	85	78	74	71	77	73	71	76	73	70	76	72	70	69
10	84	76	72	69	83	76	71	68	75	71	68	74	71	68	73	70	68	67

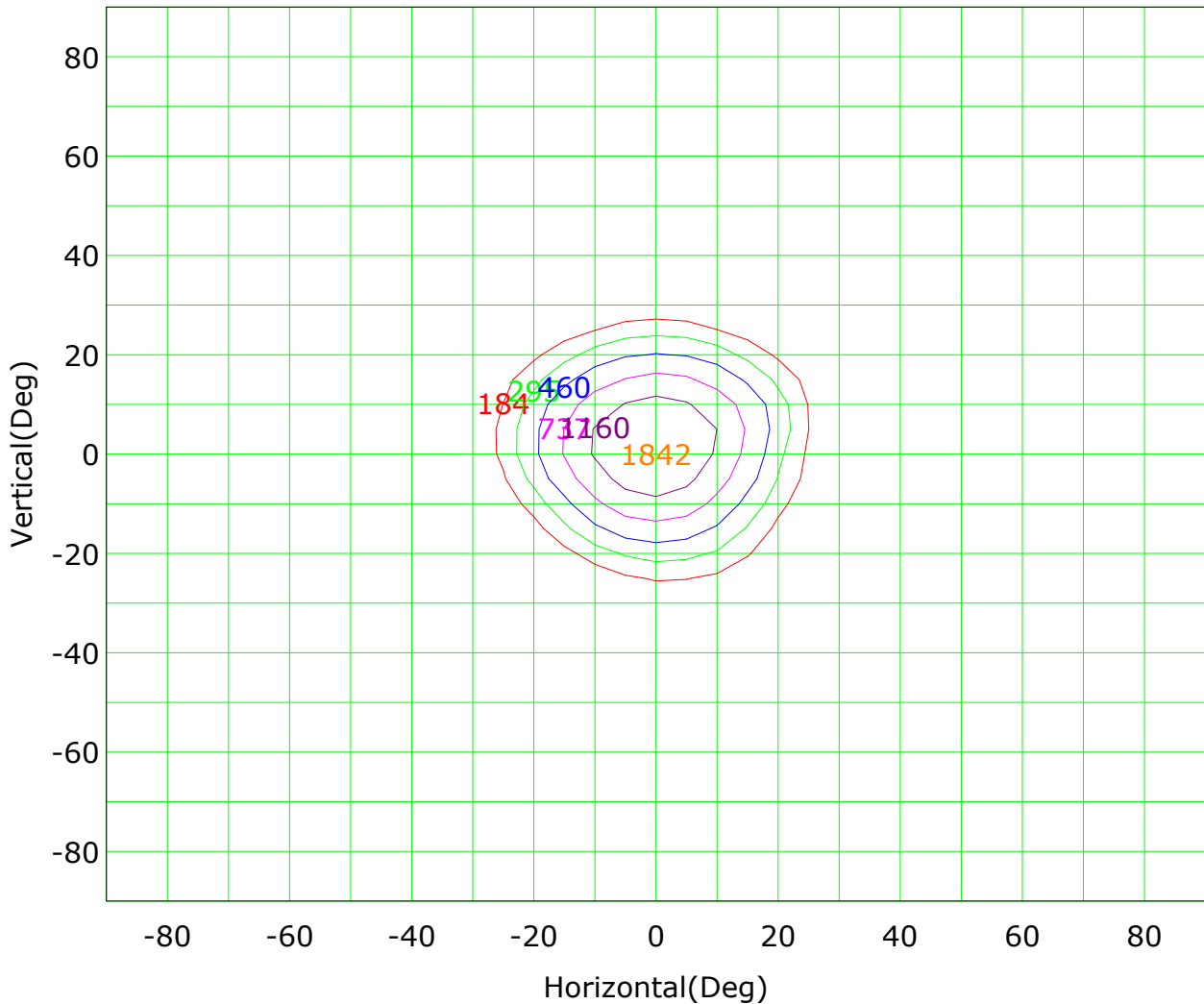
Spacing Criteria (0-180): 0.42
 Spacing Criteria (90-270): 0.44
 Spacing Criteria (Diagonal): 0.45



C Plane (°):0.0-360.0: 30.0
 Test Lab:
 Test Type: TYPE C
 Temperature:
 Operator:

Gamma Plane (°):0.0-180.0:1.0
 Test Device: GPM-1800B
 Distance: 11.573 m [K=1.0000]
 Humidity:
 Inspector:

Isocandela (rectangle)



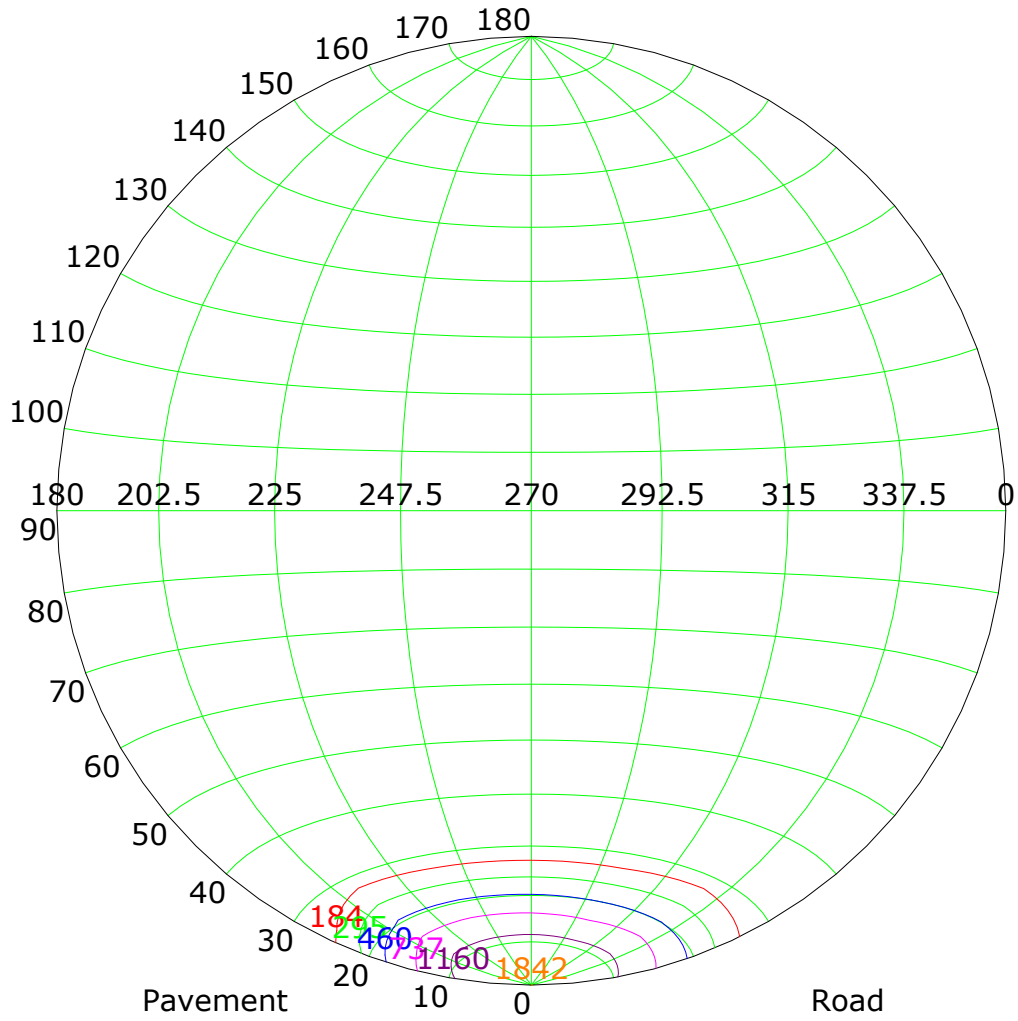
Imax (100%): 1842 cd

— (10%): 184 cd	— (16%): 295 cd
— (25%): 460 cd	— (40%): 737 cd
— (63%): 1160 cd	— (100%): 1842 cd

C Plane (°):0.0-360.0: 30.0
 Test Lab:
 Test Type: TYPE C
 Temperature:
 Operator:

Gamma Plane (°):0.0-180.0:1.0
 Test Device: GPM-1800B
 Distance: 11.573 m [K=1.0000]
 Humidity:
 Inspector:

Isocandela (sphere)



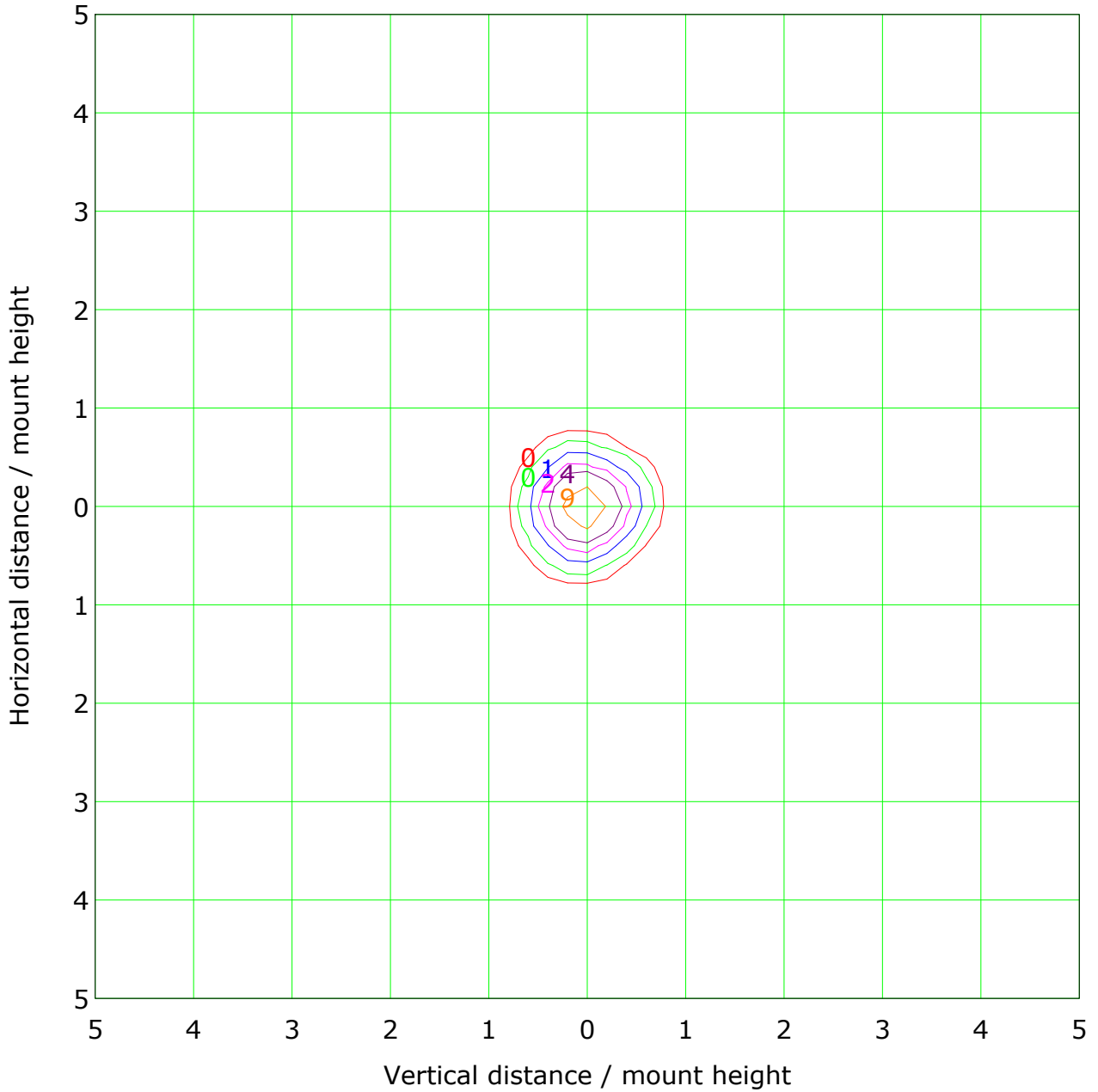
Imax (100%): 1842 cd

- | | |
|-------------------|-------------------|
| — (10%): 184 cd | — (16%): 295 cd |
| — (25%): 460 cd | — (40%): 737 cd |
| — (63%): 1160 cd | — (100%): 1842 cd |

C Plane (°):0.0-360.0: 30.0
 Test Lab:
 Test Type: TYPE C
 Temperature:
 Operator:

Gamma Plane (°):0.0-180.0:1.0
 Test Device: GPM-1800B
 Distance: 11.573 m [K=1.0000]
 Humidity:
 Inspector:

IsoLux Plot



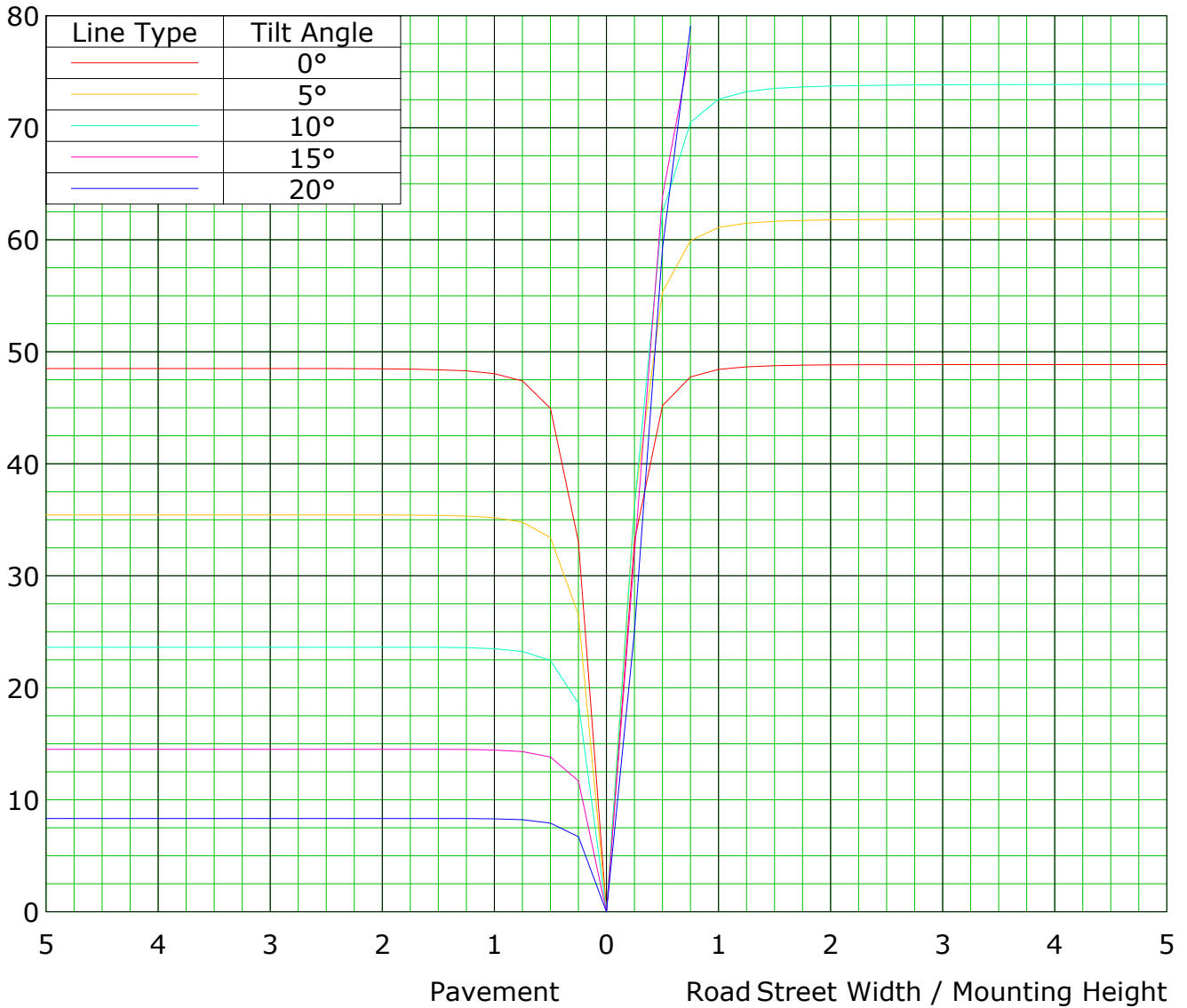
Mounting Height: 10.0m		Max Lux(100%): 18.4 lx	
<ul style="list-style-type: none"> — (1%): 0.2 lx — (5%): 0.9 lx — (20%): 3.7 lx — (100%): 18.4 lx 	<ul style="list-style-type: none"> — (2%): 0.4 lx — (10%): 1.8 lx — (50%): 9.2 lx 		

C Plane (°):0.0-360.0: 30.0
 Test Lab:
 Test Type: TYPE C
 Temperature:
 Operator:

Gamma Plane (°):0.0-180.0:1.0
 Test Device: GPM-1800B
 Distance: 11.573 m [K=1.0000]
 Humidity:
 Inspector:

Roadway CU Curve

Efficiency(%)



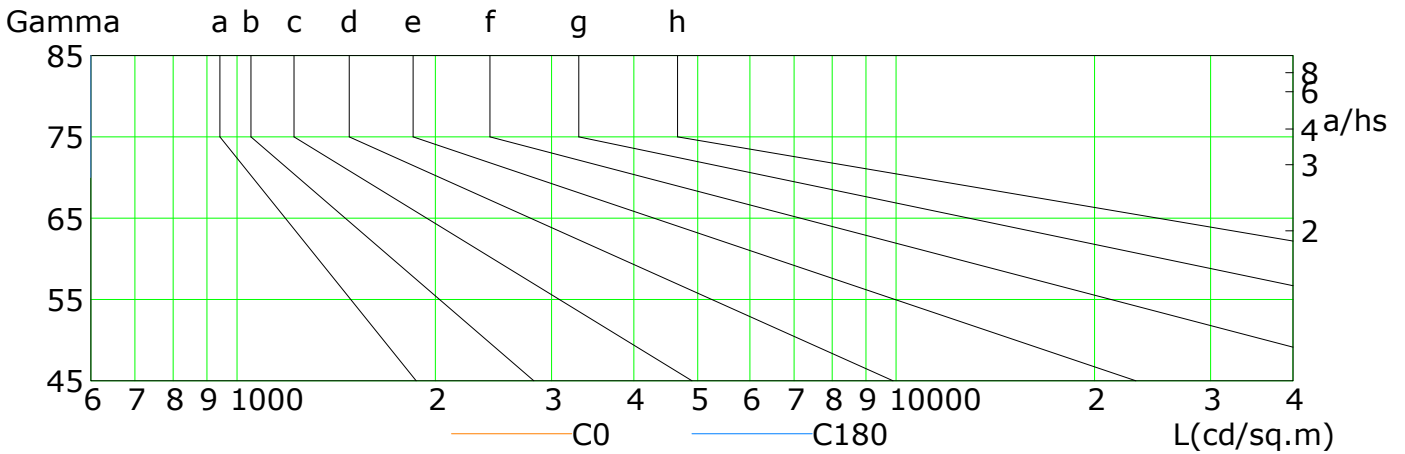
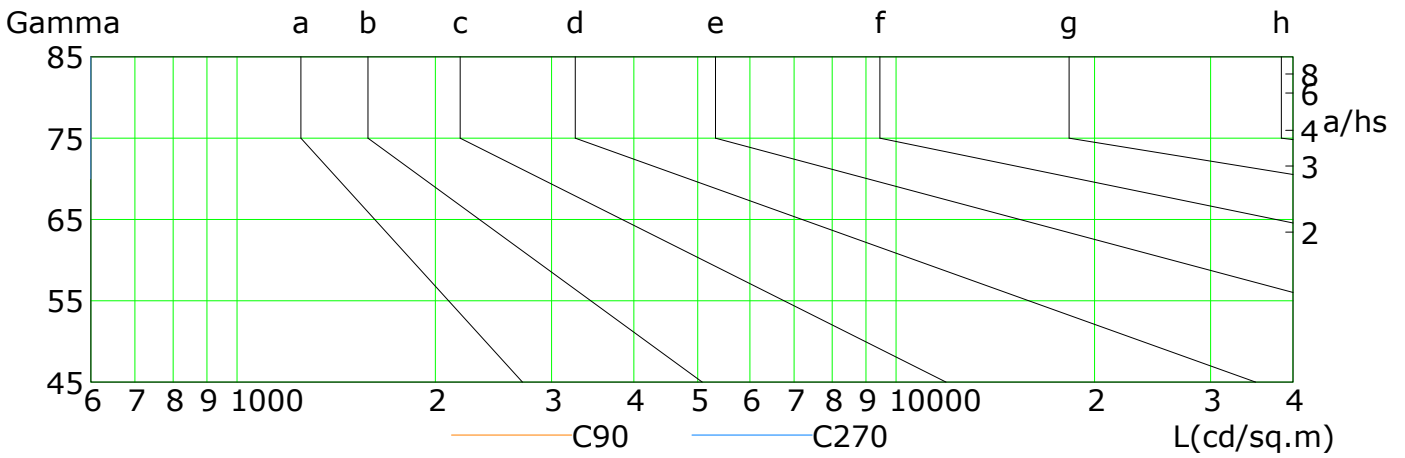
C Plane (°):0.0-360.0: 30.0
 Test Lab:
 Test Type: TYPE C
 Temperature:
 Operator:

Gamma Plane (°):0.0-180.0:1.0
 Test Device: GPM-1800B
 Distance: 11.573 m [K=1.0000]
 Humidity:
 Inspector:

Lum Limit Curve

Dazzle	Quality	Illuminance (lx)							
		2000	1000	500	<=300				
1.15	A	2000	1000	500	<=300				
1.50	B		2000	1000	500	<=300			
1.85	C			2000	1000	500	<=300		
2.20	D				2000	1000	500	<=300	
2.55	E					2000	1000	500	<=300

a b c d e f g h



L(cd/sq.m)	G45	G50	G55	G60	G65	G70	G75	G80	G85
C0	14	7	4	2	1	0	0	0	0
C90	14	10	5	3	1	0	0	0	0
C180	16	9	4	3	2	0	0	0	0
C270	17	11	5	2	2	0	0	0	0

C Plane (°):0.0-360.0: 30.0

Test Lab:

Test Type: TYPE C

Temperature:

Operator:

Gamma Plane (°):0.0-180.0:1.0

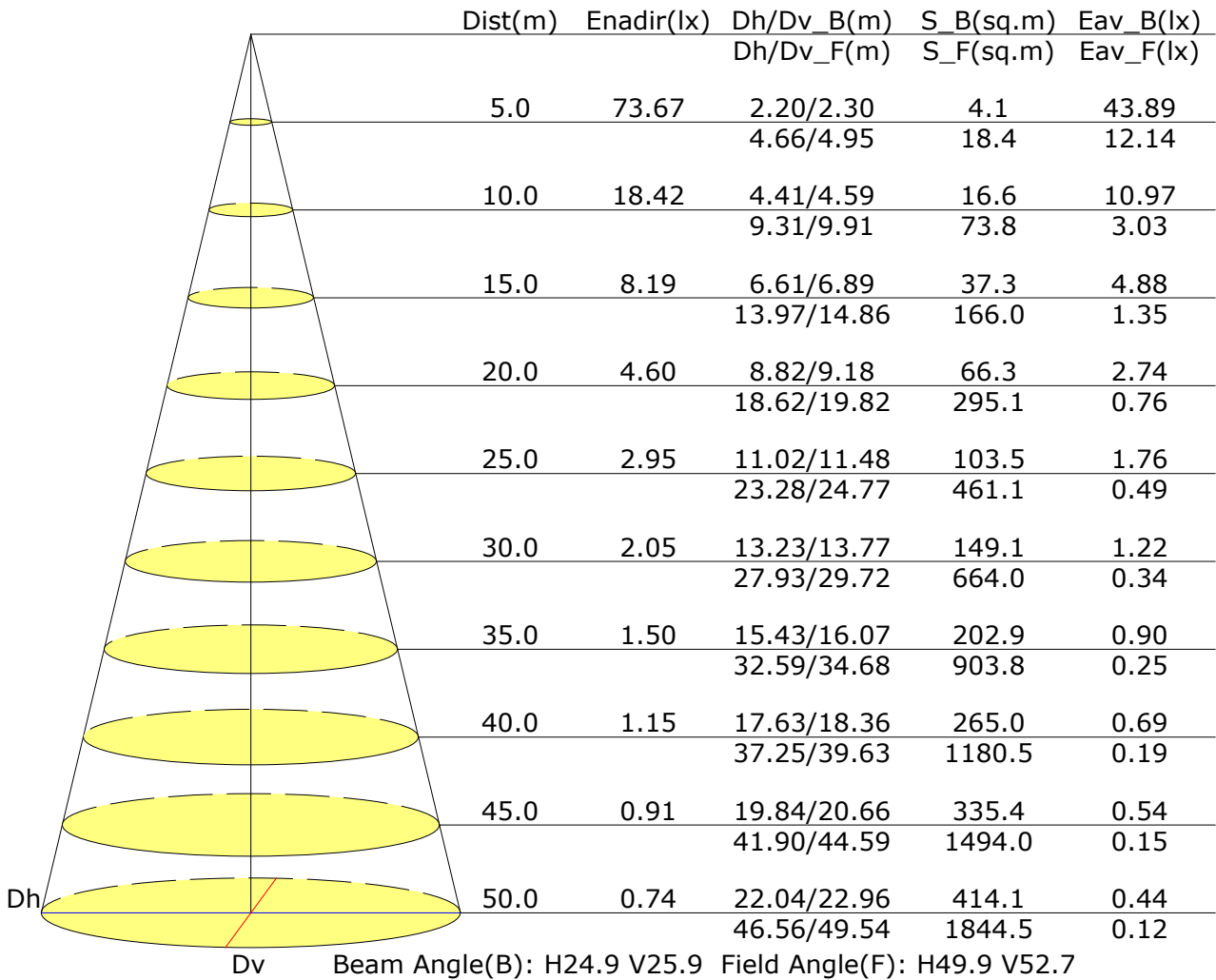
Test Device: GPM-1800B

Distance: 11.573 m [K=1.0000]

Humidity:

Inspector:

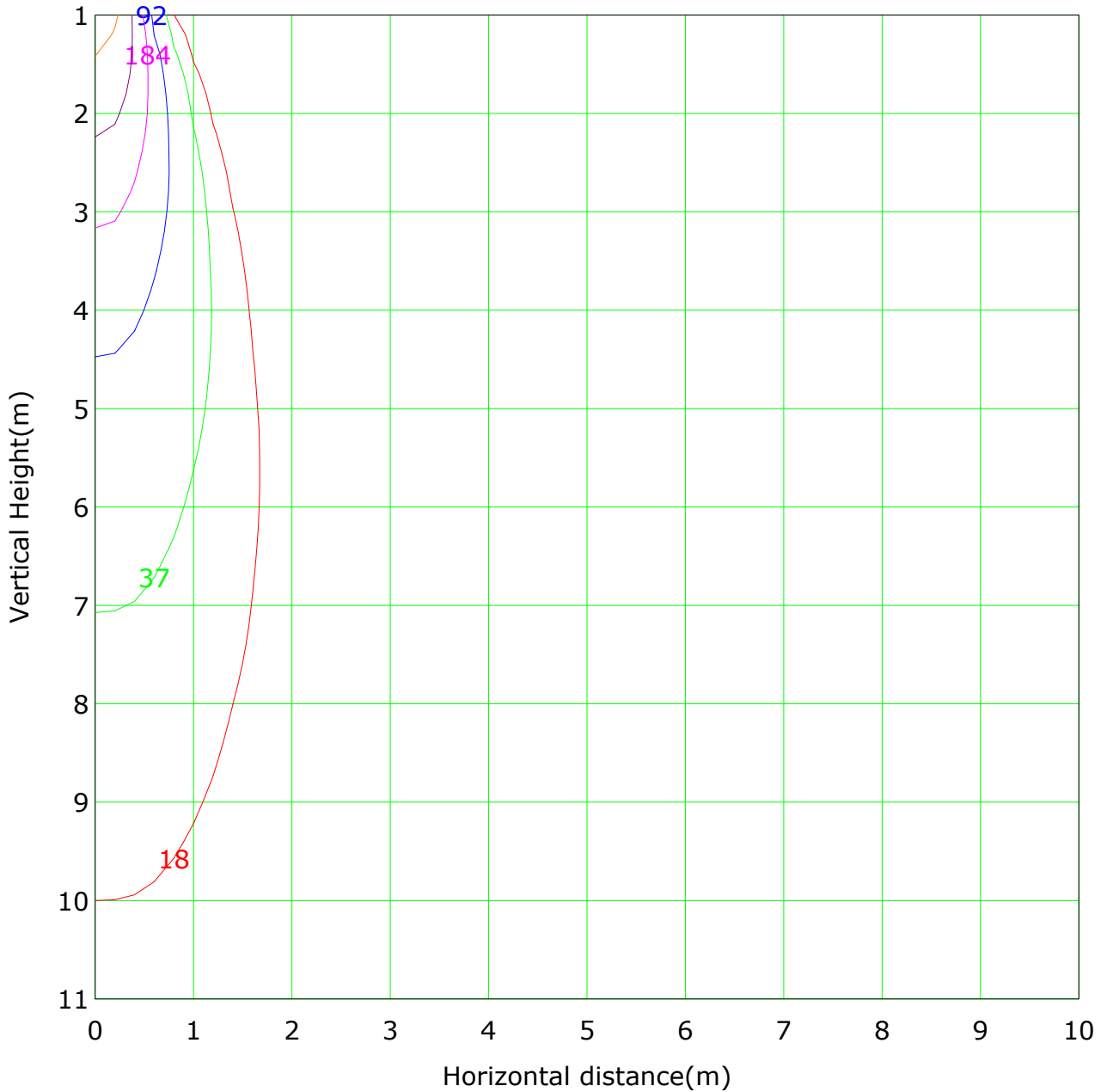
Illuminance at a Distance



C Plane (°):0.0-360.0: 30.0
 Test Lab:
 Test Type: TYPE C
 Temperature:
 Operator:

Gamma Plane (°):0.0-180.0:1.0
 Test Device: GPM-1800B
 Distance: 11.573 m [K=1.0000]
 Humidity:
 Inspector:

Vertical IsoLux Plot



Lowest(m): 1.0m Highest(m): 11.0m Max Lux: 1841.7 lx

— (1%): 18.4 lx	— (2%): 36.8 lx
— (5%): 92.1 lx	— (10%): 184.2 lx
— (20%): 368.3 lx	— (50%): 920.9 lx
— (100%):1841.7 lx	

C Plane (°):0.0-360.0: 30.0
 Test Lab:
 Test Type: TYPE C
 Temperature:
 Operator:

Gamma Plane (°):0.0-180.0:1.0
 Test Device: GPM-1800B
 Distance: 11.573 m [K=1.0000]
 Humidity:
 Inspector:

Area Flux Table

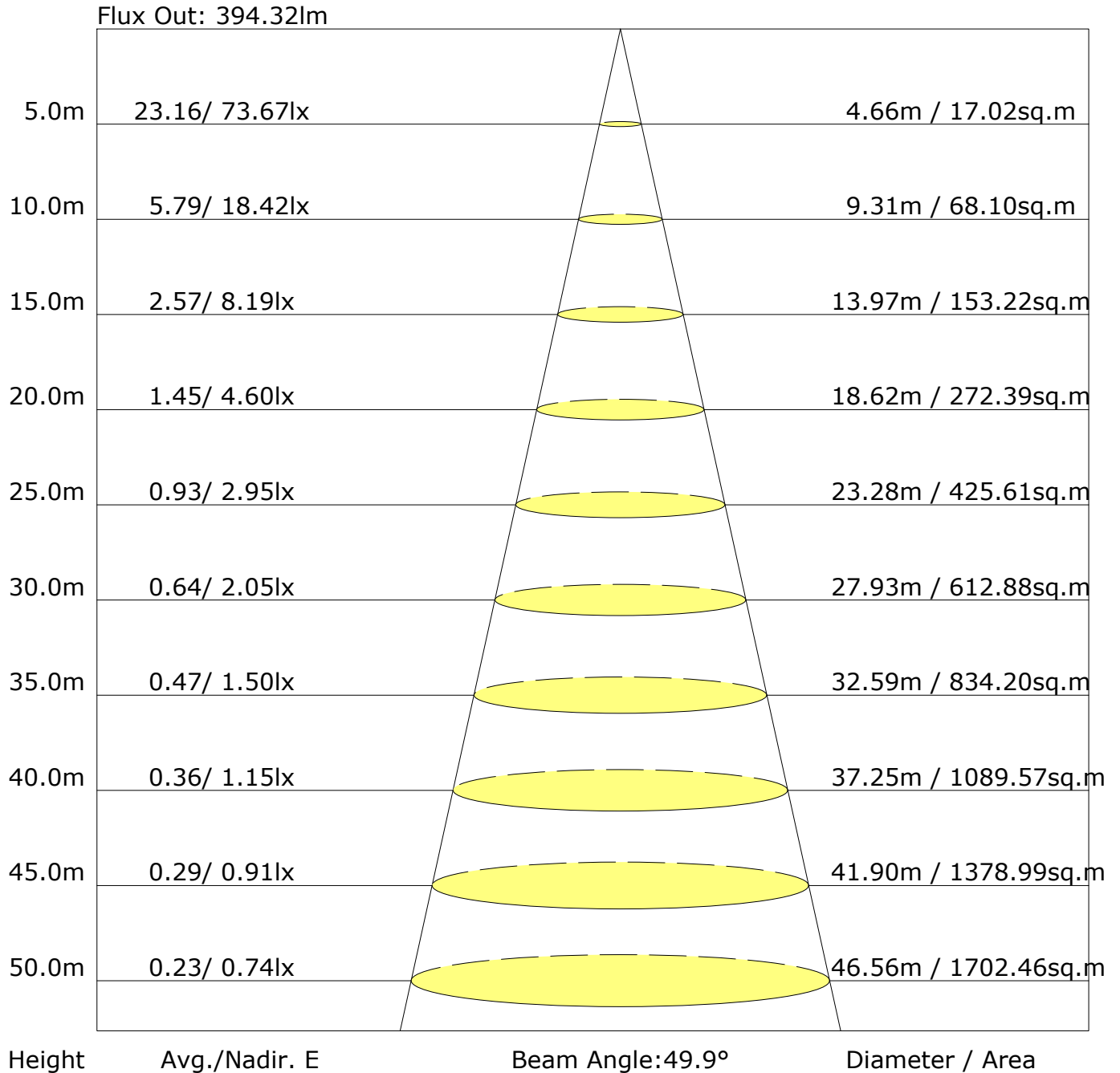
Unit: lm

		Vertical plane																					
		-90	-80	-70	-60	-50	-40	-30	-20	-10	0	10	20	30	40	50	60	70	80	90			
Flux(E)	Flux(T)	0.0	0.0	0.0	0.0	0.0	0.0	0.0	0.0	0.0	0.0	0.0	0.0	0.0	0.0	0.0	0.0	0.0	0.0	0.0	Flux(T)Flux(E)	482	401
-90	0.0	0.0	0.0	0.0	0.0	0.0	0.0	0.0	0.0	0.0	0.0	0.0	0.0	0.0	0.0	0.0	0.0	0.0	0.0	0.0	0.0	0.0	0.0
-80	0.0	0.0	0.0	0.0	0.0	0.0	0.0	0.0	0.0	0.0	0.0	0.0	0.0	0.0	0.0	0.0	0.0	0.0	0.0	0.0	0.0	0.0	0.0
-70	0.0	0.0	0.0	0.0	0.0	0.0	0.0	0.0	0.0	0.0	0.0	0.0	0.0	0.0	0.0	0.0	0.0	0.0	0.0	0.0	0.0	0.0	0.0
-60	0.0	0.0	0.0	0.0	0.0	0.0	0.0	0.0	0.0	0.0	0.0	0.0	0.0	0.0	0.0	0.0	0.0	0.0	0.0	0.0	0.0	0.0	0.0
-50	0.0	0.0	0.0	0.0	0.0	0.0	0.0	0.0	0.0	0.0	0.0	0.0	0.0	0.0	0.0	0.0	0.0	0.0	0.0	0.0	0.0	0.0	0.0
-40	0.0	0.0	0.0	0.0	0.0	0.0	0.0	0.0	0.0	0.0	0.0	0.0	0.0	0.0	0.0	0.0	0.0	0.0	0.0	0.0	0.0	0.0	0.0
-30	0.0	0.0	0.0	0.0	0.0	0.0	0.0	0.0	0.0	0.0	0.0	0.0	0.0	0.0	0.0	0.0	0.0	0.0	0.0	0.0	0.0	0.0	0.0
-20	0.0	0.0	0.0	0.0	0.0	0.0	0.0	0.0	0.0	0.0	0.0	0.0	0.0	0.0	0.0	0.0	0.0	0.0	0.0	0.0	0.0	0.0	0.0
-10	0.0	0.0	0.0	0.0	0.0	0.0	0.0	0.0	0.0	0.0	0.0	0.0	0.0	0.0	0.0	0.0	0.0	0.0	0.0	0.0	0.0	0.0	0.0
0	0.0	0.0	0.0	0.0	0.0	0.0	0.0	0.0	0.0	0.0	0.0	0.0	0.0	0.0	0.0	0.0	0.0	0.0	0.0	0.0	0.0	0.0	0.0
10	0.0	0.0	0.0	0.0	0.0	0.0	0.0	0.0	0.0	0.0	0.0	0.0	0.0	0.0	0.0	0.0	0.0	0.0	0.0	0.0	0.0	0.0	0.0
20	0.0	0.0	0.0	0.0	0.0	0.0	0.0	0.0	0.0	0.0	0.0	0.0	0.0	0.0	0.0	0.0	0.0	0.0	0.0	0.0	0.0	0.0	0.0
30	0.0	0.0	0.0	0.0	0.0	0.0	0.0	0.0	0.0	0.0	0.0	0.0	0.0	0.0	0.0	0.0	0.0	0.0	0.0	0.0	0.0	0.0	0.0
40	0.0	0.0	0.0	0.0	0.0	0.0	0.0	0.0	0.0	0.0	0.0	0.0	0.0	0.0	0.0	0.0	0.0	0.0	0.0	0.0	0.0	0.0	0.0
50	0.0	0.0	0.0	0.0	0.0	0.0	0.0	0.0	0.0	0.0	0.0	0.0	0.0	0.0	0.0	0.0	0.0	0.0	0.0	0.0	0.0	0.0	0.0
60	0.0	0.0	0.0	0.0	0.0	0.0	0.0	0.0	0.0	0.0	0.0	0.0	0.0	0.0	0.0	0.0	0.0	0.0	0.0	0.0	0.0	0.0	0.0
70	0.0	0.0	0.0	0.0	0.0	0.0	0.0	0.0	0.0	0.0	0.0	0.0	0.0	0.0	0.0	0.0	0.0	0.0	0.0	0.0	0.0	0.0	0.0
80	0.0	0.0	0.0	0.0	0.0	0.0	0.0	0.0	0.0	0.0	0.0	0.0	0.0	0.0	0.0	0.0	0.0	0.0	0.0	0.0	0.0	0.0	0.0
90	0.0	0.0	0.0	0.0	0.0	0.0	0.0	0.0	0.0	0.0	0.0	0.0	0.0	0.0	0.0	0.0	0.0	0.0	0.0	0.0	0.0	0.0	0.0
Flux(E)	0.0	0.0	0.0	0.0	0.0	0.0	0.0	0.0	0.0	0.0	0.0	0.0	0.0	0.0	0.0	0.0	0.0	0.0	0.0	0.0	0.0	0.0	0.0

C Plane (°):0.0-360.0: 30.0
 Test Lab:
 Test Type: TYPE C
 Temperature:
 Operator:

Gamma Plane (°):0.0-180.0:1.0
 Test Device: GPM-1800B
 Distance: 11.573 m [K=1.0000]
 Humidity:
 Inspector:

The Average Illuminance Effective Figure



C Plane (°):0.0-360.0: 30.0
 Test Lab:
 Test Type: TYPE C
 Temperature:
 Operator:

Gamma Plane (°):0.0-180.0:1.0
 Test Device: GPM-1800B
 Distance: 11.573 m [K=1.0000]
 Humidity:
 Inspector:

UGR Table

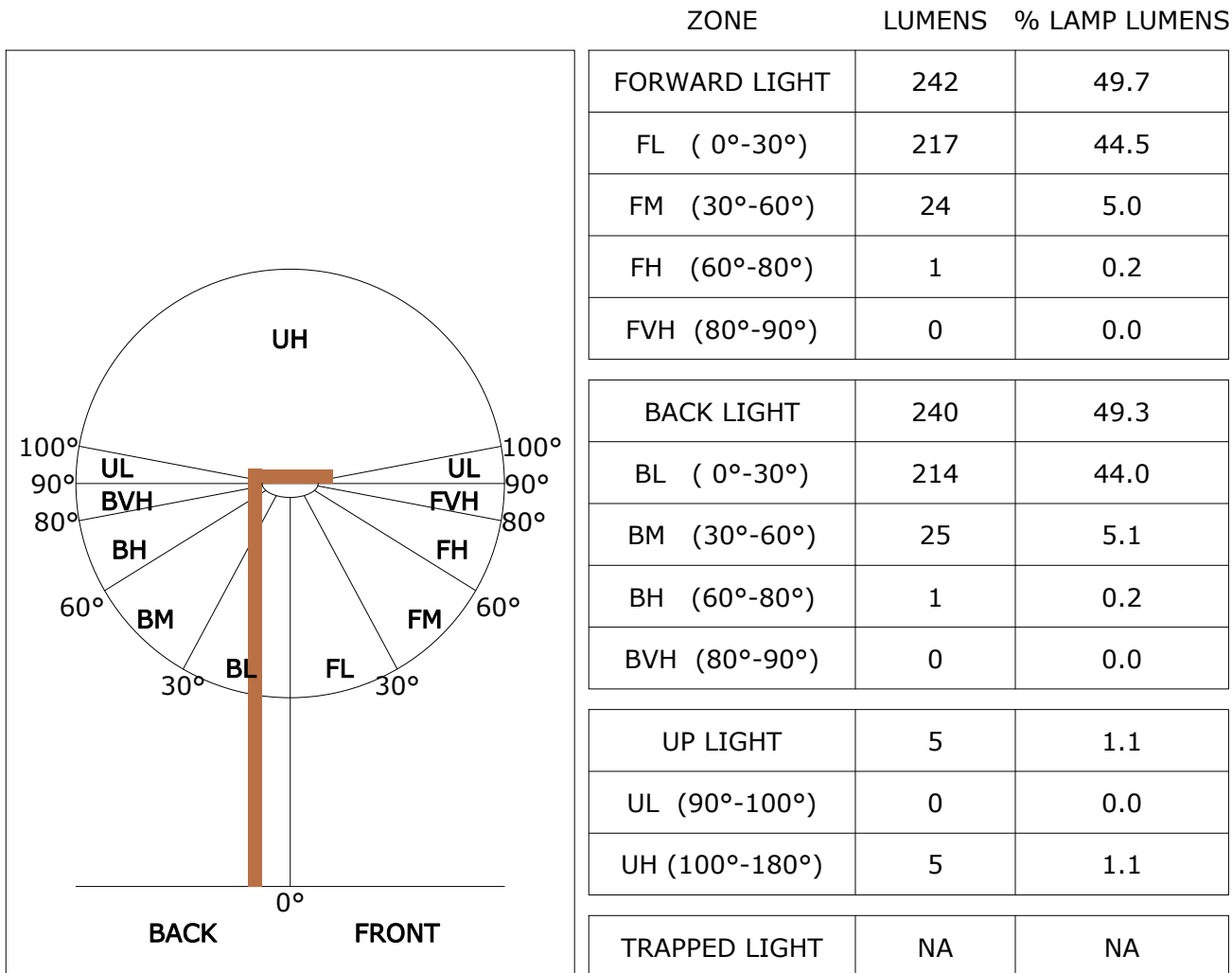
Reflectance:										
Ceiling (cavity)	0.7	0.7	0.5	0.5	0.3	0.7	0.7	0.5	0.5	0.3
Wall	0.5	0.3	0.5	0.3	0.3	0.5	0.3	0.5	0.3	0.3
Reference plane	0.2	0.2	0.2	0.2	0.2	0.2	0.2	0.2	0.2	0.2
Room dimensions	Viewed crosswise					Viewed endwise				
X=2H Y=2H	-1.\$	-1.\$	-1.\$	-1.\$	-1.\$	-1.\$	-1.\$	-1.\$	-1.\$	-1.\$
3H	-1.\$	-1.\$	-1.\$	-1.\$	-1.\$	-1.\$	-1.\$	-1.\$	-1.\$	-1.\$
4H	-1.\$	-1.\$	-1.\$	-1.\$	-1.\$	-1.\$	-1.\$	-1.\$	-1.\$	-1.\$
6H	-1.\$	-1.\$	-1.\$	-1.\$	-1.\$	-1.\$	-1.\$	-1.\$	-1.\$	-1.\$
8H	-1.\$	-1.\$	-1.\$	-1.\$	-1.\$	-1.\$	-1.\$	-1.\$	-1.\$	-1.\$
12H	-1.\$	-1.\$	-1.\$	-1.\$	-1.\$	-1.\$	-1.\$	-1.\$	-1.\$	-1.\$
X=4H Y=2H	-1.\$	-1.\$	-1.\$	-1.\$	-1.\$	-1.\$	-1.\$	-1.\$	-1.\$	-1.\$
3H	-1.\$	-1.\$	-1.\$	-1.\$	-1.\$	-1.\$	-1.\$	-1.\$	-1.\$	-1.\$
4H	-1.\$	-1.\$	-1.\$	-1.\$	-1.\$	-1.\$	-1.\$	-1.\$	-1.\$	-1.\$
6H	-1.\$	-1.\$	-1.\$	-1.\$	-1.\$	-1.\$	-1.\$	-1.\$	-1.\$	-1.\$
8H	-1.\$	-1.\$	-1.\$	-1.\$	-1.\$	-1.\$	-1.\$	-1.\$	-1.\$	-1.\$
12H	-1.\$	-1.\$	-1.\$	-1.\$	-1.\$	-1.\$	-1.\$	-1.\$	-1.\$	-1.\$
X=8H Y=4H	-1.\$	-1.\$	-1.\$	-1.\$	-1.\$	-1.\$	-1.\$	-1.\$	-1.\$	-1.\$
6H	-1.\$	-1.\$	-1.\$	-1.\$	-1.\$	-1.\$	-1.\$	-1.\$	-1.\$	-1.\$
8H	-1.\$	-1.\$	-1.\$	-1.\$	-1.\$	-1.\$	-1.\$	-1.\$	-1.\$	-1.\$
12H	-1.\$	-1.\$	-1.\$	-1.\$	-1.\$	-1.\$	-1.\$	-1.\$	-1.\$	-1.\$
X=12H Y=4H	-1.\$	-1.\$	-1.\$	-1.\$	-1.\$	-1.\$	-1.\$	-1.\$	-1.\$	-1.\$
6H	-1.\$	-1.\$	-1.\$	-1.\$	-1.\$	-1.\$	-1.\$	-1.\$	-1.\$	-1.\$
8H	-1.\$	-1.\$	-1.\$	-1.\$	-1.\$	-1.\$	-1.\$	-1.\$	-1.\$	-1.\$
Variations with the observer position at spacings:										
S=1.0H	-1.\$/-1.\$					-1.\$/-1.\$				
S=1.5H	-1.\$/-1.\$					-1.\$/-1.\$				
S=2.0H	-1.\$/-1.\$					-1.\$/-1.\$				

Calculate in accordance with CIE Pub.117. The table is revised with 487lm ($8\log(F/F_0) = -2.5$).

C Plane (°):0.0-360.0: 30.0
 Test Lab:
 Test Type: TYPE C
 Temperature:
 Operator:

Gamma Plane (°):0.0-180.0:1.0
 Test Device: GPM-1800B
 Distance: 11.573 m [K=1.0000]
 Humidity:
 Inspector:

FLUX DISTRIBUTION TABLE BASED ON THE IESNA LUMINAIRE CLASSIFICATION SYSTEM

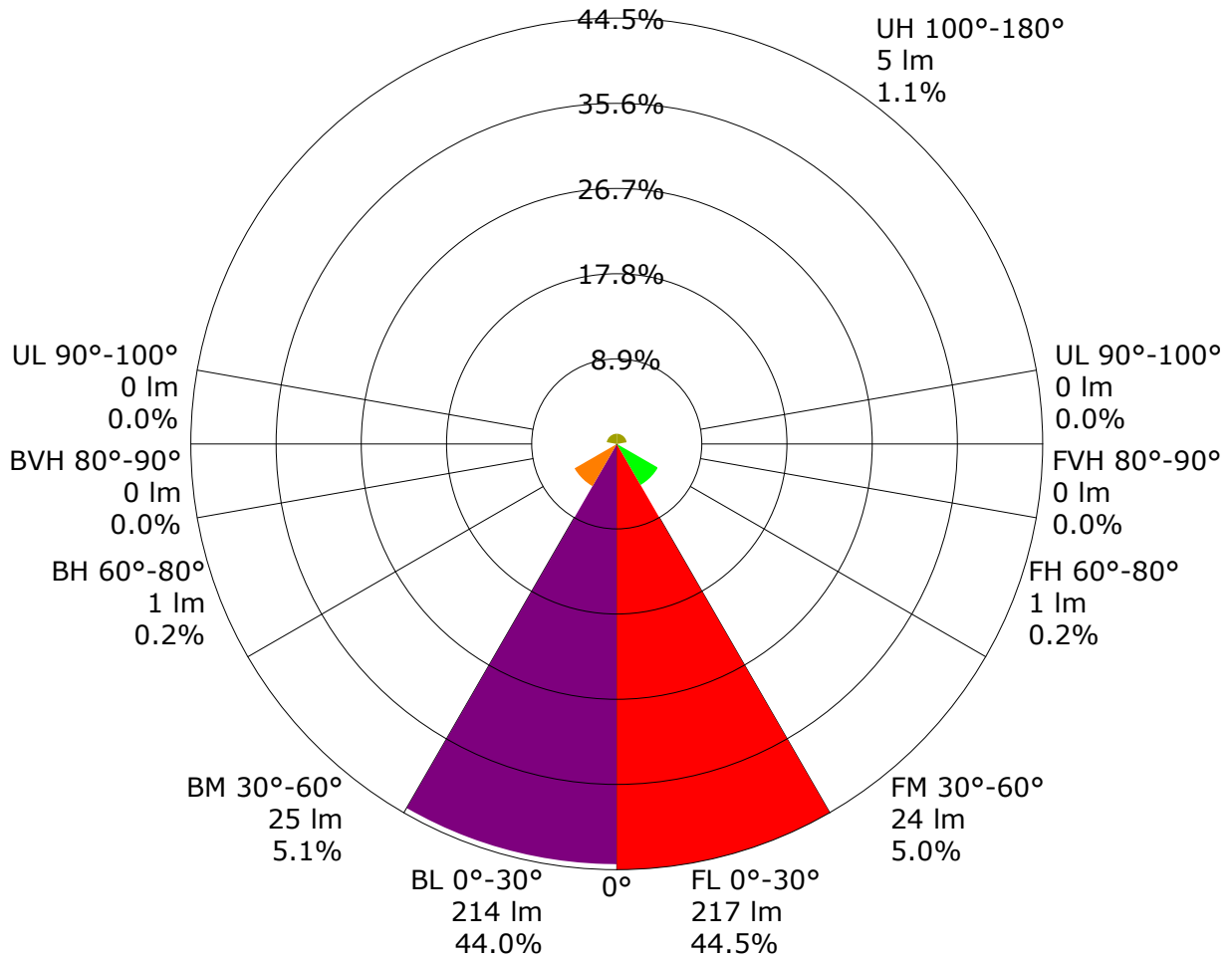


BUG(Backlight,Uplight,Glare) Rating Base On TM-15-07	
Asymmetrical Luminaire Types (Type I,II,III,IV)	B1 U1 G0
Quadrilateral Symmetrical Luminaire Types (Type V,Area Light)	B1 U1 G0

C Plane (°):0.0-360.0: 30.0
 Test Lab:
 Test Type: TYPE C
 Temperature:
 Operator:

Gamma Plane (°):0.0-180.0:1.0
 Test Device: GPM-1800B
 Distance: 11.573 m [K=1.0000]
 Humidity:
 Inspector:

LCS Graph



Back Light

Forward Light

Scale= MAX LCS%

Trapped Light:NA,NA

Utilisation Factor Table(Floor cavity)

Utilisation Factors UF(F)			SHR NOM = 0.50									
Room Reflectance			Room Index(RI)									
Ceiling	Wall	Floor	0.75	1.00	1.25	1.50	2.00	2.50	3.00	4.00	5.00	
0.70	0.50	0.20	0.91	0.96	1.00	1.03	1.06	1.08	1.10	1.12	1.13	
	0.30		0.87	0.92	0.96	0.99	1.03	1.06	1.08	1.10	1.12	
	0.20		0.84	0.89	0.93	0.96	1.01	1.03	1.05	1.08	1.10	
0.50	0.50	0.20	0.89	0.95	0.98	1.00	1.03	1.05	1.06	1.08	1.09	
	0.30		0.86	0.91	0.95	0.97	1.01	1.03	1.04	1.06	1.08	
	0.20		0.83	0.89	0.92	0.95	0.99	1.01	1.03	1.05	1.07	
0.30	0.50	0.20	0.88	0.93	0.96	0.98	1.00	1.02	1.03	1.04	1.05	
	0.30		0.85	0.90	0.93	0.95	0.98	1.00	1.01	1.03	1.04	
	0.20		0.83	0.88	0.91	0.94	0.97	0.99	1.00	1.02	1.03	
0.00	0.00	0.00	0.81	0.86	0.89	0.91	0.93	0.95	0.96	0.97	0.98	
<p>Rating:8W Photometrically tested without ceiling board. Multiply UF values by service correction factors Calculate in accordance with CIBSE Technical Memorandum NO.5 1980</p>												

C Plane (°):0.0-360.0: 30.0
 Test Lab:
 Test Type: TYPE C
 Temperature:
 Operator:

Gamma Plane (°):0.0-180.0:1.0
 Test Device: GPM-1800B
 Distance: 11.573 m [K=1.0000]
 Humidity:
 Inspector:

Utilisation Factor Table(Wall)

Utilisation Factors UF(W)			SHR NOM = 0.50								
Room Reflectance			Room Index(RI)								
Ceiling	Wall	Floor	0.75	1.00	1.25	1.50	2.00	2.50	3.00	4.00	5.00
0.70	0.50	0.20	0.52	0.42	0.35	0.30	0.24	0.20	0.17	0.13	0.11
	0.30		0.43	0.36	0.31	0.27	0.22	0.18	0.16	0.12	0.10
	0.20		0.37	0.31	0.27	0.24	0.20	0.17	0.15	0.12	0.10
0.50	0.50	0.20	0.49	0.39	0.33	0.28	0.22	0.22	0.15	0.12	0.10
	0.30		0.42	0.34	0.29	0.25	0.20	0.17	0.14	0.11	0.09
	0.20		0.36	0.30	0.26	0.23	0.19	0.16	0.13	0.11	0.09
0.30	0.50	0.20	0.47	0.37	0.30	0.26	0.20	0.16	0.14	0.11	0.09
	0.30		0.40	0.32	0.27	0.24	0.19	0.15	0.13	0.10	0.08
	0.20		0.35	0.29	0.25	0.22	0.17	0.14	0.12	0.10	0.08
0.00	0.00	0.00	0.21	0.16	0.13	0.11	0.08	0.07	0.05	0.04	0.03
<p>Rating:8W Photometrically tested without ceiling board. Multiply UF values by service correction factors Calculate in accordance with CIBSE Technical Memorandum NO.5 1980</p>											

C Plane (°):0.0-360.0: 30.0
 Test Lab:
 Test Type: TYPE C
 Temperature:
 Operator:

Gamma Plane (°):0.0-180.0:1.0
 Test Device: GPM-1800B
 Distance: 11.573 m [K=1.0000]
 Humidity:
 Inspector:

Utilisation Factor Table(Ceiling cavity)

Utilisation Factors UF(C)			SHR NOM = 0.50									
Room Reflectance			Room Index(RI)									
Ceiling	Wall	Floor	0.75	1.00	1.25	1.50	2.00	2.50	3.00	4.00	5.00	
0.70	0.50	0.20	0.14	0.15	0.16	0.17	0.19	0.20	0.21	0.22	0.22	
	0.30		0.10	0.12	0.13	0.15	0.17	0.18	0.19	0.20	0.21	
	0.20		0.07	0.09	0.11	0.12	0.15	0.16	0.17	0.19	0.20	
0.50	0.50	0.20	0.13	0.15	0.16	0.17	0.18	0.19	0.20	0.21	0.21	
	0.30		0.10	0.12	0.13	0.14	0.16	0.17	0.18	0.19	0.20	
	0.20		0.07	0.09	0.11	0.12	0.14	0.16	0.17	0.18	0.19	
0.30	0.50	0.20	0.13	0.14	0.15	0.16	0.18	0.18	0.19	0.20	0.20	
	0.30		0.10	0.11	0.13	0.14	0.16	0.17	0.18	0.19	0.19	
	0.20		0.07	0.09	0.11	0.12	0.14	0.15	0.16	0.18	0.19	
0.00	0.00	0.00	0.01	0.01	0.01	0.01	0.01	0.01	0.01	0.01	0.01	
<p>Rating:8W Photometrically tested without ceiling board. Multiply UF values by service correction factors Calculate in accordance with CIBSE Technical Memorandum NO.5 1980</p>												

C Plane (°):0.0-360.0: 30.0
 Test Lab:
 Test Type: TYPE C
 Temperature:
 Operator:

Gamma Plane (°):0.0-180.0:1.0
 Test Device: GPM-1800B
 Distance: 11.573 m [K=1.0000]
 Humidity:
 Inspector:

Zonal Lumen

Gamma [°]	I _{mean} [cd]	Zonal Flux [lm]	Sum Zonal Flux [lm]	Rel Zonal Flux [%]	Sum Rel Zonal Flux [%]
0.0-1.0	1767.3	1.7	1.7	0.35	0.35
1.0-2.0	1754.1	5.0	6.7	1.03	1.38
2.0-3.0	1727.0	8.3	15.0	1.70	3.08
3.0-4.0	1684.4	11.3	26.3	2.31	5.39
4.0-5.0	1626.2	14.0	40.3	2.87	8.26
5.0-6.0	1556.6	16.4	56.6	3.36	11.62
6.0-7.0	1480.7	18.4	75.0	3.77	15.39
7.0-8.0	1398.6	20.0	95.0	4.11	19.50
8.0-9.0	1307.9	21.2	116.2	4.35	23.85
9.0-10.0	1210.3	21.9	138.1	4.49	28.34
10.0-11.0	1113.1	22.2	160.4	4.56	32.91
11.0-12.0	1019.6	22.3	182.7	4.57	37.48
12.0-13.0	927.6	22.0	204.7	4.52	42.00
13.0-14.0	837.0	21.4	226.1	4.40	46.40
14.0-15.0	751.8	20.6	246.7	4.24	50.63
15.0-16.0	673.9	19.8	266.5	4.05	54.68
16.0-17.0	601.7	18.7	285.2	3.85	58.53
17.0-18.0	534.9	17.6	302.9	3.62	62.15
18.0-19.0	473.3	16.5	319.3	3.38	65.53
19.0-20.0	418.1	15.3	334.6	3.14	68.67
20.0-21.0	369.4	14.2	348.8	2.91	71.58
21.0-22.0	325.2	13.1	361.9	2.68	74.26
22.0-23.0	285.0	12.0	373.9	2.45	76.72
23.0-24.0	249.0	10.9	384.8	2.23	78.95
24.0-25.0	217.5	9.9	394.6	2.03	80.98
25.0-26.0	189.6	9.0	403.6	1.84	82.82
26.0-27.0	164.7	8.1	411.7	1.65	84.47
27.0-28.0	143.0	7.2	418.9	1.49	85.96
28.0-29.0	124.4	6.5	425.4	1.34	87.29
29.0-30.0	108.1	5.8	431.2	1.20	88.49
30.0-31.0	93.9	5.2	436.5	1.07	89.56
31.0-32.0	81.6	4.7	441.1	0.96	90.52
32.0-33.0	70.6	4.2	445.3	0.85	91.38
33.0-34.0	61.2	3.7	449.0	0.76	92.14
34.0-35.0	53.2	3.3	452.3	0.68	92.81
35.0-36.0	46.2	2.9	455.3	0.60	93.42

C Plane (°):0.0-360.0: 30.0
 Test Lab:
 Test Type: TYPE C
 Temperature:
 Operator:

Gamma Plane (°):0.0-180.0:1.0
 Test Device: GPM-1800B
 Distance: 11.573 m [K=1.0000]
 Humidity:
 Inspector:

Zonal Lumen (Continue 1)

Gamma [°]	I _{mean} [cd]	Zonal Flux [lm]	Sum Zonal Flux [lm]	Rel Zonal Flux [%]	Sum Rel Zonal Flux [%]
36.0-37.0	40.2	2.6	457.9	0.54	93.96
37.0-38.0	35.1	2.3	460.2	0.48	94.44
38.0-39.0	30.7	2.1	462.3	0.43	94.87
39.0-40.0	27.0	1.9	464.2	0.39	95.25
40.0-41.0	23.9	1.7	465.9	0.35	95.60
41.0-42.0	21.2	1.5	467.4	0.32	95.92
42.0-43.0	19.0	1.4	468.9	0.29	96.21
43.0-44.0	17.1	1.3	470.1	0.26	96.47
44.0-45.0	15.5	1.2	471.3	0.24	96.72
45.0-46.0	14.0	1.1	472.4	0.22	96.94
46.0-47.0	12.7	1.0	473.4	0.21	97.15
47.0-48.0	11.5	0.9	474.4	0.19	97.34
48.0-49.0	10.5	0.9	475.2	0.18	97.52
49.0-50.0	9.5	0.8	476.0	0.16	97.68
50.0-51.0	8.4	0.7	476.7	0.15	97.82
51.0-52.0	7.3	0.6	477.4	0.13	97.95
52.0-53.0	6.3	0.5	477.9	0.11	98.07
53.0-54.0	5.4	0.5	478.4	0.10	98.16
54.0-55.0	4.9	0.4	478.8	0.09	98.25
55.0-56.0	4.4	0.4	479.2	0.08	98.34
56.0-57.0	4.0	0.4	479.6	0.08	98.41
57.0-58.0	3.6	0.3	479.9	0.07	98.48
58.0-59.0	3.3	0.3	480.2	0.06	98.54
59.0-60.0	3.0	0.3	480.5	0.06	98.60
60.0-61.0	2.8	0.3	480.8	0.05	98.65
61.0-62.0	2.6	0.2	481.0	0.05	98.71
62.0-63.0	2.3	0.2	481.3	0.05	98.75
63.0-64.0	2.0	0.2	481.5	0.04	98.79
64.0-65.0	1.8	0.2	481.6	0.04	98.83
65.0-66.0	1.4	0.1	481.8	0.03	98.86
66.0-67.0	1.1	0.1	481.9	0.02	98.88
67.0-68.0	0.9	0.1	482.0	0.02	98.90
68.0-69.0	0.6	0.1	482.0	0.01	98.91
69.0-70.0	0.3	0.0	482.1	0.01	98.92
70.0-71.0	0.2	0.0	482.1	0.00	98.92
71.0-72.0	0.2	0.0	482.1	0.00	98.93

C Plane (°):0.0-360.0: 30.0
 Test Lab:
 Test Type: TYPE C
 Temperature:
 Operator:

Gamma Plane (°):0.0-180.0:1.0
 Test Device: GPM-1800B
 Distance: 11.573 m [K=1.0000]
 Humidity:
 Inspector:

Zonal Lumen (Continue 2)

Gamma [°]	I _{mean} [cd]	Zonal Flux [lm]	Sum Zonal Flux [lm]	Rel Zonal Flux [%]	Sum Rel Zonal Flux [%]
72.0-73.0	0.1	0.0	482.1	0.00	98.93
73.0-74.0	0.0	0.0	482.1	0.00	98.93
74.0-75.0	0.0	0.0	482.1	0.00	98.93
75.0-76.0	0.0	0.0	482.1	0.00	98.93
76.0-77.0	0.0	0.0	482.1	0.00	98.93
77.0-78.0	0.0	0.0	482.1	0.00	98.93
78.0-79.0	0.0	0.0	482.1	0.00	98.93
79.0-80.0	0.0	0.0	482.1	0.00	98.93
80.0-81.0	0.0	0.0	482.1	0.00	98.93
81.0-82.0	0.0	0.0	482.1	0.00	98.93
82.0-83.0	0.0	0.0	482.1	0.00	98.93
83.0-84.0	0.0	0.0	482.1	0.00	98.93
84.0-85.0	0.0	0.0	482.1	0.00	98.93
85.0-86.0	0.0	0.0	482.1	0.00	98.93
86.0-87.0	0.0	0.0	482.1	0.00	98.93
87.0-88.0	0.0	0.0	482.1	0.00	98.93
88.0-89.0	0.0	0.0	482.1	0.00	98.93
89.0-90.0	0.0	0.0	482.1	0.00	98.93
90.0-91.0	0.0	0.0	482.1	0.00	98.93
91.0-92.0	0.0	0.0	482.1	0.00	98.93
92.0-93.0	0.0	0.0	482.1	0.00	98.93
93.0-94.0	0.0	0.0	482.1	0.00	98.93
94.0-95.0	0.0	0.0	482.1	0.00	98.93
95.0-96.0	0.0	0.0	482.1	0.00	98.93
96.0-97.0	0.0	0.0	482.1	0.00	98.93
97.0-98.0	0.0	0.0	482.1	0.00	98.93
98.0-99.0	0.0	0.0	482.1	0.00	98.93
99.0-100.0	0.0	0.0	482.1	0.00	98.93
100.0-101.0	0.0	0.0	482.1	0.00	98.93
101.0-102.0	0.0	0.0	482.1	0.00	98.93
102.0-103.0	0.0	0.0	482.1	0.00	98.93
103.0-104.0	0.0	0.0	482.1	0.00	98.93
104.0-105.0	0.0	0.0	482.1	0.00	98.93
105.0-106.0	0.0	0.0	482.1	0.00	98.93
106.0-107.0	0.0	0.0	482.1	0.00	98.93
107.0-108.0	0.0	0.0	482.1	0.00	98.93

C Plane (°):0.0-360.0: 30.0
 Test Lab:
 Test Type: TYPE C
 Temperature:
 Operator:

Gamma Plane (°):0.0-180.0:1.0
 Test Device: GPM-1800B
 Distance: 11.573 m [K=1.0000]
 Humidity:
 Inspector:

Zonal Lumen (Continue 3)

Gamma [°]	I _{mean} [cd]	Zonal Flux [lm]	Sum Zonal Flux [lm]	Rel Zonal Flux [%]	Sum Rel Zonal Flux [%]
108.0-109.0	0.0	0.0	482.1	0.00	98.93
109.0-110.0	0.0	0.0	482.1	0.00	98.93
110.0-111.0	0.0	0.0	482.1	0.00	98.93
111.0-112.0	0.0	0.0	482.1	0.00	98.93
112.0-113.0	0.0	0.0	482.1	0.00	98.93
113.0-114.0	0.0	0.0	482.1	0.00	98.93
114.0-115.0	0.0	0.0	482.1	0.00	98.93
115.0-116.0	0.0	0.0	482.1	0.00	98.93
116.0-117.0	0.0	0.0	482.1	0.00	98.93
117.0-118.0	0.0	0.0	482.1	0.00	98.93
118.0-119.0	0.0	0.0	482.1	0.00	98.93
119.0-120.0	0.0	0.0	482.1	0.00	98.93
120.0-121.0	0.0	0.0	482.1	0.00	98.93
121.0-122.0	0.0	0.0	482.1	0.00	98.93
122.0-123.0	0.0	0.0	482.1	0.00	98.93
123.0-124.0	0.0	0.0	482.1	0.00	98.93
124.0-125.0	0.0	0.0	482.1	0.00	98.93
125.0-126.0	0.0	0.0	482.1	0.00	98.93
126.0-127.0	0.0	0.0	482.1	0.00	98.93
127.0-128.0	0.0	0.0	482.1	0.00	98.93
128.0-129.0	0.0	0.0	482.1	0.00	98.93
129.0-130.0	0.0	0.0	482.1	0.00	98.93
130.0-131.0	0.1	0.0	482.1	0.00	98.93
131.0-132.0	0.2	0.0	482.1	0.00	98.93
132.0-133.0	0.2	0.0	482.1	0.00	98.94
133.0-134.0	0.3	0.0	482.2	0.01	98.94
134.0-135.0	0.5	0.0	482.2	0.01	98.95
135.0-136.0	0.5	0.0	482.2	0.01	98.96
136.0-137.0	0.6	0.0	482.3	0.01	98.97
137.0-138.0	0.8	0.1	482.4	0.01	98.98
138.0-139.0	1.0	0.1	482.4	0.01	98.99
139.0-140.0	1.2	0.1	482.5	0.02	99.01
140.0-141.0	1.4	0.1	482.6	0.02	99.03
141.0-142.0	1.6	0.1	482.7	0.02	99.05
142.0-143.0	1.7	0.1	482.8	0.02	99.08
143.0-144.0	1.9	0.1	483.0	0.03	99.10

C Plane (°):0.0-360.0: 30.0
 Test Lab:
 Test Type: TYPE C
 Temperature:
 Operator:

Gamma Plane (°):0.0-180.0:1.0
 Test Device: GPM-1800B
 Distance: 11.573 m [K=1.0000]
 Humidity:
 Inspector:

Zonal Lumen (Continue 4)

Gamma [°]	I _{mean} [cd]	Zonal Flux [lm]	Sum Zonal Flux [lm]	Rel Zonal Flux [%]	Sum Rel Zonal Flux [%]
144.0-145.0	2.0	0.1	483.1	0.03	99.13
145.0-146.0	2.2	0.1	483.2	0.03	99.16
146.0-147.0	2.4	0.1	483.4	0.03	99.19
147.0-148.0	2.5	0.1	483.5	0.03	99.22
148.0-149.0	2.7	0.2	483.7	0.03	99.25
149.0-150.0	2.9	0.2	483.8	0.03	99.28
150.0-151.0	3.1	0.2	484.0	0.03	99.32
151.0-152.0	3.2	0.2	484.2	0.03	99.35
152.0-153.0	3.4	0.2	484.3	0.04	99.39
153.0-154.0	3.5	0.2	484.5	0.04	99.42
154.0-155.0	3.7	0.2	484.7	0.04	99.46
155.0-156.0	3.8	0.2	484.9	0.04	99.49
156.0-157.0	4.0	0.2	485.0	0.04	99.53
157.0-158.0	4.1	0.2	485.2	0.04	99.56
158.0-159.0	4.2	0.2	485.4	0.03	99.60
159.0-160.0	4.3	0.2	485.5	0.03	99.63
160.0-161.0	4.4	0.2	485.7	0.03	99.66
161.0-162.0	4.5	0.2	485.9	0.03	99.70
162.0-163.0	4.6	0.2	486.0	0.03	99.73
163.0-164.0	4.6	0.1	486.2	0.03	99.76
164.0-165.0	4.7	0.1	486.3	0.03	99.79
165.0-166.0	4.8	0.1	486.4	0.03	99.81
166.0-167.0	4.8	0.1	486.5	0.03	99.84
167.0-168.0	4.9	0.1	486.7	0.02	99.86
168.0-169.0	4.9	0.1	486.8	0.02	99.88
169.0-170.0	4.9	0.1	486.9	0.02	99.90
170.0-171.0	4.9	0.1	487.0	0.02	99.92
171.0-172.0	4.9	0.1	487.0	0.02	99.94
172.0-173.0	4.9	0.1	487.1	0.01	99.95
173.0-174.0	4.9	0.1	487.2	0.01	99.97
174.0-175.0	5.0	0.1	487.2	0.01	99.98
175.0-176.0	4.9	0.0	487.3	0.01	99.98
176.0-177.0	4.9	0.0	487.3	0.01	99.99
177.0-178.0	5.0	0.0	487.3	0.00	100.00
178.0-179.0	4.9	0.0	487.3	0.00	100.00
179.0-180.0	4.9	0.0	487.3	0.00	100.00

C Plane (°):0.0-360.0: 30.0
 Test Lab:
 Test Type: TYPE C
 Temperature:
 Operator:

Gamma Plane (°):0.0-180.0:1.0
 Test Device: GPM-1800B
 Distance: 11.573 m [K=1.0000]
 Humidity:
 Inspector:

Candlepower Table

Unit: cd

G\C	C0.0	C30.0	C60.0	C90.0	C120.0	C150.0	C180.0	C210.0	C240.0	C270.0
G0.0	1841.7	1769.9	1752.5	1754.2	1749.6	1755.5	1841.7	1769.9	1752.5	1754.2
G1.0	1841.2	1740.6	1723.7	1721.3	1723.1	1721.6	1815.0	1775.3	1765.9	1777.5
G2.0	1830.4	1706.6	1688.4	1677.9	1685.7	1668.9	1776.3	1757.7	1766.5	1783.2
G3.0	1805.3	1662.8	1640.7	1631.3	1628.3	1600.9	1720.3	1739.5	1744.3	1775.2
G4.0	1751.5	1596.8	1586.9	1559.1	1563.9	1523.7	1659.6	1713.8	1723.2	1745.2
G5.0	1683.1	1530.7	1509.9	1478.9	1475.9	1439.5	1575.7	1675.0	1682.9	1690.7
G6.0	1600.1	1440.1	1412.6	1388.6	1384.8	1351.1	1489.8	1621.3	1637.9	1640.7
G7.0	1510.3	1346.9	1319.2	1302.5	1299.4	1264.5	1399.3	1556.6	1577.6	1587.4
G8.0	1412.8	1244.8	1224.2	1219.4	1220.1	1170.3	1299.3	1475.9	1506.7	1513.1
G9.0	1306.3	1128.2	1133.6	1124.5	1130.7	1072.4	1201.3	1387.9	1413.9	1427.3
G10.0	1209.0	1035.3	1037.3	1031.6	1027.7	964.0	1089.6	1289.8	1311.5	1321.7
G11.0	1118.5	944.3	943.8	943.0	934.4	871.7	993.0	1200.5	1216.1	1217.1
G12.0	1025.6	851.0	855.3	850.8	842.0	789.0	901.6	1108.7	1121.6	1116.8
G13.0	927.5	758.5	763.7	756.3	756.0	714.3	816.7	1021.1	1030.1	1018.3
G14.0	837.3	671.7	678.8	679.9	670.9	632.1	719.7	936.0	932.9	917.8
G15.0	753.9	589.4	604.1	611.7	603.6	563.3	635.1	840.4	854.0	830.1
G16.0	676.5	515.6	535.7	548.1	543.7	497.1	559.0	760.1	769.9	750.8
G17.0	603.0	453.2	475.9	490.3	488.9	438.3	493.6	684.7	690.7	678.0
G18.0	524.3	393.0	421.5	433.9	440.5	386.2	432.5	617.0	610.0	603.2
G19.0	461.3	344.8	364.9	387.5	391.8	334.1	372.9	547.4	544.0	533.0
G20.0	404.3	300.0	319.7	346.1	355.4	291.7	326.6	487.5	484.2	470.6
G21.0	354.6	259.7	277.3	309.6	320.3	253.7	285.8	432.3	427.8	416.0
G22.0	308.6	222.0	236.9	273.1	288.2	221.1	250.4	383.5	375.5	367.1
G23.0	271.1	191.0	204.4	245.0	256.6	189.2	219.1	339.2	324.5	321.3
G24.0	236.7	164.4	175.4	219.2	230.3	164.3	188.4	293.9	283.0	276.4
G25.0	206.6	139.7	151.5	194.7	206.1	142.1	163.4	258.1	244.9	240.1
G26.0	177.2	119.7	128.7	170.9	183.9	123.8	142.4	226.4	211.6	207.5
G27.0	153.8	103.4	111.0	151.4	160.8	105.8	124.9	197.8	179.6	178.8
G28.0	134.7	88.9	96.5	133.7	142.0	92.0	108.2	173.2	154.5	151.6
G29.0	118.1	76.3	84.1	117.7	124.7	80.4	94.8	149.1	132.7	129.9
G30.0	102.2	66.4	74.0	101.7	109.9	69.9	83.8	129.9	114.2	111.7
G31.0	89.6	57.9	63.9	88.2	95.7	61.1	73.7	113.0	97.0	96.2
G32.0	78.6	50.2	55.6	76.4	83.7	52.8	64.1	98.2	83.4	82.6
G33.0	68.6	43.1	48.4	65.3	72.8	45.8	55.0	83.7	71.7	70.4
G34.0	59.0	37.6	42.2	56.5	64.0	40.4	48.4	72.5	61.8	60.9
G35.0	51.1	33.1	36.1	48.8	55.5	35.3	42.5	62.5	53.4	53.3
G36.0	44.5	29.0	31.5	42.3	48.2	31.8	37.4	54.3	45.5	46.3

C Plane (°):0.0-360.0: 30.0

Test Lab:

Test Type: TYPE C

Temperature:

Operator:

Gamma Plane (°):0.0-180.0:1.0

Test Device: GPM-1800B

Distance: 11.573 m [K=1.0000]

Humidity:

Inspector:

Candlepower Table (Continue 1)

Unit: cd

G\C	C0.0	C30.0	C60.0	C90.0	C120.0	C150.0	C180.0	C210.0	C240.0	C270.0
G37.0	38.8	25.7	27.4	36.5	42.2	28.7	32.7	46.1	39.2	40.2
G38.0	33.3	22.9	24.0	31.2	36.4	26.2	29.2	39.8	33.9	35.6
G39.0	29.1	20.8	20.9	27.3	31.3	23.6	26.1	34.1	29.5	31.5
G40.0	25.4	18.9	18.5	23.8	27.0	21.6	23.6	29.7	25.5	28.1
G41.0	22.3	17.4	16.5	21.0	23.4	19.8	21.6	25.6	22.5	25.2
G42.0	19.6	15.8	14.9	18.6	20.4	17.9	19.9	22.1	19.9	23.0
G43.0	17.5	14.9	13.7	16.6	17.9	16.4	18.6	19.1	17.8	20.9
G44.0	15.8	13.8	12.7	14.9	15.6	15.1	17.2	16.8	16.4	19.3
G45.0	14.0	12.8	11.6	13.6	13.8	13.9	16.0	15.0	14.8	17.4
G46.0	12.4	11.8	10.5	12.5	12.4	12.5	14.8	13.1	13.5	15.9
G47.0	10.7	11.0	9.9	11.8	11.1	11.4	13.4	11.6	12.4	14.6
G48.0	9.4	10.2	9.3	11.0	10.2	10.2	11.9	10.6	11.3	13.4
G49.0	8.4	9.1	8.8	10.1	9.4	9.0	10.6	9.7	10.2	12.3
G50.0	7.3	7.6	8.1	9.6	8.9	7.8	8.9	8.6	9.2	11.4
G51.0	6.5	6.3	7.3	8.8	8.1	6.2	7.1	7.6	8.0	10.2
G52.0	5.7	5.3	6.4	8.1	7.2	5.0	6.3	6.5	6.5	8.5
G53.0	4.7	4.6	5.0	7.1	6.7	4.5	5.5	5.8	5.5	6.8
G54.0	4.2	4.0	4.5	6.4	6.5	4.2	4.7	5.4	4.9	5.9
G55.0	3.9	3.6	4.3	5.2	6.1	3.9	4.1	4.9	4.5	5.4
G56.0	3.7	3.4	3.8	4.6	5.8	3.6	3.8	4.5	4.0	4.3
G57.0	3.3	2.9	3.2	4.0	5.4	3.3	3.5	4.3	3.6	3.6
G58.0	3.0	2.8	3.0	3.7	5.0	3.0	3.0	3.7	3.2	3.0
G59.0	2.5	2.4	2.8	3.4	4.6	2.8	2.8	3.6	3.0	2.6
G60.0	2.5	2.1	2.4	3.1	4.4	2.6	2.6	3.2	2.6	2.3
G61.0	2.3	2.0	2.4	3.0	4.1	2.4	2.5	3.1	2.5	2.2
G62.0	2.2	1.8	2.3	2.7	3.6	2.3	2.4	3.0	2.3	2.0
G63.0	1.8	1.5	1.9	2.4	2.6	2.0	2.1	2.7	2.1	1.9
G64.0	1.6	1.3	1.7	2.0	1.9	1.8	1.8	2.3	2.0	1.7
G65.0	1.4	1.4	1.5	1.3	1.3	1.6	1.5	2.1	1.7	1.5
G66.0	1.2	1.0	1.3	0.0	0.0	1.5	1.4	1.8	1.5	1.5
G67.0	1.0	0.0	1.1	0.0	0.0	1.3	1.1	1.3	1.2	1.4
G68.0	0.0	0.0	1.0	0.0	0.0	1.2	1.0	1.2	1.1	1.0
G69.0	0.0	0.0	0.0	0.0	0.0	1.1	0.0	0.0	1.0	1.1
G70.0	0.0	0.0	0.0	0.0	0.0	1.0	0.0	0.0	0.0	0.0
G71.0	0.0	0.0	0.0	0.0	0.0	1.0	0.0	0.0	0.0	0.0
G72.0	0.0	0.0	0.0	0.0	0.0	1.0	0.0	0.0	0.0	0.0
G73.0	0.0	0.0	0.0	0.0	0.0	0.0	0.0	0.0	0.0	0.0

C Plane (°):0.0-360.0: 30.0

Test Lab:

Test Type: TYPE C

Temperature:

Operator:

Gamma Plane (°):0.0-180.0:1.0

Test Device: GPM-1800B

Distance: 11.573 m [K=1.0000]

Humidity:

Inspector:

Candlepower Table (Continue 2)

Unit: cd

G\C	C0.0	C30.0	C60.0	C90.0	C120.0	C150.0	C180.0	C210.0	C240.0	C270.0
G74.0	0.0	0.0	0.0	0.0	0.0	0.0	0.0	0.0	0.0	0.0
G75.0	0.0	0.0	0.0	0.0	0.0	0.0	0.0	0.0	0.0	0.0
G76.0	0.0	0.0	0.0	0.0	0.0	0.0	0.0	0.0	0.0	0.0
G77.0	0.0	0.0	0.0	0.0	0.0	0.0	0.0	0.0	0.0	0.0
G78.0	0.0	0.0	0.0	0.0	0.0	0.0	0.0	0.0	0.0	0.0
G79.0	0.0	0.0	0.0	0.0	0.0	0.0	0.0	0.0	0.0	0.0
G80.0	0.0	0.0	0.0	0.0	0.0	0.0	0.0	0.0	0.0	0.0
G81.0	0.0	0.0	0.0	0.0	0.0	0.0	0.0	0.0	0.0	0.0
G82.0	0.0	0.0	0.0	0.0	0.0	0.0	0.0	0.0	0.0	0.0
G83.0	0.0	0.0	0.0	0.0	0.0	0.0	0.0	0.0	0.0	0.0
G84.0	0.0	0.0	0.0	0.0	0.0	0.0	0.0	0.0	0.0	0.0
G85.0	0.0	0.0	0.0	0.0	0.0	0.0	0.0	0.0	0.0	0.0
G86.0	0.0	0.0	0.0	0.0	0.0	0.0	0.0	0.0	0.0	0.0
G87.0	0.0	0.0	0.0	0.0	0.0	0.0	0.0	0.0	0.0	0.0
G88.0	0.0	0.0	0.0	0.0	0.0	0.0	0.0	0.0	0.0	0.0
G89.0	0.0	0.0	0.0	0.0	0.0	0.0	0.0	0.0	0.0	0.0
G90.0	0.0	0.0	0.0	0.0	0.0	0.0	0.0	0.0	0.0	0.0
G91.0	0.0	0.0	0.0	0.0	0.0	0.0	0.0	0.0	0.0	0.0
G92.0	0.0	0.0	0.0	0.0	0.0	0.0	0.0	0.0	0.0	0.0
G93.0	0.0	0.0	0.0	0.0	0.0	0.0	0.0	0.0	0.0	0.0
G94.0	0.0	0.0	0.0	0.0	0.0	0.0	0.0	0.0	0.0	0.0
G95.0	0.0	0.0	0.0	0.0	0.0	0.0	0.0	0.0	0.0	0.0
G96.0	0.0	0.0	0.0	0.0	0.0	0.0	0.0	0.0	0.0	0.0
G97.0	0.0	0.0	0.0	0.0	0.0	0.0	0.0	0.0	0.0	0.0
G98.0	0.0	0.0	0.0	0.0	0.0	0.0	0.0	0.0	0.0	0.0
G99.0	0.0	0.0	0.0	0.0	0.0	0.0	0.0	0.0	0.0	0.0
G100.0	0.0	0.0	0.0	0.0	0.0	0.0	0.0	0.0	0.0	0.0
G101.0	0.0	0.0	0.0	0.0	0.0	0.0	0.0	0.0	0.0	0.0
G102.0	0.0	0.0	0.0	0.0	0.0	0.0	0.0	0.0	0.0	0.0
G103.0	0.0	0.0	0.0	0.0	0.0	0.0	0.0	0.0	0.0	0.0
G104.0	0.0	0.0	0.0	0.0	0.0	0.0	0.0	0.0	0.0	0.0
G105.0	0.0	0.0	0.0	0.0	0.0	0.0	0.0	0.0	0.0	0.0
G106.0	0.0	0.0	0.0	0.0	0.0	0.0	0.0	0.0	0.0	0.0
G107.0	0.0	0.0	0.0	0.0	0.0	0.0	0.0	0.0	0.0	0.0
G108.0	0.0	0.0	0.0	0.0	0.0	0.0	0.0	0.0	0.0	0.0
G109.0	0.0	0.0	0.0	0.0	0.0	0.0	0.0	0.0	0.0	0.0
G110.0	0.0	0.0	0.0	0.0	0.0	0.0	0.0	0.0	0.0	0.0

C Plane (°):0.0-360.0: 30.0

Test Lab:

Test Type: TYPE C

Temperature:

Operator:

Gamma Plane (°):0.0-180.0:1.0

Test Device: GPM-1800B

Distance: 11.573 m [K=1.0000]

Humidity:

Inspector:

Candlepower Table (Continue 3)

Unit: cd

G/C	C0.0	C30.0	C60.0	C90.0	C120.0	C150.0	C180.0	C210.0	C240.0	C270.0
G111.0	0.0	0.0	0.0	0.0	0.0	0.0	0.0	0.0	0.0	0.0
G112.0	0.0	0.0	0.0	0.0	0.0	0.0	0.0	0.0	0.0	0.0
G113.0	0.0	0.0	0.0	0.0	0.0	0.0	0.0	0.0	0.0	0.0
G114.0	0.0	0.0	0.0	0.0	0.0	0.0	0.0	0.0	0.0	0.0
G115.0	0.0	0.0	0.0	0.0	0.0	0.0	0.0	0.0	0.0	0.0
G116.0	0.0	0.0	0.0	0.0	0.0	0.0	0.0	0.0	0.0	0.0
G117.0	0.0	0.0	0.0	0.0	0.0	0.0	0.0	0.0	0.0	0.0
G118.0	0.0	0.0	0.0	0.0	0.0	0.0	0.0	0.0	0.0	0.0
G119.0	0.0	0.0	0.0	0.0	0.0	0.0	0.0	0.0	0.0	0.0
G120.0	0.0	0.0	0.0	0.0	0.0	0.0	0.0	0.0	0.0	0.0
G121.0	0.0	0.0	0.0	0.0	0.0	0.0	0.0	0.0	0.0	0.0
G122.0	0.0	0.0	0.0	0.0	0.0	0.0	0.0	0.0	0.0	0.0
G123.0	0.0	0.0	0.0	0.0	0.0	0.0	0.0	0.0	0.0	0.0
G124.0	0.0	0.0	0.0	0.0	0.0	0.0	0.0	0.0	0.0	0.0
G125.0	0.0	0.0	0.0	0.0	0.0	0.0	0.0	0.0	0.0	0.0
G126.0	0.0	0.0	0.0	0.0	0.0	0.0	0.0	0.0	0.0	0.0
G127.0	0.0	0.0	0.0	0.0	0.0	0.0	0.0	0.0	0.0	0.0
G128.0	0.0	0.0	0.0	0.0	0.0	0.0	0.0	0.0	0.0	0.0
G129.0	0.0	0.0	0.0	0.0	0.0	0.0	0.0	0.0	0.0	0.0
G130.0	0.0	0.0	0.0	0.0	0.0	0.0	0.0	0.0	0.0	0.0
G131.0	0.0	0.0	0.0	0.0	0.0	1.0	1.0	0.0	0.0	0.0
G132.0	0.0	0.0	0.0	0.0	0.0	1.1	1.2	0.0	0.0	0.0
G133.0	0.0	0.0	0.0	0.0	0.0	1.1	1.1	0.0	0.0	0.0
G134.0	0.0	1.0	1.1	1.1	0.0	1.1	1.2	0.0	0.0	0.0
G135.0	0.0	1.1	1.2	1.2	0.0	1.3	1.3	0.0	0.0	0.0
G136.0	0.0	1.2	1.2	1.2	1.1	1.2	1.2	0.0	0.0	0.0
G137.0	0.0	1.3	1.3	1.4	1.4	1.5	1.5	0.0	0.0	0.0
G138.0	1.0	1.4	1.4	1.5	1.4	1.5	1.5	0.0	0.0	0.0
G139.0	1.0	1.6	1.7	1.6	1.6	1.6	1.5	0.0	0.0	0.0
G140.0	1.0	1.7	1.8	1.5	1.7	1.9	1.7	1.0	0.0	1.0
G141.0	1.3	1.9	2.1	1.8	1.8	1.8	1.7	1.0	1.1	1.1
G142.0	1.4	2.2	2.1	1.9	1.9	2.1	1.8	1.4	1.1	1.1
G143.0	1.5	2.4	2.4	2.0	2.1	2.2	1.9	1.4	1.4	1.3
G144.0	1.8	2.3	2.7	2.4	2.2	2.5	2.3	1.4	1.5	1.6
G145.0	1.9	2.4	2.7	2.5	2.5	2.4	2.5	1.5	1.6	1.5
G146.0	2.0	2.7	2.8	2.7	2.6	2.7	2.6	1.7	1.7	1.7
G147.0	2.3	2.9	3.2	2.8	2.8	3.0	2.8	1.8	1.9	1.9

C Plane (°):0.0-360.0: 30.0

Test Lab:

Test Type: TYPE C

Temperature:

Operator:

Gamma Plane (°):0.0-180.0:1.0

Test Device: GPM-1800B

Distance: 11.573 m [K=1.0000]

Humidity:

Inspector:

Candlepower Table (Continue 4)

Unit: cd

G/C	C0.0	C30.0	C60.0	C90.0	C120.0	C150.0	C180.0	C210.0	C240.0	C270.0
G148.0	2.3	3.0	3.2	2.9	2.8	3.2	3.0	2.0	1.9	2.2
G149.0	2.6	3.2	3.4	3.0	3.0	3.3	3.1	2.0	2.2	2.3
G150.0	2.8	3.4	3.4	3.2	3.4	3.5	3.2	2.3	2.4	2.4
G151.0	3.1	3.7	3.7	3.6	3.5	3.6	3.6	2.5	2.5	2.6
G152.0	3.1	3.8	4.0	3.7	3.7	3.7	3.5	2.8	2.7	2.9
G153.0	3.3	3.9	4.0	3.8	3.8	3.8	3.8	2.8	2.9	3.0
G154.0	3.5	4.1	4.3	4.0	3.9	4.2	4.0	3.0	3.0	3.0
G155.0	3.6	4.1	4.2	4.2	4.0	4.1	4.1	3.2	3.2	3.3
G156.0	3.7	4.3	4.2	4.2	4.2	4.3	4.3	3.5	3.3	3.4
G157.0	4.0	4.6	4.4	4.3	4.3	4.3	4.6	3.6	3.7	3.6
G158.0	4.2	4.4	4.6	4.3	4.4	4.6	4.6	3.9	3.8	3.5
G159.0	4.2	4.6	4.6	4.4	4.4	4.8	4.6	4.0	3.8	3.6
G160.0	4.4	4.7	4.7	4.4	4.5	4.8	4.6	4.2	3.8	3.7
G161.0	4.4	4.8	4.7	4.5	4.6	4.9	4.9	4.2	4.0	4.0
G162.0	4.4	4.9	4.7	4.7	4.7	5.1	4.9	4.2	4.1	4.0
G163.0	4.6	4.9	4.8	4.7	4.7	4.9	5.2	4.3	4.2	4.1
G164.0	4.6	4.9	4.9	4.8	4.7	5.0	5.3	4.4	4.3	4.1
G165.0	4.7	4.9	4.9	4.8	4.8	5.1	4.9	4.6	4.4	4.3
G166.0	4.7	5.1	4.9	4.8	5.0	5.1	5.0	4.6	4.5	4.3
G167.0	4.7	5.0	5.0	4.9	5.1	5.1	5.1	4.6	4.3	4.3
G168.0	4.8	5.0	5.1	4.8	5.3	5.2	5.1	4.7	4.4	4.4
G169.0	4.8	5.0	5.2	4.7	5.1	5.1	5.1	4.7	4.5	4.5
G170.0	4.9	5.0	5.2	5.0	5.3	5.0	5.4	4.7	4.3	4.4
G171.0	4.9	5.0	5.1	4.9	5.1	5.0	5.3	4.7	4.3	4.4
G172.0	4.8	5.0	5.0	4.8	5.0	5.0	5.1	4.6	4.3	4.7
G173.0	4.9	4.9	5.0	4.9	5.0	5.0	5.0	4.8	4.4	4.8
G174.0	5.0	5.0	5.1	4.9	5.0	5.0	5.3	5.0	4.5	4.9
G175.0	4.9	5.0	5.2	4.9	5.2	5.1	5.1	4.9	4.3	4.8
G176.0	4.9	5.0	5.3	5.0	5.2	4.9	5.0	4.8	4.2	4.7
G177.0	5.1	5.0	5.2	5.0	5.2	5.0	5.3	4.8	4.3	4.7
G178.0	5.1	5.0	5.2	5.0	5.0	5.0	5.4	4.8	4.3	4.6
G179.0	5.0	5.1	5.2	5.1	5.1	4.9	5.0	4.8	4.6	4.8
G180.0	5.0	5.0	5.0	5.1	5.2	5.2	5.1	4.8	4.6	4.6

C Plane (°):0.0-360.0: 30.0

Test Lab:

Test Type: TYPE C

Temperature:

Operator:

Gamma Plane (°):0.0-180.0:1.0

Test Device: GPM-1800B

Distance: 11.573 m [K=1.0000]

Humidity:

Inspector:

Candlepower Table (Continue 5)

Unit: cd

G\C	C300.0	C330.0	C360.0							
G0.0	1749.6	1755.5	1841.7							
G1.0	1778.3	1783.3	1841.2							
G2.0	1794.2	1795.9	1830.4							
G3.0	1779.7	1789.0	1805.3							
G4.0	1720.7	1763.8	1751.5							
G5.0	1660.3	1717.7	1683.1							
G6.0	1608.6	1661.3	1600.1							
G7.0	1560.1	1577.0	1510.3							
G8.0	1495.5	1484.3	1412.8							
G9.0	1401.0	1395.2	1306.3							
G10.0	1301.8	1304.7	1209.0							
G11.0	1196.5	1212.1	1118.5							
G12.0	1097.6	1119.3	1025.6							
G13.0	993.5	1027.7	927.5							
G14.0	888.0	939.1	837.3							
G15.0	804.7	847.6	753.9							
G16.0	719.9	760.1	676.5							
G17.0	639.9	669.0	603.0							
G18.0	576.6	594.5	524.3							
G19.0	518.4	524.7	461.3							
G20.0	459.7	464.7	404.3							
G21.0	407.6	411.1	354.6							
G22.0	358.9	364.5	308.6							
G23.0	309.1	319.8	271.1							
G24.0	270.0	283.4	236.7							
G25.0	235.7	250.5	206.6							
G26.0	204.9	220.5	177.2							
G27.0	174.8	192.8	153.8							
G28.0	151.9	170.1	134.7							
G29.0	130.4	150.3	118.1							
G30.0	111.2	131.1	102.2							
G31.0	96.0	115.6	89.6							
G32.0	82.6	101.5	78.6							
G33.0	71.8	89.1	68.6							
G34.0	62.6	77.7	59.0							
G35.0	54.4	67.5	51.1							
G36.0	47.4	57.9	44.5							

C Plane (°):0.0-360.0: 30.0

Test Lab:

Test Type: TYPE C

Temperature:

Operator:

Gamma Plane (°):0.0-180.0:1.0

Test Device: GPM-1800B

Distance: 11.573 m [K=1.0000]

Humidity:

Inspector:

Candlepower Table (Continue 6)

Unit: cd

G\C	C300.0	C330.0	C360.0						
G37.0	41.6	50.3	38.8						
G38.0	36.5	43.7	33.3						
G39.0	32.5	37.8	29.1						
G40.0	28.8	32.3	25.4						
G41.0	25.9	28.1	22.3						
G42.0	23.5	24.5	19.6						
G43.0	21.0	20.9	17.5						
G44.0	19.2	18.2	15.8						
G45.0	17.5	16.2	14.0						
G46.0	16.0	14.4	12.4						
G47.0	14.4	12.6	10.7						
G48.0	13.1	11.3	9.4						
G49.0	12.0	10.1	8.4						
G50.0	10.9	9.4	7.3						
G51.0	9.8	8.3	6.5						
G52.0	8.6	7.3	5.7						
G53.0	6.3	6.4	4.7						
G54.0	5.2	5.7	4.2						
G55.0	4.7	5.4	3.9						
G56.0	4.3	5.0	3.7						
G57.0	3.9	4.6	3.3						
G58.0	3.2	4.3	3.0						
G59.0	3.0	3.9	2.5						
G60.0	2.8	3.6	2.5						
G61.0	2.3	3.6	2.3						
G62.0	2.3	3.3	2.2						
G63.0	2.0	3.0	1.8						
G64.0	2.1	2.8	1.6						
G65.0	1.6	2.6	1.4						
G66.0	1.5	2.3	1.2						
G67.0	1.3	1.9	1.0						
G68.0	1.2	1.5	0.0						
G69.0	1.2	1.3	0.0						
G70.0	0.0	1.1	0.0						
G71.0	0.0	1.1	0.0						
G72.0	0.0	1.0	0.0						
G73.0	0.0	0.0	0.0						

C Plane (°):0.0-360.0: 30.0

Test Lab:

Test Type: TYPE C

Temperature:

Operator:

Gamma Plane (°):0.0-180.0:1.0

Test Device: GPM-1800B

Distance: 11.573 m [K=1.0000]

Humidity:

Inspector:

Candlepower Table (Continue 7)

Unit: cd

G\C	C300.0	C330.0	C360.0							
G74.0	0.0	0.0	0.0							
G75.0	0.0	0.0	0.0							
G76.0	0.0	0.0	0.0							
G77.0	0.0	0.0	0.0							
G78.0	0.0	0.0	0.0							
G79.0	0.0	0.0	0.0							
G80.0	0.0	0.0	0.0							
G81.0	0.0	0.0	0.0							
G82.0	0.0	0.0	0.0							
G83.0	0.0	0.0	0.0							
G84.0	0.0	0.0	0.0							
G85.0	0.0	0.0	0.0							
G86.0	0.0	0.0	0.0							
G87.0	0.0	0.0	0.0							
G88.0	0.0	0.0	0.0							
G89.0	0.0	0.0	0.0							
G90.0	0.0	0.0	0.0							
G91.0	0.0	0.0	0.0							
G92.0	0.0	0.0	0.0							
G93.0	0.0	0.0	0.0							
G94.0	0.0	0.0	0.0							
G95.0	0.0	0.0	0.0							
G96.0	0.0	0.0	0.0							
G97.0	0.0	0.0	0.0							
G98.0	0.0	0.0	0.0							
G99.0	0.0	0.0	0.0							
G100.0	0.0	0.0	0.0							
G101.0	0.0	0.0	0.0							
G102.0	0.0	0.0	0.0							
G103.0	0.0	0.0	0.0							
G104.0	0.0	0.0	0.0							
G105.0	0.0	0.0	0.0							
G106.0	0.0	0.0	0.0							
G107.0	0.0	0.0	0.0							
G108.0	0.0	0.0	0.0							
G109.0	0.0	0.0	0.0							
G110.0	0.0	0.0	0.0							

C Plane (°):0.0-360.0: 30.0
 Test Lab:
 Test Type: TYPE C
 Temperature:
 Operator:

Gamma Plane (°):0.0-180.0:1.0
 Test Device: GPM-1800B
 Distance: 11.573 m [K=1.0000]
 Humidity:
 Inspector:

Candlepower Table (Continue 8)

Unit: cd

G\C	C300.0	C330.0	C360.0						
G111.0	0.0	0.0	0.0						
G112.0	0.0	0.0	0.0						
G113.0	0.0	0.0	0.0						
G114.0	0.0	0.0	0.0						
G115.0	0.0	0.0	0.0						
G116.0	0.0	0.0	0.0						
G117.0	0.0	0.0	0.0						
G118.0	0.0	0.0	0.0						
G119.0	0.0	0.0	0.0						
G120.0	0.0	0.0	0.0						
G121.0	0.0	0.0	0.0						
G122.0	0.0	0.0	0.0						
G123.0	0.0	0.0	0.0						
G124.0	0.0	0.0	0.0						
G125.0	0.0	0.0	0.0						
G126.0	0.0	0.0	0.0						
G127.0	0.0	0.0	0.0						
G128.0	0.0	0.0	0.0						
G129.0	0.0	0.0	0.0						
G130.0	0.0	0.0	0.0						
G131.0	0.0	0.0	0.0						
G132.0	0.0	0.0	0.0						
G133.0	0.0	0.0	0.0						
G134.0	0.0	0.0	0.0						
G135.0	0.0	0.0	0.0						
G136.0	0.0	0.0	0.0						
G137.0	0.0	0.0	0.0						
G138.0	1.1	0.0	1.0						
G139.0	1.1	1.1	1.0						
G140.0	1.2	1.1	1.0						
G141.0	1.3	1.1	1.3						
G142.0	1.4	1.5	1.4						
G143.0	1.5	1.5	1.5						
G144.0	1.6	1.5	1.8						
G145.0	1.9	1.9	1.9						
G146.0	2.1	2.1	2.0						
G147.0	2.1	2.1	2.3						

C Plane (°):0.0-360.0: 30.0
 Test Lab:
 Test Type: TYPE C
 Temperature:
 Operator:

Gamma Plane (°):0.0-180.0:1.0
 Test Device: GPM-1800B
 Distance: 11.573 m [K=1.0000]
 Humidity:
 Inspector:

Candlepower Table (Continue 9)

Unit: cd

G\C	C300.0	C330.0	C360.0						
G148.0	2.5	2.3	2.3						
G149.0	2.6	2.6	2.6						
G150.0	2.8	2.8	2.8						
G151.0	2.8	2.8	3.1						
G152.0	3.0	3.0	3.1						
G153.0	3.3	3.0	3.3						
G154.0	3.3	3.2	3.5						
G155.0	3.7	3.4	3.6						
G156.0	3.7	3.6	3.7						
G157.0	3.8	3.7	4.0						
G158.0	3.9	3.9	4.2						
G159.0	4.0	4.0	4.2						
G160.0	4.0	4.1	4.4						
G161.0	4.2	4.3	4.4						
G162.0	4.3	4.4	4.4						
G163.0	4.4	4.4	4.6						
G164.0	4.6	4.5	4.6						
G165.0	4.5	4.7	4.7						
G166.0	4.7	4.7	4.7						
G167.0	4.9	4.8	4.7						
G168.0	4.8	5.1	4.8						
G169.0	4.8	5.1	4.8						
G170.0	4.9	5.1	4.9						
G171.0	4.8	5.0	4.9						
G172.0	4.7	5.1	4.8						
G173.0	4.7	5.2	4.9						
G174.0	4.7	5.3	5.0						
G175.0	4.9	5.1	4.9						
G176.0	4.9	5.1	4.9						
G177.0	4.9	5.0	5.1						
G178.0	4.9	4.9	5.1						
G179.0	4.8	5.0	5.0						
G180.0	4.9	5.0	5.0						

C Plane (°):0.0-360.0: 30.0
 Test Lab:
 Test Type: TYPE C
 Temperature:
 Operator:

Gamma Plane (°):0.0-180.0:1.0
 Test Device: GPM-1800B
 Distance: 11.573 m [K=1.0000]
 Humidity:
 Inspector: