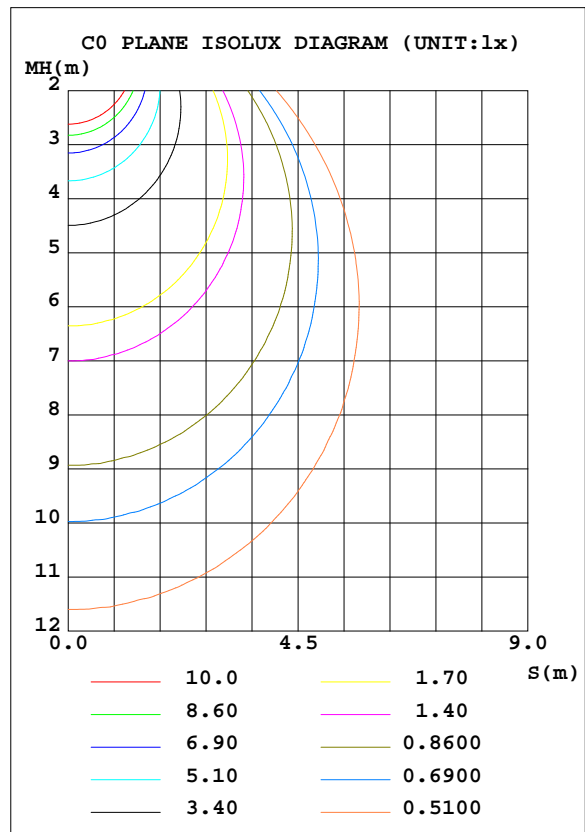
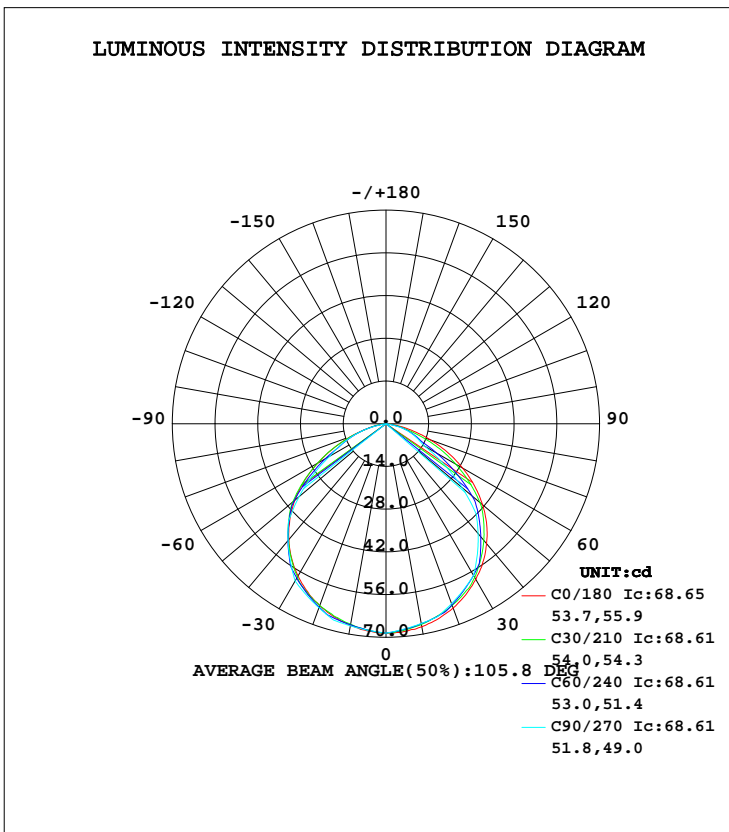


LUMINAIRE PHOTOMETRIC TEST REPORT

Test:U:12.01V I:0.1278A P:1.484W PF:0.9664 Lamp Flux:100x1 lm		
NAME: 490082-2700K	TYPE:490082-2700K	WEIGHT:
SPEC.:	DIM.:	SERIAL No.:
MFR.:	SUR.:	PROTECTION ANGLE:

DATA OF LAMP		PHOTOMETRIC DATA Eff: 97.05 lm/W			
MODEL	490082-2700K	I _{max} (cd)	68.65	S/MH(C0/180)	1.25
NOMINAL POWER(W)	2	LOR(%)	144.0	S/MH(C90/270)	1.27
RATED VOLTAGE(V)	12	TOTAL FLUX(lm)	172.77	η UP, DN(C0-180)	0.0,69.9
NOMINAL FLUX(lm)	120	CIE CLASS	DIRECT	η UP, DN(C180-360)	0.0,74.1
LAMPS INSIDE	1	η up(%)	0.0	CIBSE SHR NOM	1.25
TEST VOLTAGE(V)	12	η down(%)	144.0	CIBSE SHR MAX	1.35



C Range: 0 - 360DEG
 C Interval: 5.0DEG
 Test Speed: HIGH
 Temperature:20DEG
 Operators:Y
 Test Date:2023-06-02

γ Range: 0 - 90DEG
 γ Interval: 0.5DEG
 Test System:EVERFINE GO-2000B_V1 SYSTEM V2.0.291
 Humidity:65.0%
 Test Distance:8.750m [K=1.0000]
 Remarks:

ZONAL FLUX DIAGRAM

ZONAL FLUX DIAGRAM:

γ	C0	C45	C90	C135	C180	C225	C270	C315	γ	Φ zone	Φ total	lum, lamp
5	68.36	67.80	67.55	67.62	68.18	67.85	67.93	68.03	0- 5	1.630	1.630	0.94,1.36
10	67.53	66.59	66.49	66.39	67.12	66.85	67.25	67.05	5- 10	4.817	6.447	3.73,5.37
15	66.23	65.22	65.44	64.90	65.55	65.53	66.57	65.98	10- 15	7.853	14.30	8.28,11.9
20	64.30	63.51	62.76	63.24	63.49	63.94	64.22	64.52	15- 20	10.64	24.94	14.4,20.8
25	61.88	60.75	60.09	60.14	60.78	61.26	61.87	61.96	20- 25	13.06	38.00	22,31.7
30	58.93	57.42	57.42	56.61	57.68	58.02	59.52	58.83	25- 30	15.05	53.05	30.7,44.2
35	55.35	53.93	52.20	52.96	53.90	54.54	54.73	55.57	30- 35	16.52	69.57	40.3,58
40	51.29	50.02	46.98	48.74	49.47	50.65	49.95	51.71	35- 40	17.29	86.87	50.3,72.4
45	46.70	44.12	41.76	42.52	44.61	44.92	45.16	46.25	40- 45	17.40	104.3	60.4,86.9
50	41.33	38.17	32.55	36.12	39.00	39.12	37.17	40.53	45- 50	16.73	121.0	70,101
55	35.37	31.96	23.34	29.25	32.70	32.98	29.18	34.47	50- 55	15.04	136.0	78.7,113
60	28.95	23.39	14.13	20.84	25.83	24.86	21.19	26.44	55- 60	12.52	148.6	86,124
65	22.37	15.22	11.28	13.11	18.97	17.15	16.24	18.66	60- 65	9.647	158.2	91.6,132
70	15.48	9.322	8.427	7.783	12.36	11.07	11.29	12.41	65- 70	7.061	165.3	95.7,138
75	9.326	5.938	5.578	4.965	6.452	6.799	6.347	7.838	70- 75	4.670	169.9	98.4,142
80	4.253	2.449	0	2.090	2.234	2.626	0	3.248	75- 80	2.333	172.3	99.7,144
85	1.005	0	0	0	0.0299	0	0	0	80- 85	0.4786	172.8	100,144
90	0	0	0	0	0	0	0	0	85- 90	0.0238	172.8	100,144
95									90- 95			
100									95-100			
105									100-105			
110									105-110			
115									110-115			
120									115-120			
125									120-125			
130									125-130			
135									130-135			
140									135-140			
145									140-145			
150									145-150			
155									150-155			
160									155-160			
165									160-165			
170									165-170			
175									170-175			
180									175-180			
DEG	LUMINOUS INTENSITY:cd								UNIT:lm			

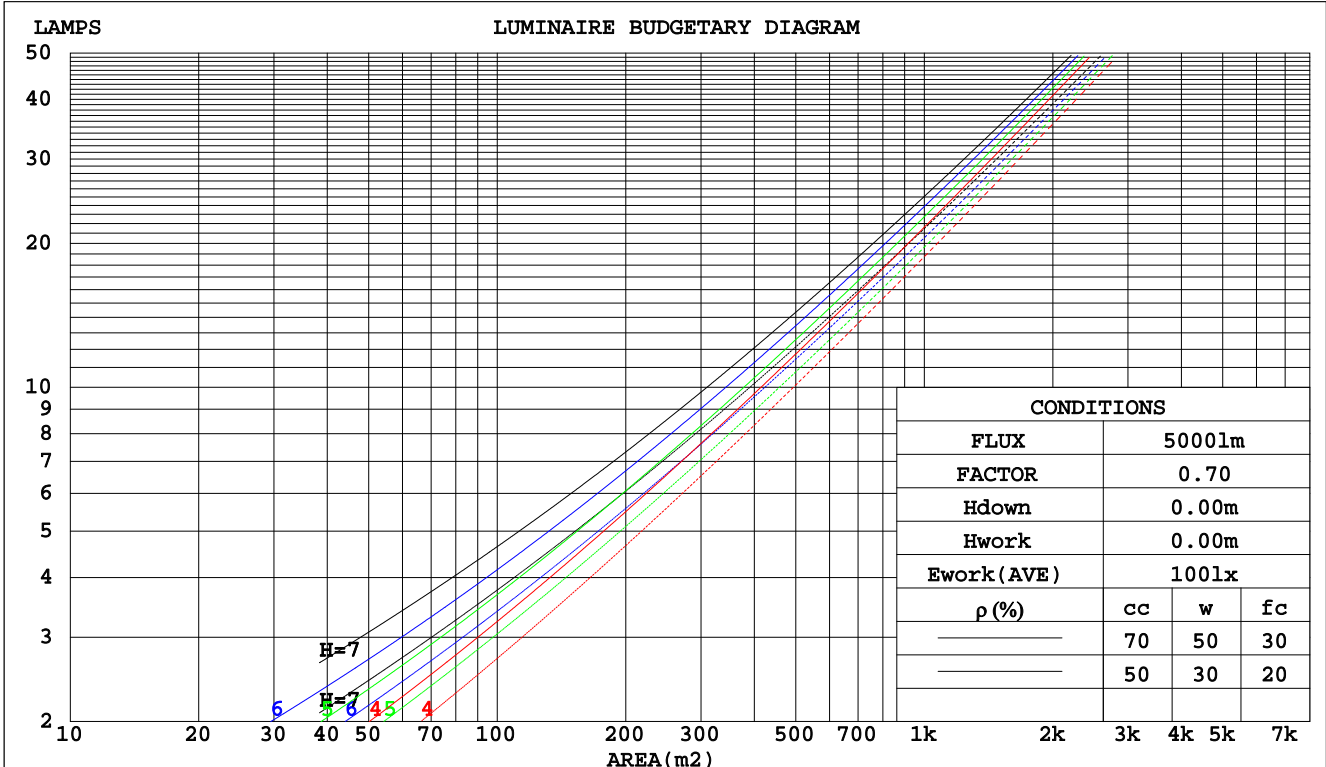
C Range: 0 - 360DEG
C Interval: 5.0DEG
Test Speed: HIGH
Temperature:20DEG
Operators:Y
Test Date:2023-06-02

γ Range: 0 - 90DEG
γ Interval: 0.5DEG
Test System:EVERFINE GO-2000B_V1 SYSTEM V2.0.291
Humidity:65.0%
Test Distance:8.750m [K=1.0000]
Remarks:

CU AND LUMINAIRE BUDGETARY ESTIMATE DIAGRAM

Test:U:12.01V I:0.1278A P:1.484W PF:0.9664 Lamp Flux:100x1 lm		
NAME: 490082-2700K	TYPE:490082-2700K	WEIGHT:
SPEC.:	DIM.:	SERIAL No.:
MFR.:	SUR.:	PROTECTION ANGLE:

pcc	80%			70%			50%			30%			10%			0
	50%	30%	10%	50%	30%	10%	50%	30%	10%	50%	30%	10%	50%	30%	10%	0
pw																
pfc	20%			20%			20%			20%			20%			0
RCR	RCR:Room Cavity Ratio															
	Coefficients of Utilization(CU)															
0.0	1.71	1.71	1.71	1.67	1.67	1.67	1.60	1.60	1.60	1.53	1.53	1.53	1.47	1.47	1.47	1.44
1.0	1.52	1.47	1.42	1.49	1.44	1.40	1.43	1.39	1.36	1.38	1.34	1.31	1.33	1.30	1.28	1.25
2.0	1.34	1.26	1.18	1.32	1.24	1.17	1.27	1.20	1.14	1.22	1.16	1.11	1.18	1.13	1.09	1.06
3.0	1.19	1.08	.99	1.17	1.07	.99	1.13	1.04	.97	1.09	1.01	.95	1.05	.99	.94	.91
4.0	1.06	.94	.85	1.04	.93	.85	1.01	.91	.83	.97	.89	.82	.94	.87	.81	.78
5.0	.95	.83	.74	.94	.82	.73	.91	.80	.73	.88	.79	.72	.85	.77	.71	.68
6.0	.86	.74	.65	.85	.73	.64	.82	.72	.64	.80	.70	.63	.77	.69	.63	.60
7.0	.78	.66	.57	.77	.65	.57	.75	.64	.57	.73	.63	.56	.71	.62	.56	.53
8.0	.71	.59	.51	.70	.59	.51	.68	.58	.51	.67	.57	.50	.65	.57	.50	.48
9.0	.65	.54	.46	.65	.54	.46	.63	.53	.46	.61	.52	.46	.60	.52	.45	.43
10.0	.60	.49	.42	.60	.49	.42	.58	.48	.42	.57	.48	.41	.56	.47	.41	.39



C Range: 0 - 360DEG
 C Interval: 5.0DEG
 Test Speed: HIGH
 Temperature:20DEG
 Operators:Y
 Test Date:2023-06-02

γ Range: 0 - 90DEG
 γ Interval: 0.5DEG
 Test System:EVERFINE GO-2000B_V1 SYSTEM V2.0.291
 Humidity:65.0%
 Test Distance:8.750m [K=1.0000]
 Remarks:

WEC AND CCEC

Test:U:12.01V I:0.1278A P:1.484W PF:0.9664 Lamp Flux:100x1 lm		
NAME: 490082-2700K	TYPE:490082-2700K	WEIGHT:
SPEC.:	DIM.:	SERIAL No.:
MFR.:	SUR.:	PROTECTION ANGLE:

ρcc	80%			70%			50%			30%			10%			0
ρw	50%	30%	10%	50%	30%	10%	50%	30%	10%	50%	30%	10%	50%	30%	10%	0
ρfc	20%			20%			20%			20%			20%			0
RCR	RCR:Room Cavity Ratio						Wall Exitance Coefficients(WEC)									
0.0																
1.0	.390	.222	.070	.380	.217	.069	.361	.207	.066	.344	.198	.064	.328	.190	.061	
2.0	.379	.208	.064	.370	.204	.063	.354	.197	.061	.339	.190	.059	.325	.184	.058	
3.0	.358	.190	.057	.350	.188	.056	.336	.182	.055	.322	.177	.054	.310	.171	.053	
4.0	.335	.174	.051	.328	.172	.051	.315	.167	.050	.303	.163	.049	.292	.159	.048	
5.0	.313	.160	.046	.307	.158	.046	.296	.154	.045	.285	.150	.045	.275	.147	.044	
6.0	.293	.147	.042	.287	.145	.042	.277	.142	.041	.268	.139	.041	.259	.136	.040	
7.0	.274	.136	.038	.270	.134	.038	.260	.132	.038	.252	.129	.038	.244	.127	.037	
8.0	.258	.126	.035	.253	.125	.035	.245	.122	.035	.237	.120	.035	.230	.118	.034	
9.0	.242	.117	.033	.239	.116	.033	.231	.114	.032	.224	.112	.032	.218	.111	.032	
10.0	.229	.110	.030	.225	.109	.030	.219	.107	.030	.212	.105	.030	.206	.104	.030	

ρcc	80%			70%			50%			30%			10%			0
ρw	50%	30%	10%	50%	30%	10%	50%	30%	10%	50%	30%	10%	50%	30%	10%	0
ρfc	20%			20%			20%			20%			20%			0
RCR	RCR:Room Cavity Ratio						Ceiling Cavity Exitance Coefficients(CCEC)									
0.0	.274	.274	.274	.234	.234	.234	.160	.160	.160	.092	.092	.092	.029	.029	.029	
1.0	.256	.225	.198	.219	.193	.170	.150	.133	.118	.086	.077	.069	.028	.025	.022	
2.0	.243	.190	.146	.208	.164	.126	.142	.113	.088	.082	.066	.052	.026	.021	.017	
3.0	.231	.164	.111	.198	.142	.097	.136	.098	.068	.078	.058	.040	.025	.019	.013	
4.0	.220	.145	.087	.189	.125	.076	.130	.087	.054	.075	.051	.032	.024	.017	.010	
5.0	.210	.130	.071	.180	.112	.061	.124	.078	.043	.072	.046	.026	.023	.015	.008	
6.0	.200	.118	.058	.172	.102	.051	.118	.071	.036	.069	.042	.021	.022	.014	.007	
7.0	.190	.108	.049	.164	.093	.043	.113	.065	.031	.066	.039	.018	.021	.013	.006	
8.0	.182	.099	.043	.156	.086	.037	.108	.060	.026	.063	.036	.016	.020	.012	.005	
9.0	.173	.092	.037	.149	.080	.032	.103	.056	.023	.060	.033	.014	.020	.011	.005	
10.0	.165	.086	.033	.143	.075	.029	.099	.053	.020	.058	.031	.012	.019	.010	.004	

C Range: 0 - 360DEG
 C Interval: 5.0DEG
 Test Speed: HIGH
 Temperature:20DEG
 Operators:Y
 Test Date:2023-06-02

γ Range: 0 - 90DEG
 γ Interval: 0.5DEG
 Test System:EVERFINE GO-2000B_V1 SYSTEM V2.0.291
 Humidity:65.0%
 Test Distance:8.750m [K=1.0000]
 Remarks:

UGR(Unified Glare Rating) Table

Test:U:12.01V I:0.1278A P:1.484W PF:0.9664 Lamp Flux:100x1 lm										
NAME: 490082-2700K					TYPE:490082-2700K			WEIGHT:		
SPEC.:					DIM.:			SERIAL No.:		
MFR.:					SUR.:			PROTECTION ANGLE:		
ceiling/cavity	0.7	0.7	0.5	0.5	0.3	0.7	0.7	0.5	0.5	0.3
walls	0.5	0.3	0.5	0.3	0.3	0.5	0.3	0.5	0.3	0.3
working plane	0.2	0.2	0.2	0.2	0.2	0.2	0.2	0.2	0.2	0.2
Room dimensions	Viewed crosswise					Viewed endwise				
x = 2H y = 2H	8.9	10.3	9.1	10.5	10.7	6.9	8.4	7.2	8.6	8.8
3H	10.1	11.4	10.3	11.6	11.8	7.6	8.9	7.9	9.1	9.3
4H	10.4	11.7	10.7	11.9	12.2	7.8	9.1	8.1	9.3	9.6
6H	10.6	11.7	10.9	12.0	12.3	7.8	9.0	8.1	9.2	9.5
8H	10.6	11.7	10.9	12.0	12.3	7.7	8.9	8.1	9.2	9.4
12H	10.5	11.6	10.9	11.9	12.2	7.7	8.8	8.0	9.1	9.4
4H 2H	9.1	10.4	9.4	10.6	10.8	7.5	8.7	7.8	9.0	9.2
3H	10.4	11.5	10.8	11.8	12.1	8.2	9.3	8.6	9.6	9.9
4H	10.8	11.8	11.2	12.2	12.5	8.6	9.6	8.9	9.9	10.2
6H	11.1	11.9	11.5	12.3	12.7	8.6	9.5	9.0	9.8	10.2
8H	11.1	11.9	11.5	12.3	12.7	8.5	9.3	8.9	9.7	10.1
12H	11.1	11.8	11.5	12.2	12.6	8.5	9.2	8.9	9.6	10.0
8H 4H	10.8	11.6	11.2	12.0	12.4	8.7	9.5	9.1	9.9	10.3
6H	11.1	11.8	11.6	12.2	12.6	8.8	9.4	9.2	9.8	10.2
8H	11.2	11.8	11.6	12.2	12.6	8.7	9.3	9.2	9.7	10.2
12H	11.2	11.7	11.7	12.1	12.6	8.7	9.2	9.1	9.6	10.1
12H 4H	10.8	11.5	11.2	11.9	12.3	8.7	9.4	9.1	9.8	10.2
6H	11.1	11.7	11.6	12.1	12.5	8.7	9.3	9.2	9.7	10.2
8H	11.2	11.7	11.6	12.1	12.6	8.7	9.2	9.2	9.6	10.1
Variations with the observer position at spacings:										
S = 1.0H	+ 0.2 / - 0.3					+ 0.4 / - 0.5				
1.5H	+ 0.3 / - 0.5					+ 0.4 / - 0.6				
2.0H	+ 0.4 / - 0.4					+ 1.1 / - 1.9				

CIE Pub.117 Corrected 120.0 lm Total Lamp Luminous Flux.(8log(F/F0) = -7.4)

C Range: 0 - 360DEG
 C Interval: 5.0DEG
 Test Speed: HIGH
 Temperature:20DEG
 Operators:Y
 Test Date:2023-06-02

γ Range: 0 - 90DEG
 γ Interval: 0.5DEG
 Test System:EVERFINE GO-2000B_V1 SYSTEM V2.0.291
 Humidity:65.0%
 Test Distance:8.750m [K=1.0000]
 Remarks:

UTILIZATION FACTORS TABLE

Test:U:12.01V I:0.1278A P:1.484W PF:0.9664 Lamp Flux:100x1 lm		
NAME: 490082-2700K	TYPE:490082-2700K	WEIGHT:
SPEC.:	DIM.:	SERIAL No.:
MFR.:	SUR.:	PROTECTION ANGLE:

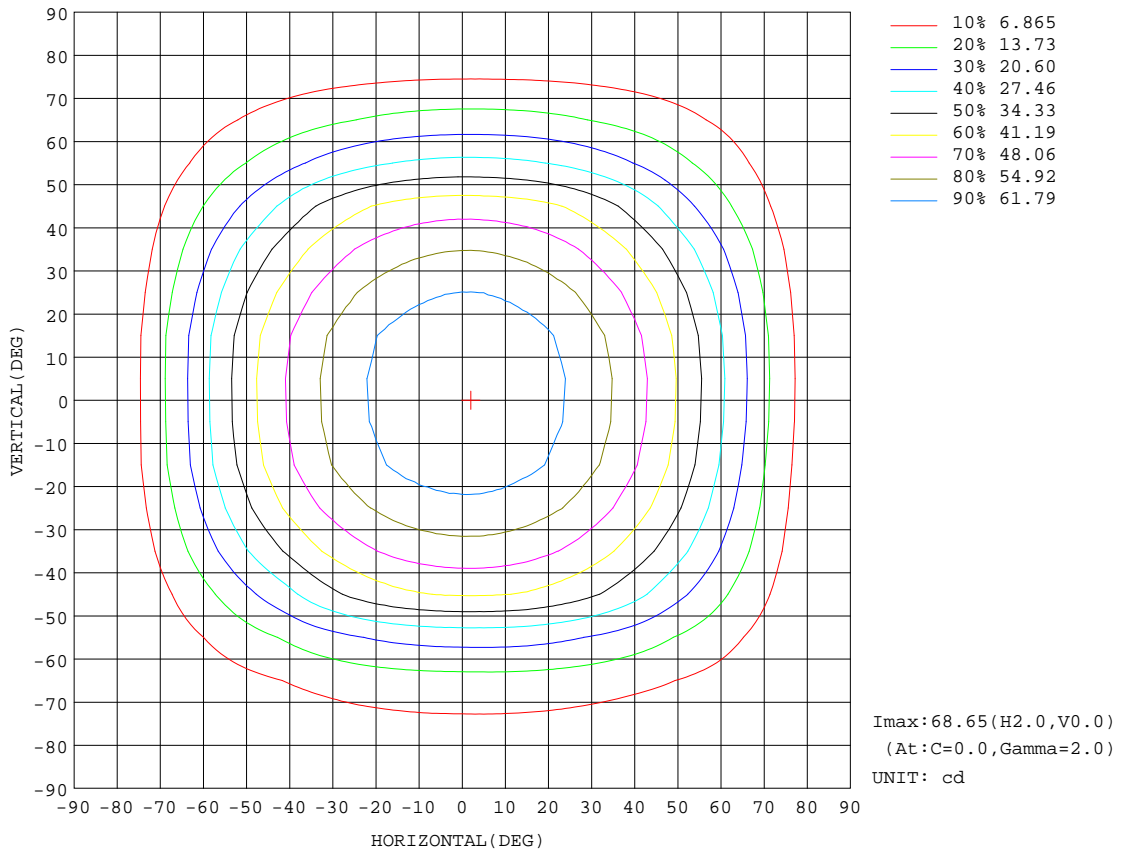
REFLECTANCE										
Ceiling	0.8	0.8	0.8	0.7	0.7	0.7	0.5	0.5	0.5	0
Walls	0.7	0.5	0.3	0.7	0.5	0.3	0.7	0.5	0.3	0
Working plane	0.2	0.2	0.2	0.2	0.2	0.2	0.2	0.2	0.2	0
ROOM INDEX	UTILIZATION FACTORS(PERCENT) $k(RI) \times RCR = 5$									
k = 0.60	87	71	61	86	71	61	84	70	61	52
0.80	102	86	76	101	86	76	98	84	75	66
1.00	114	100	90	113	99	89	110	100	89	79
1.25	125	111	101	123	110	101	119	108	100	90
1.50	132	119	110	129	117	109	125	115	107	97
2.00	141	130	122	138	128	121	134	125	118	108
2.50	146	136	128	143	134	127	138	130	124	113
3.00	150	142	135	147	139	133	142	135	130	118
4.00	156	148	142	152	146	140	146	141	137	124
5.00	159	152	147	155	150	145	149	145	141	128
ROOM INDEX	UF(total)									Direct
According to DIN EN 13032-2 2004			Suspended				SHRNOM = 1.25			

C Range: 0 - 360DEG
C Interval: 5.0DEG
Test Speed: HIGH
Temperature:20DEG
Operators:Y
Test Date:2023-06-02

γ Range: 0 - 90DEG
 γ Interval: 0.5DEG
Test System:EVERFINE GO-2000B_V1 SYSTEM V2.0.291
Humidity:65.0%
Test Distance:8.750m [K=1.0000]
Remarks:

ISOCANDELA DIAGRAM

Test:U:12.01V I:0.1278A P:1.484W PF:0.9664 Lamp Flux:100x1 lm		
NAME: 490082-2700K	TYPE:490082-2700K	WEIGHT:
SPEC.:	DIM.:	SERIAL No.:
MFR.:	SUR.:	PROTECTION ANGLE:

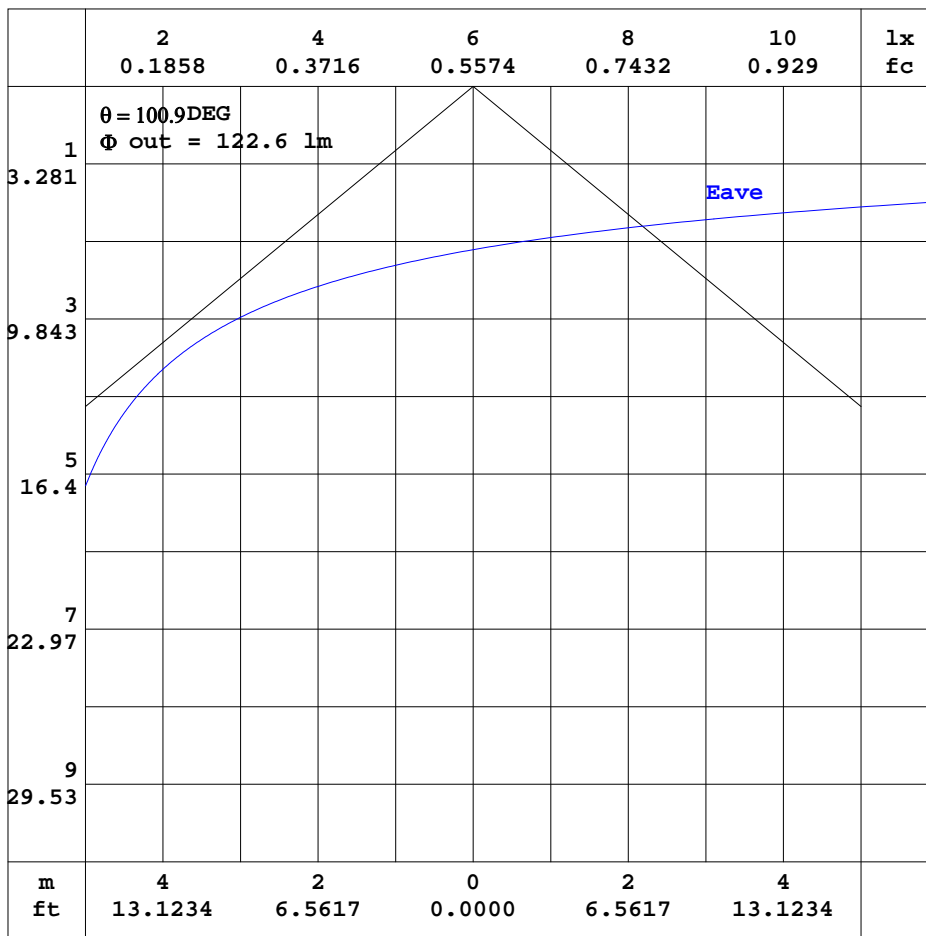


C Range: 0 - 360DEG
 C Interval: 5.0DEG
 Test Speed: HIGH
 Temperature: 20DEG
 Operators: Y
 Test Date: 2023-06-02

γ Range: 0 - 90DEG
 γ Interval: 0.5DEG
 Test System: EVERFINE GO-2000B_V1 SYSTEM V2.0.291
 Humidity: 65.0%
 Test Distance: 8.750m [K=1.0000]
 Remarks:

AAI CURVES

Test:U:12.01V I:0.1278A P:1.484W PF:0.9664 Lamp Flux:100x1 lm		
NAME: 490082-2700K	TYPE:490082-2700K	WEIGHT:
SPEC.:	DIM.:	SERIAL No.:
MFR.:	SUR.:	PROTECTION ANGLE:



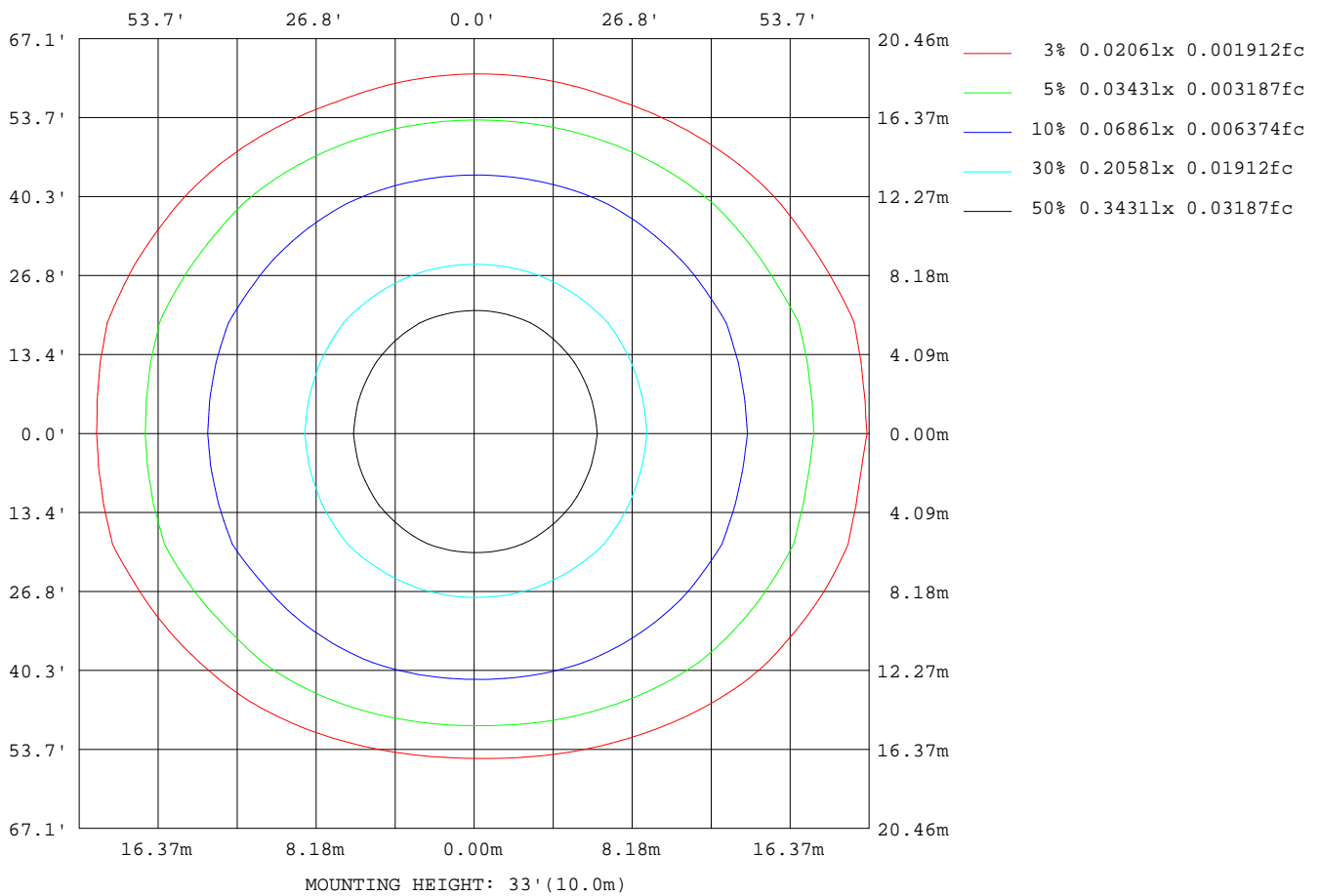
Note:The Curves indicate the illuminated area and the average illumination when the luminaire is at different distance.

C Range: 0 - 360DEG
C Interval: 5.0DEG
Test Speed: HIGH
Temperature:20DEG
Operators:Y
Test Date:2023-06-02

γ Range: 0 - 90DEG
 γ Interval: 0.5DEG
Test System:EVERFINE GO-2000B_V1 SYSTEM V2.0.291
Humidity:65.0%
Test Distance:8.750m [K=1.0000]
Remarks:

ISOLUX DIAGRAM

Test:U:12.01V I:0.1278A P:1.484W PF:0.9664 Lamp Flux:100x1 lm		
NAME: 490082-2700K	TYPE:490082-2700K	WEIGHT:
SPEC.:	DIM.:	SERIAL No.:
MFR.:	SUR.:	PROTECTION ANGLE:



C Range: 0 - 360DEG
 C Interval: 5.0DEG
 Test Speed: HIGH
 Temperature:20DEG
 Operators:Y
 Test Date:2023-06-02

γ Range: 0 - 90DEG
 γ Interval: 0.5DEG
 Test System:EVERFINE GO-2000B_V1 SYSTEM V2.0.291
 Humidity:65.0%
 Test Distance:8.750m [K=1.0000]
 Remarks:

LED Avg.L Report

Test:U:12.01V I:0.1278A P:1.484W PF:0.9664 Lamp Flux:100x1 lm		
NAME: 490082-2700K	TYPE:490082-2700K	WEIGHT:
SPEC.:	DIM.:	SERIAL No.:
MFR.:	SUR.:	PROTECTION ANGLE:

AvgL	cd/m2
L_0~180(65)av	245
L_0~180(75)av	152
L_0~180(85)av	30
L_90~270(65)av	163
L_90~270(75)av	115
L_90~270(85)av	0
L_45(65)av	190
L_45(75)av	123
L_45(85)av	0

Standard: GB/T 29293-2012

C Range: 0 - 360DEG
C Interval: 5.0DEG
Test Speed: HIGH
Temperature:20DEG
Operators:Y
Test Date:2023-06-02

γ Range: 0 - 90DEG
γ Interval: 0.5DEG
Test System:EVERFINE GO-2000B_V1 SYSTEM V2.0.291
Humidity:65.0%
Test Distance:8.750m [K=1.0000]
Remarks:

Planar Illuminance Curve



C Range: 0 - 360DEG
 C Interval: 5.0DEG
 Test Speed: HIGH
 Temperature: 20DEG
 Operators: Y
 Test Date: 2023-06-02

γ Range: 0 - 90DEG
 γ Interval: 0.5DEG
 Test System: EVERFINE GO-2000B_V1 SYSTEM V2.0.291
 Humidity: 65.0%
 Test Distance: 8.750m [K=1.0000]
 Remarks:

LUMINOUS DISTRIBUTION INTENSITY DATA

Test:U:12.01V I:0.1278A P:1.484W PF:0.9664 Lamp Flux:100x1 lm		
NAME: 490082-2700K	TYPE:490082-2700K	WEIGHT:
SPEC.:	DIM.:	SERIAL No.:
MFR.:	SUR.:	PROTECTION ANGLE:

Table--2

UNIT: cd

C(DEG) γ (DEG)	95	100	105	110	115	120	125	130	135	140	145	150	155	160	165	170	175	180	185
0	68.6	68.6	68.6	68.6	68.6	68.6	68.6	68.6	68.6	68.6	68.6	68.6	68.6	68.6	68.6	68.6	68.6	68.6	68.6
5	67.5	67.5	67.6	67.6	67.6	67.6	67.6	67.6	67.6	67.6	67.7	67.7	67.8	67.8	67.9	68.0	68.1	68.2	68.1
10	66.5	66.4	66.5	66.4	66.4	66.4	66.4	66.4	66.4	66.4	66.4	66.4	66.5	66.6	66.7	66.8	67.0	67.1	67.0
15	65.4	65.4	65.3	65.2	65.2	65.1	65.0	65.0	64.9	64.8	64.8	64.9	64.8	64.8	64.9	65.1	65.3	65.5	65.4
20	62.7	62.7	62.7	62.7	62.8	63.0	63.0	63.3	63.2	63.0	62.9	62.8	62.7	62.7	62.8	63.0	63.2	63.5	63.3
25	60.0	60.0	59.9	59.9	59.9	59.9	60.0	60.0	60.1	60.3	60.6	60.4	60.2	60.1	60.2	60.3	60.5	60.8	60.6
30	57.3	57.2	57.1	57.0	56.9	56.8	56.7	56.6	56.6	56.8	57.0	57.3	57.3	57.1	57.0	57.0	57.3	57.7	57.4
35	52.2	52.2	52.2	52.4	52.7	53.0	53.3	53.1	53.0	52.9	53.0	53.1	53.5	53.5	53.3	53.2	53.4	53.9	53.6
40	46.9	46.9	47.0	47.1	47.3	47.4	47.7	48.2	48.7	48.8	48.6	48.6	48.8	49.2	49.0	48.9	49.0	49.5	49.2
45	41.7	41.6	41.7	41.7	41.7	41.8	41.9	42.1	42.5	43.2	44.1	43.8	43.8	43.9	44.3	44.0	44.1	44.6	44.3
50	32.6	32.8	33.3	33.9	34.7	35.5	36.0	35.9	36.1	36.5	37.2	38.3	38.3	38.3	38.6	38.6	38.5	39.0	38.8
55	23.4	23.7	24.2	24.9	25.7	26.6	27.5	28.5	29.3	29.3	29.8	30.9	32.2	32.3	32.3	32.7	32.3	32.7	32.6
60	14.2	14.5	15.1	15.9	16.8	17.9	18.9	20.0	20.8	21.6	22.6	23.4	24.5	25.7	25.6	26.0	25.6	25.8	25.9
65	11.2	11.2	11.2	11.2	11.1	11.0	10.9	11.9	13.1	14.2	15.3	16.2	17.1	18.1	19.0	19.0	18.9	19.0	19.2
70	8.40	8.40	8.35	8.30	8.23	8.13	7.99	7.89	7.78	7.70	8.77	9.82	10.6	11.2	12.1	12.4	12.6	12.4	12.9
75	5.57	5.57	5.51	5.45	5.39	5.26	5.16	5.05	4.96	4.91	4.88	4.79	5.22	5.85	6.14	6.67	6.76	6.45	6.88
80	0.04	0.16	0.36	0.62	0.93	1.25	1.57	1.86	2.09	2.24	2.27	2.31	2.26	2.08	2.21	2.32	2.37	2.23	2.39
85	0.00	0.00	0.00	0.00	0.00	0.00	0.00	0.00	0.00	0.00	0.00	0.00	0.26	0.39	0.43	0.36	0.26	0.03	0.20
90	0.00	0.00	0.00	0.00	0.00	0.00	0.00	0.00	0.00	0.00	0.00	0.00	0.00	0.00	0.00	0.00	0.00	0.00	0.00

C Range: 0 - 360DEG
C Interval: 5.0DEG
Test Speed: HIGH
Temperature:20DEG
Operators:Y
Test Date:2023-06-02

γ Range: 0 - 90DEG
γ Interval: 0.5DEG
Test System:EVERFINE GO-2000B_V1 SYSTEM V2.0.291
Humidity:65.0%
Test Distance:8.750m [K=1.0000]
Remarks:

