

Report No.:

Test Time: 2023/11/20 11:52

Luminaire Property

Luminaire Manufacturer:

Luminaire Category:

Lamp Catalog: DOB

Lamp Description: L150_27805030000S0(8.68W)

Number of Lamps:

Luminous Length (mm):

Luminous Height (mm):

Current: 0.855 A

Power Factor: 0.833

Luminaire Description: 490218 BODACIOUS

Lumens per Lamp:

Luminous Width (mm):

Voltage: 12.0 V

Power: 8.56 W

Photometric Results

CIE Class: Direct

Measurement Flux: 607.7 lm

Downward Ratio: 100%

Horizontal Diffuse Angle(10%,50%,75%,100%): H86.9,H56.7,H40.6,H1

Vertical Diffuse Angle(10%,50%,75%,100%): V90.9,V58,V39.4,V2

Luminaire Efficacy Rating (LER): 71.04

Max. Intensity: 669.66 cd

S/MH(C0/C180): 0.87

Total Rated Lamp Lumens: 607.7 lm

Efficiency: 100%


Upward Ratio: 0%

C0r0 Intensity: 669.09 cd

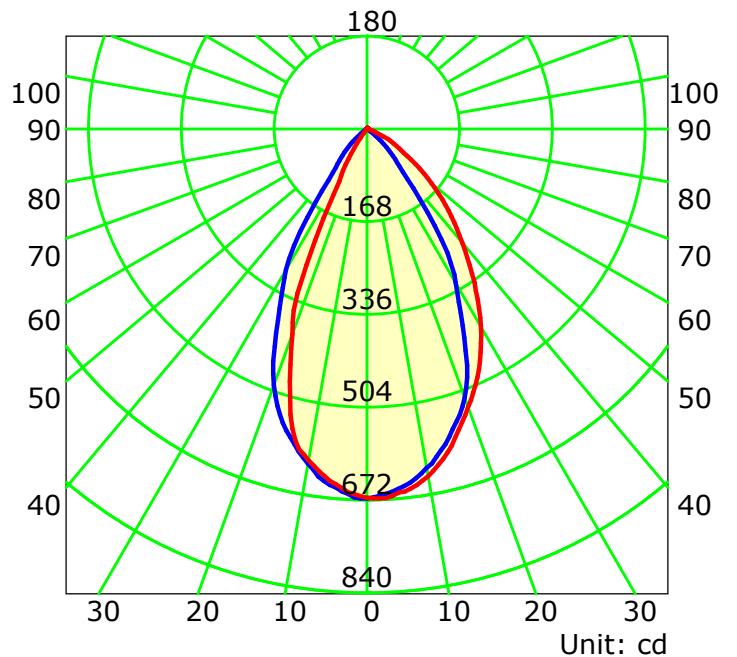
Pos of Max. Intensity: H60 V1

S/MH(C90/C270): 0.83

Picture Of Luminaire



Luminous Intensity Distribution Curve



Average Diffuse Angle(50%): 57.3°

C Plane (°):0.0-360.0: 30.0

Test Lab:

Test Type: TYPE C

Temperature:

Operator:

— C0-C180 — C90-C270

Gamma Plane (°):0.0-180.0:1.0

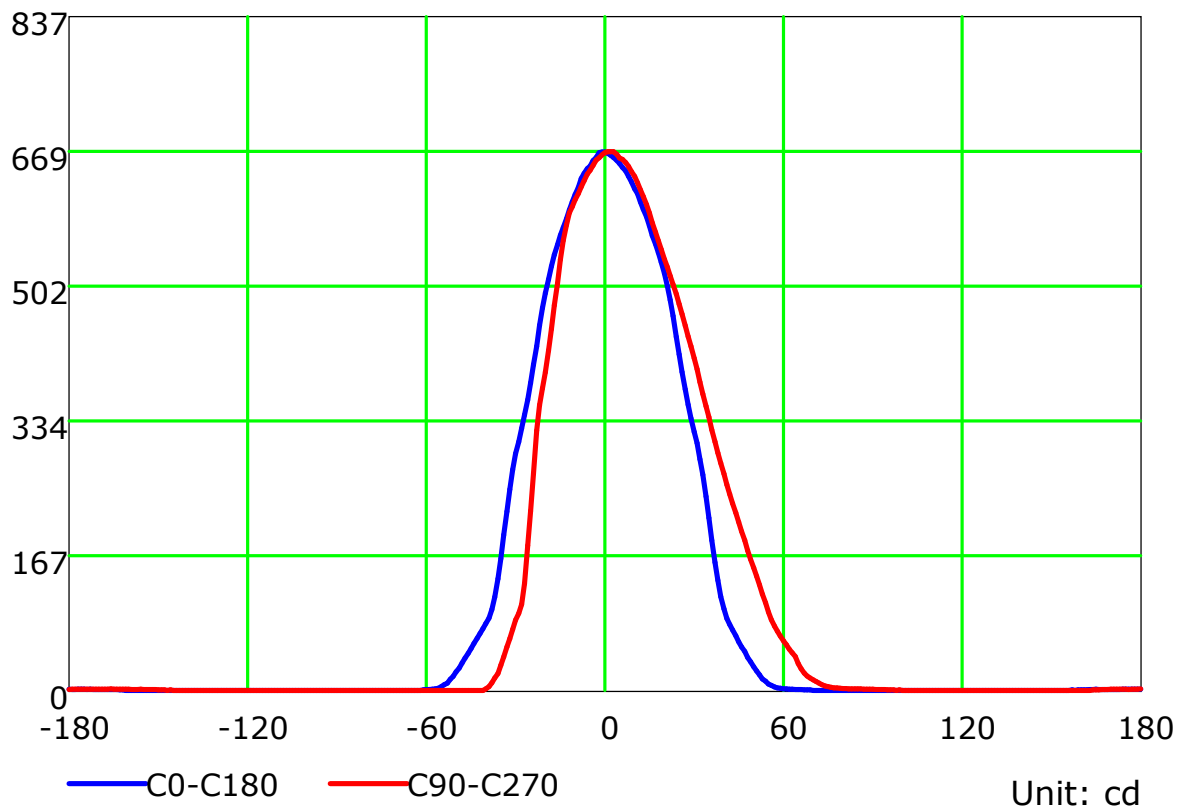
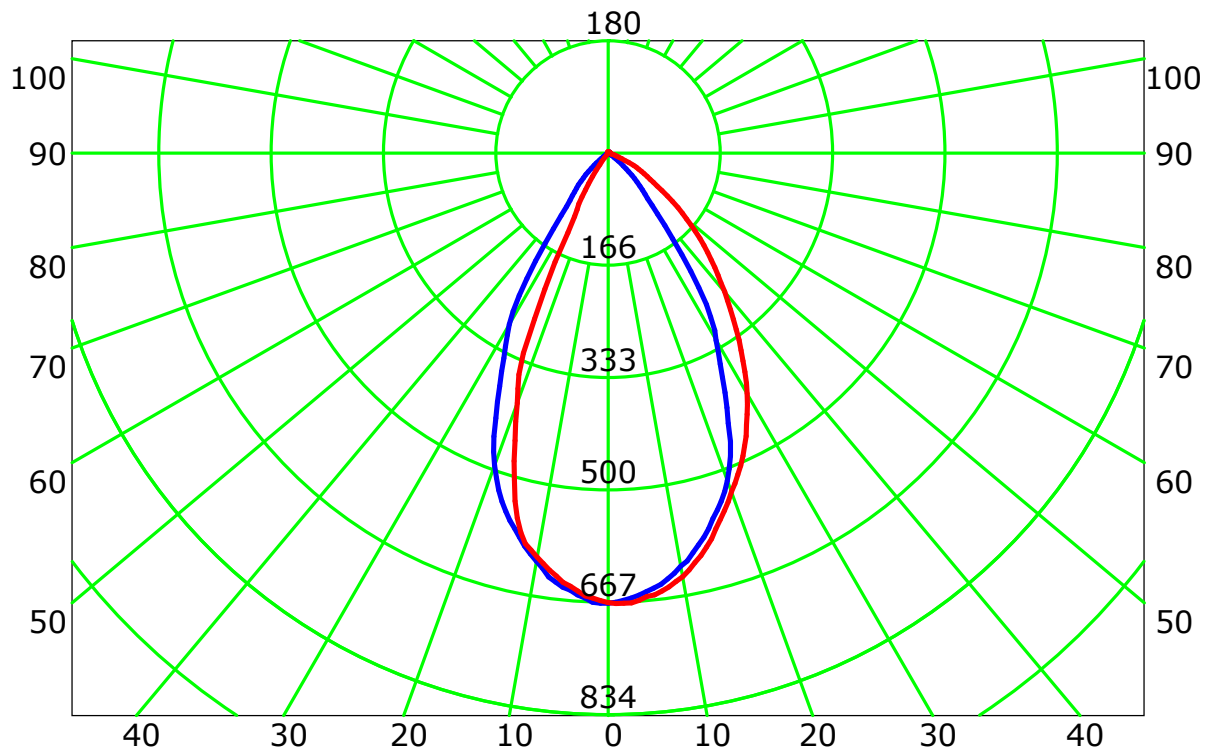
Test Device: GPM-1800B

Distance: 11.655 m [K=1.0000]

Humidity:

Inspector:

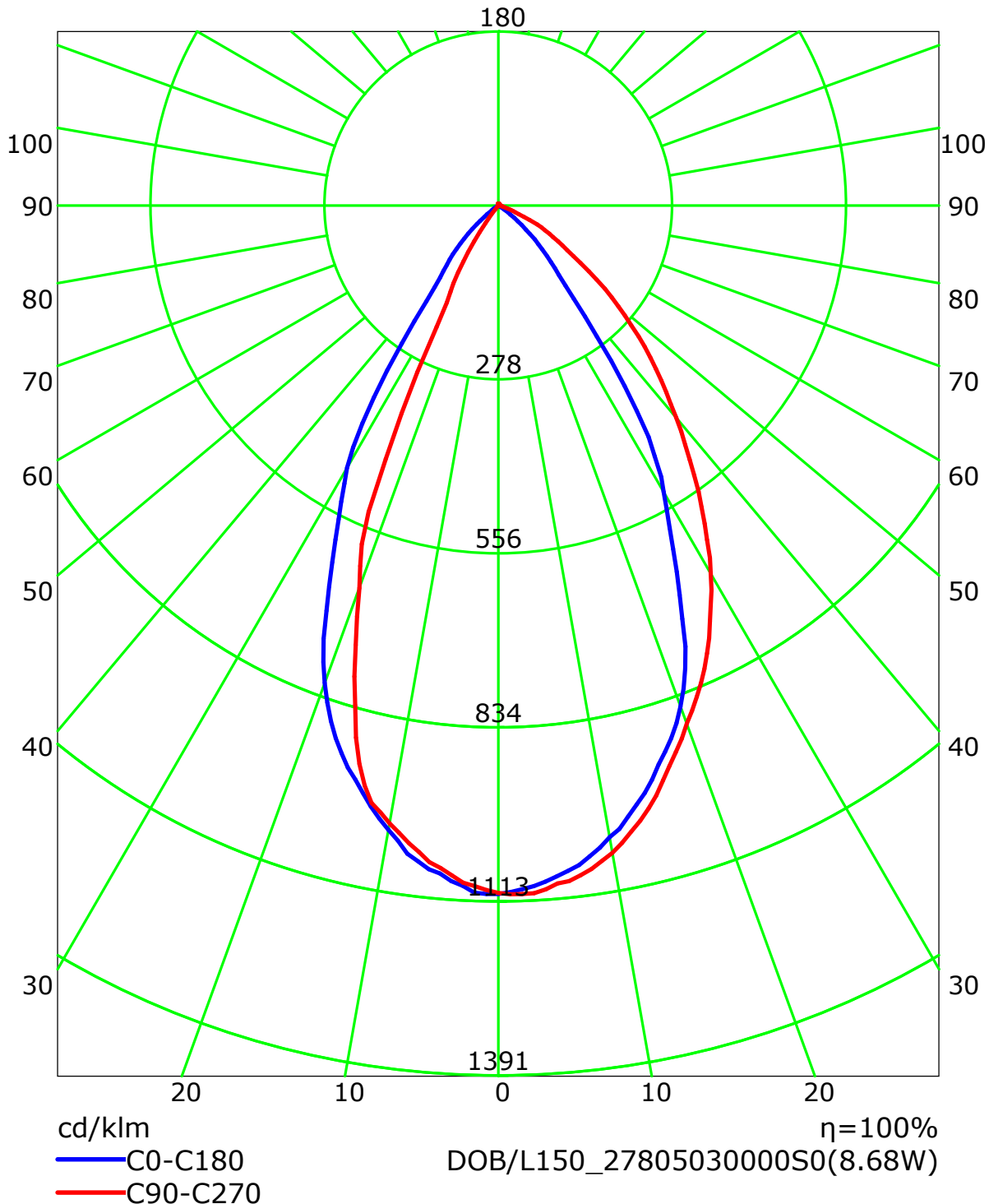
Luminous Intensity Distribution Curve



C Plane (°):0.0-360.0: 30.0
 Test Lab:
 Test Type: TYPE C
 Temperature:
 Operator:

Gamma Plane (°):0.0-180.0:1.0
 Test Device: GPM-1800B
 Distance: 11.655 m [K=1.0000]
 Humidity:
 Inspector:

Luminous Intensity Distribution Curve(cd/klm)



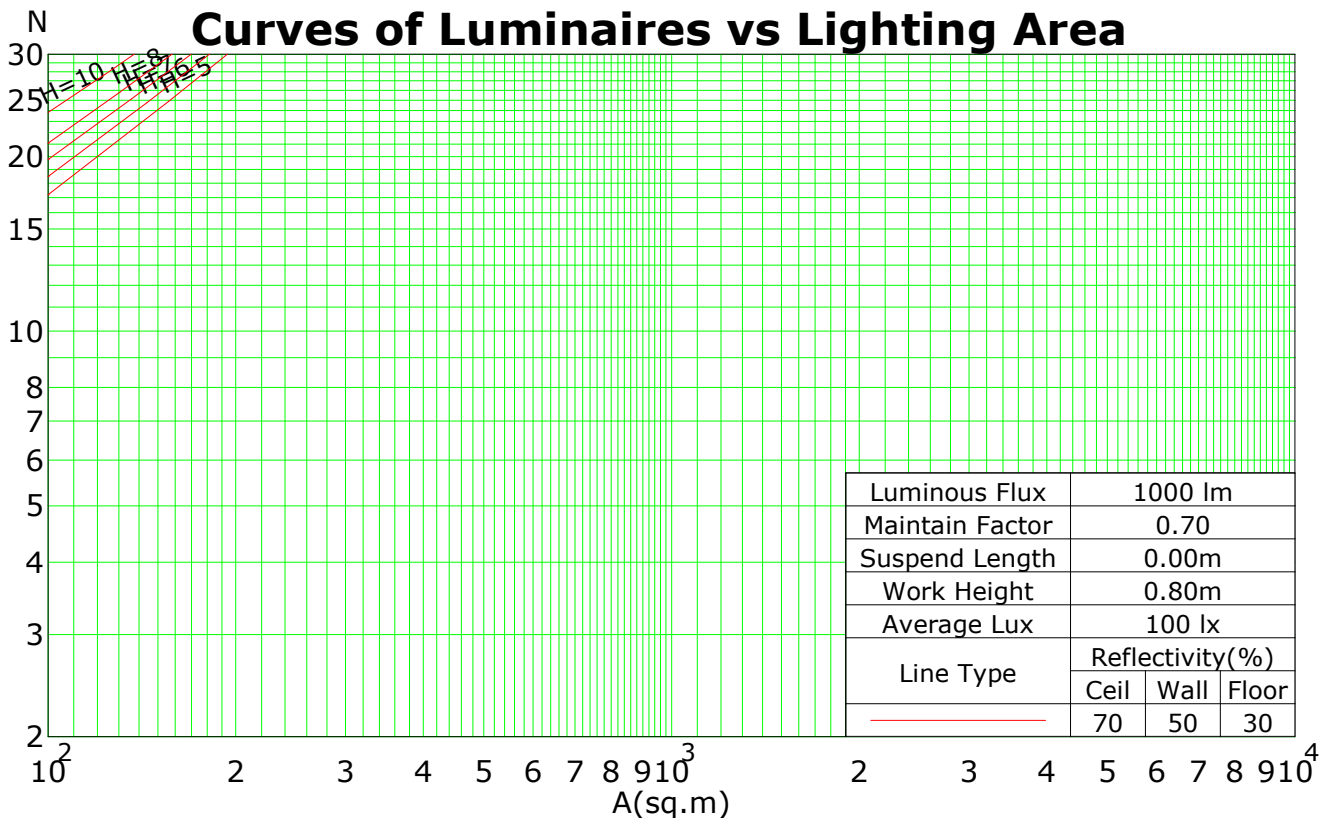
C Plane (°):0.0-360.0: 30.0
 Test Lab:
 Test Type: TYPE C
 Temperature:
 Operator:

Gamma Plane (°):0.0-180.0:1.0
 Test Device: GPM-1800B
 Distance: 11.655 m [K=1.0000]
 Humidity:
 Inspector:

Coefficients Of Utilization - Zonal Cavity Method

RC	0.8	0.8	0.8	0.8	0.7	0.7	0.7	0.7	0.5	0.5	0.5	0.3	0.3	0.3	0.1	0.1	0.1	0
RW	0.7	0.5	0.3	0.1	0.7	0.5	0.3	0.1	0.5	0.3	0.1	0.5	0.3	0.1	0.5	0.3	0.1	0
RCR	RF = 0.2																	
0	1.19	1.19	1.19	1.19	1.16	1.16	1.16	1.16	1.11	1.11	1.11	1.06	1.06	1.06	1.02	1.02	1.02	1.00
1	1.13	1.10	1.07	1.05	1.11	1.08	1.06	1.03	1.04	1.02	1.00	1.00	0.99	0.97	0.97	0.95	0.94	0.92
2	1.07	1.02	0.97	0.94	1.05	1.00	0.96	0.93	0.97	0.93	0.91	0.94	0.91	0.89	0.91	0.89	0.87	0.85
3	1.01	0.94	0.89	0.85	0.99	0.93	0.88	0.84	0.90	0.86	0.82	0.88	0.84	0.81	0.85	0.82	0.80	0.78
4	0.95	0.87	0.81	0.77	0.94	0.86	0.81	0.76	0.84	0.79	0.75	0.82	0.78	0.75	0.80	0.77	0.74	0.72
5	0.90	0.81	0.75	0.70	0.89	0.80	0.74	0.70	0.78	0.73	0.69	0.77	0.72	0.69	0.75	0.71	0.68	0.67
6	0.85	0.76	0.70	0.65	0.84	0.75	0.69	0.65	0.74	0.68	0.64	0.72	0.67	0.64	0.71	0.67	0.63	0.62
7	0.81	0.71	0.65	0.60	0.79	0.70	0.64	0.60	0.69	0.64	0.60	0.68	0.63	0.59	0.67	0.62	0.59	0.58
8	0.77	0.67	0.60	0.56	0.75	0.66	0.60	0.56	0.65	0.60	0.56	0.64	0.59	0.55	0.63	0.58	0.55	0.54
9	0.73	0.63	0.57	0.52	0.72	0.62	0.56	0.52	0.61	0.56	0.52	0.60	0.55	0.52	0.60	0.55	0.52	0.50
10	0.69	0.59	0.53	0.49	0.68	0.59	0.53	0.49	0.58	0.53	0.49	0.57	0.52	0.49	0.56	0.52	0.49	0.47

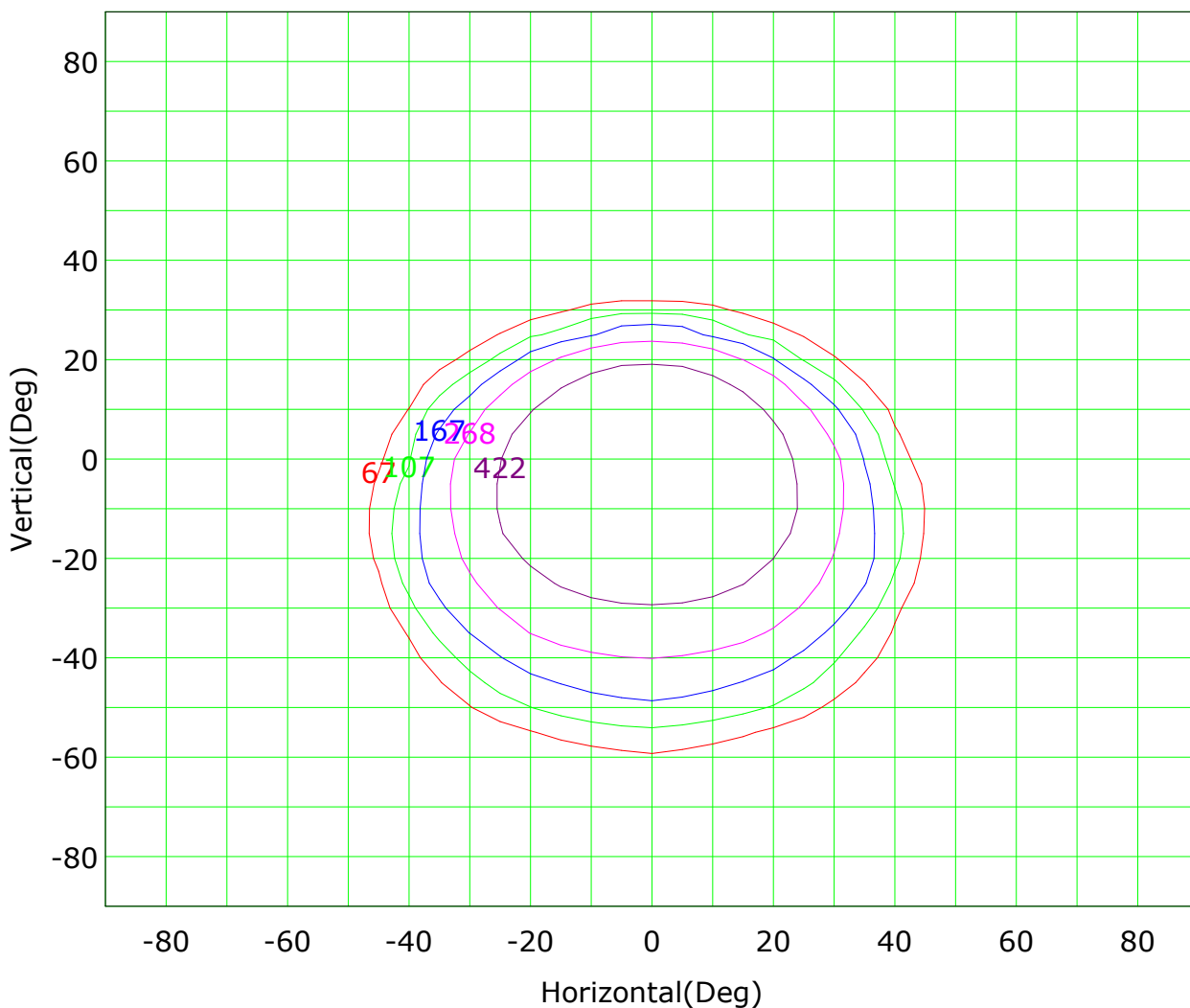
Spacing Criteria (0-180): 0.87
 Spacing Criteria (90-270): 0.83
 Spacing Criteria (Diagonal): 0.83



C Plane (°):0.0-360.0: 30.0
 Test Lab:
 Test Type: TYPE C
 Temperature:
 Operator:

Gamma Plane (°):0.0-180.0:1.0
 Test Device: GPM-1800B
 Distance: 11.655 m [K=1.0000]
 Humidity:
 Inspector:

Isocandela (rectangle)



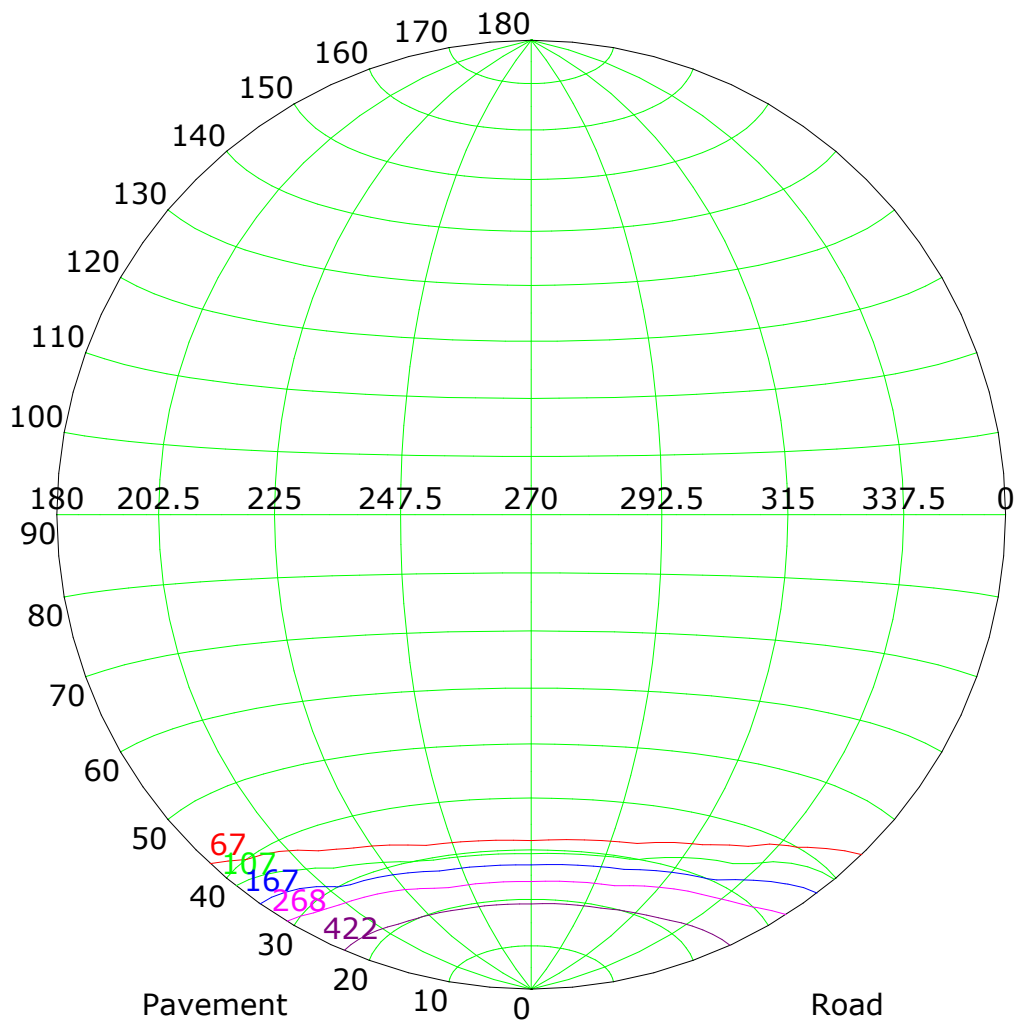
Imax (100%): 670 cd

— (10%):	67 cd	— (16%):	107 cd
— (25%):	167 cd	— (40%):	268 cd
— (63%):	422 cd	— (100%):	670 cd

C Plane (°):0.0-360.0: 30.0
 Test Lab:
 Test Type: TYPE C
 Temperature:
 Operator:

Gamma Plane (°):0.0-180.0:1.0
 Test Device: GPM-1800B
 Distance: 11.655 m [K=1.0000]
 Humidity:
 Inspector:

Isocandela (sphere)



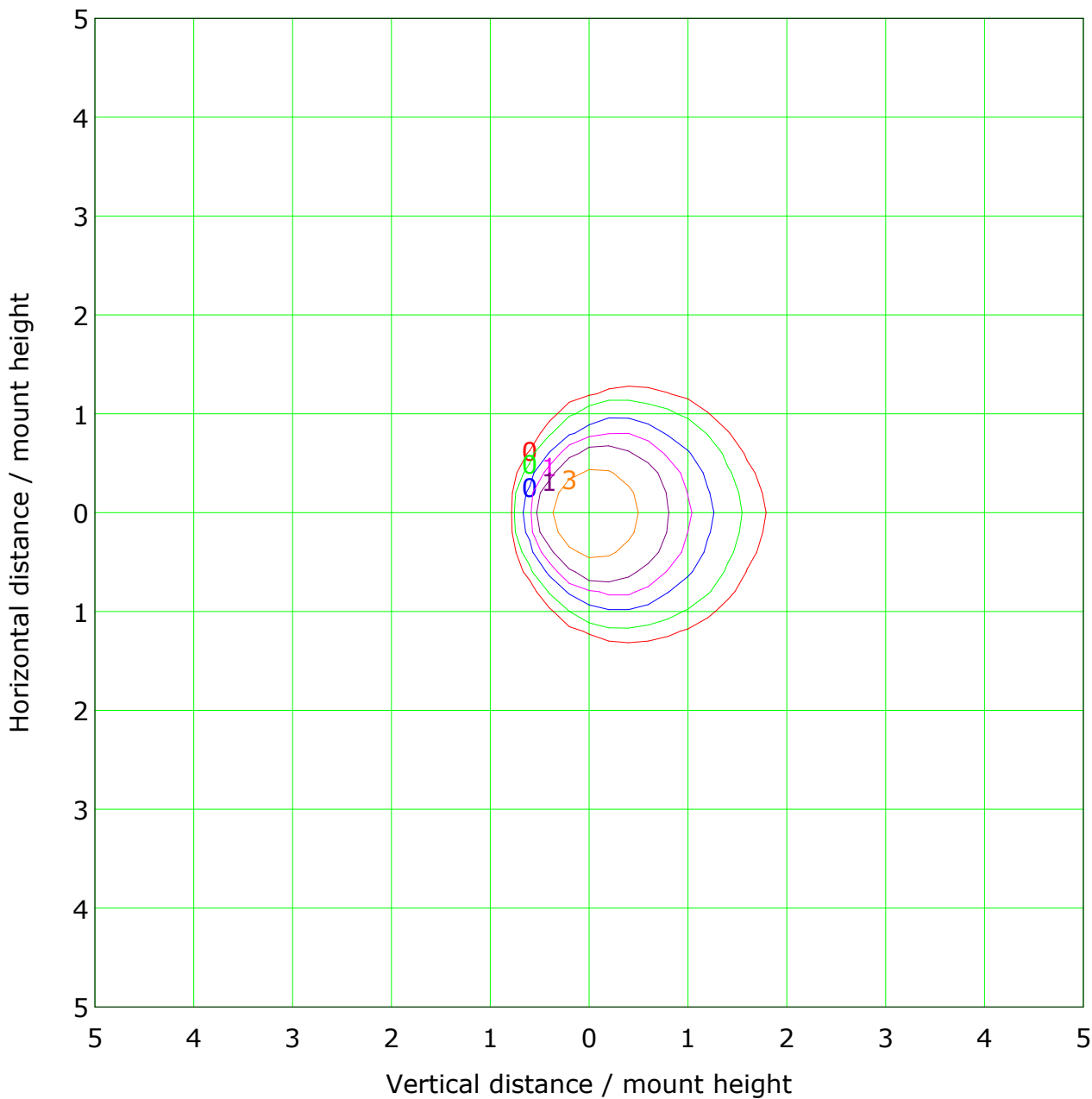
Imax (100%): 670 cd

— (10%):	67 cd	— (16%):	107 cd
— (25%):	167 cd	— (40%):	268 cd
— (63%):	422 cd	— (100%):	670 cd

C Plane (°):0.0-360.0: 30.0
 Test Lab:
 Test Type: TYPE C
 Temperature:
 Operator:

Gamma Plane (°):0.0-180.0:1.0
 Test Device: GPM-1800B
 Distance: 11.655 m [K=1.0000]
 Humidity:
 Inspector:

IsoLux Plot



Mounting Height: 10.0m Max Lux(100%): 6.7 lx

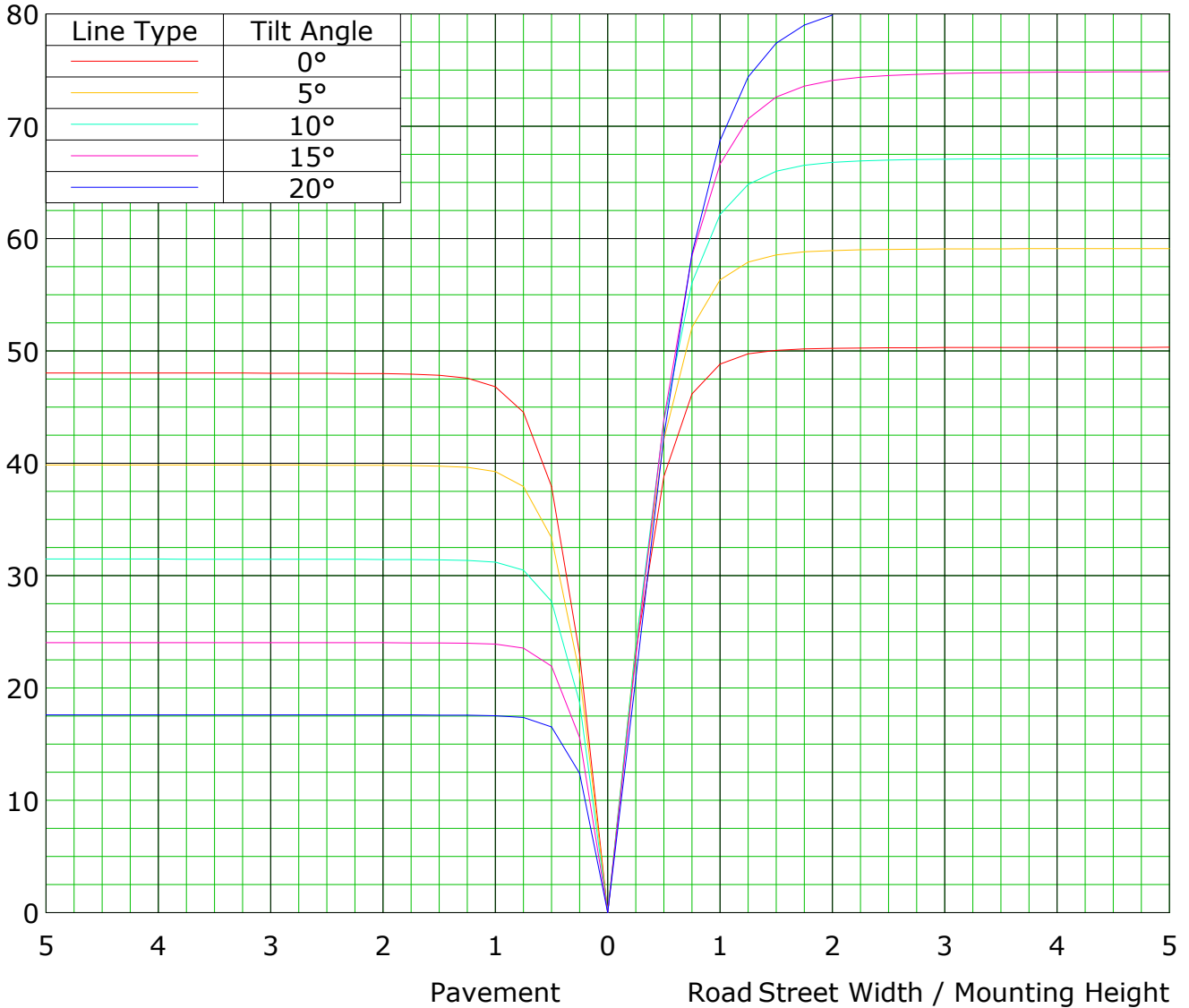
— (1%): 0.1 lx	— (2%): 0.1 lx
— (5%): 0.3 lx	— (10%): 0.7 lx
— (20%): 1.3 lx	— (50%): 3.3 lx
— (100%): 6.7 lx	

C Plane (°):0.0-360.0: 30.0
 Test Lab:
 Test Type: TYPE C
 Temperature:
 Operator:

Gamma Plane (°):0.0-180.0:1.0
 Test Device: GPM-1800B
 Distance: 11.655 m [K=1.0000]
 Humidity:
 Inspector:

Roadway CU Curve

Efficiency(%)



C Plane (°):0.0-360.0: 30.0

Test Lab:

Test Type: TYPE C

Temperature:

Operator:

Gamma Plane (°):0.0-180.0:1.0

Test Device: GPM-1800B

Distance: 11.655 m [K=1.0000]

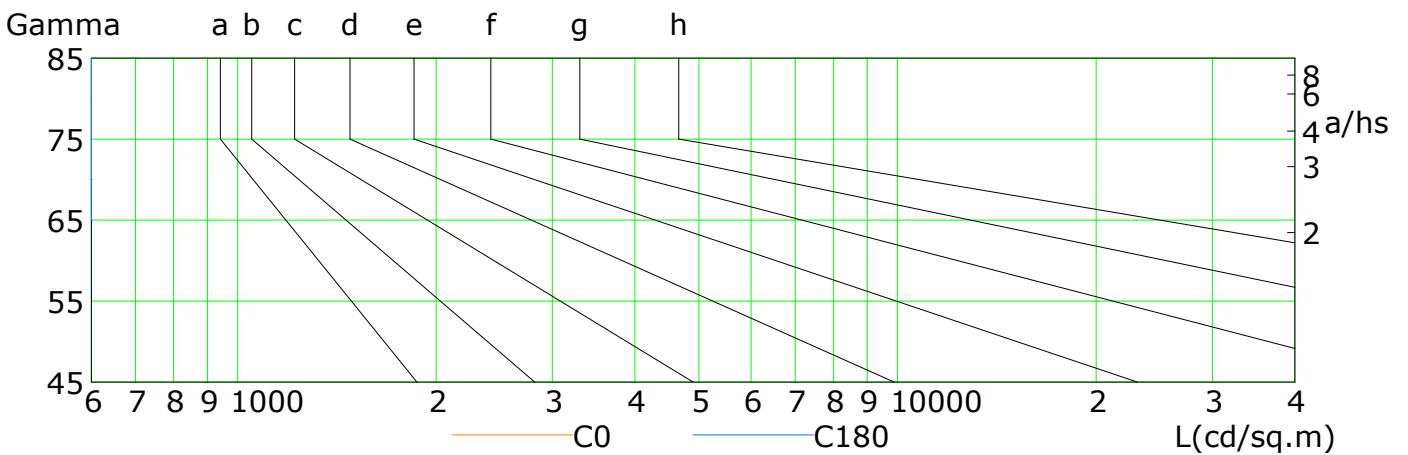
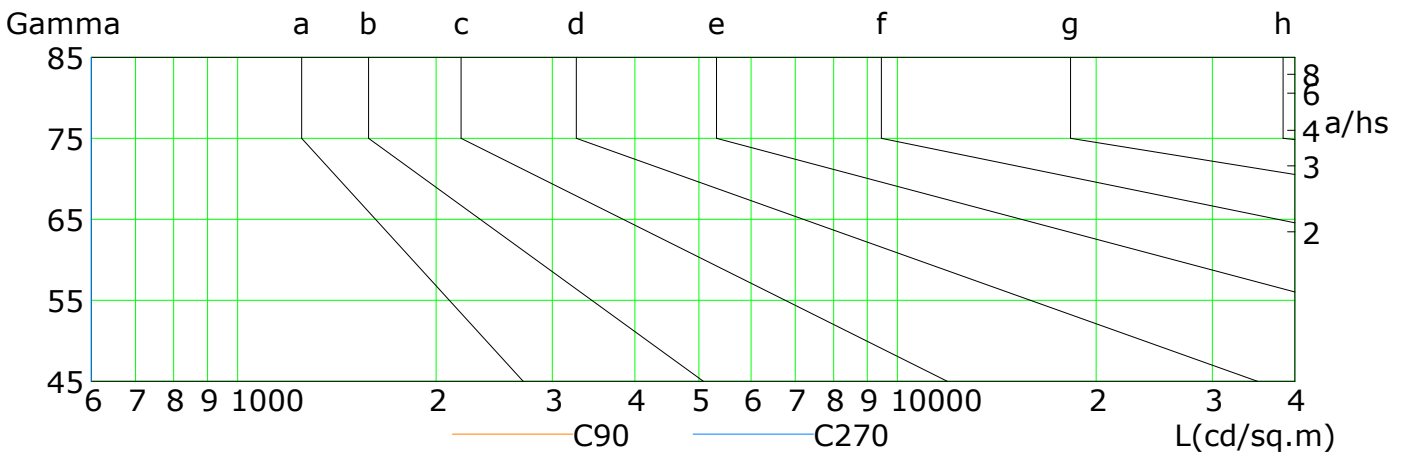
Humidity:

Inspector:

Lum Limit Curve

Dazzle	Quality	Illuminance (lx)							
		2000	1000	500	<=300				
1.15	A	2000	1000	500	<=300				
1.50	B		2000	1000	500	<=300			
1.85	C			2000	1000	500	<=300		
2.20	D				2000	1000	500	<=300	
2.55	E					2000	1000	500	<=300

a b c d e f g h



L(cd/sq.m)	G45	G50	G55	G60	G65	G70	G75	G80	G85
C0	61	30	8	2	1	0	0	0	0
C90	209	152	98	62	34	13	5	2	2
C180	52	23	5	1	0	0	0	0	0
C270	0	0	0	0	0	0	0	0	0

C Plane (°):0.0-360.0: 30.0

Test Lab:

Test Type: TYPE C

Temperature:

Operator:

Gamma Plane (°):0.0-180.0:1.0


Test Device: GPM-1800B

Distance: 11.655 m [K=1.0000]

Humidity:

Inspector:

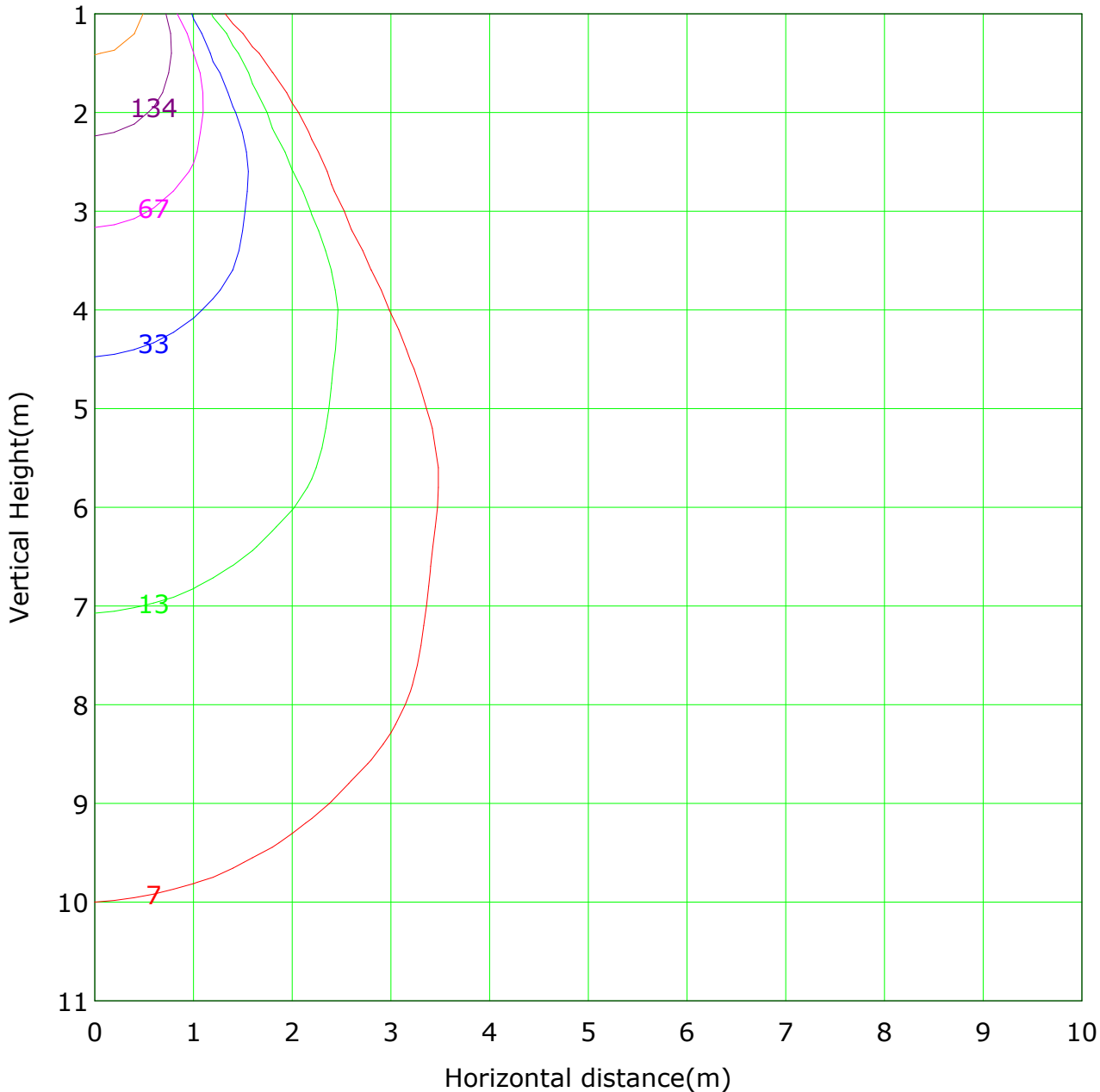
Illuminance at a Distance



C Plane (°):0.0-360.0: 30.0
 Test Lab:
 Test Type: TYPE C
 Temperature:
 Operator:

Gamma Plane (°):0.0-180.0:1.0
 Test Device: GPM-1800B
 Distance: 11.655 m [K=1.0000]
 Humidity:
 Inspector:

Vertical IsoLux Plot



Lowest(m): 1.0m	Highest(m): 11.0m	Max Lux: 669.1 lx
— (1%): 6.7 lx	— (2%): 13.4 lx	
— (5%): 33.5 lx	— (10%): 66.9 lx	
— (20%): 133.8 lx	— (50%): 334.5 lx	
— (100%): 669.1 lx		

C Plane (°):0.0-360.0: 30.0
 Test Lab:
 Test Type: TYPE C
 Temperature:
 Operator:

Gamma Plane (°):0.0-180.0:1.0
 Test Device: GPM-1800B
 Distance: 11.655 m [K=1.0000]
 Humidity:
 Inspector:

Area Flux Table

Unit: lm

		Vertical plane																				
		-90	-80	-70	-60	-50	-40	-30	-20	-10	0	10	20	30	40	50	60	70	80	90	Flux(T)	Flux(E)
Horizontal plane	-90	0.0	0.0	0.0	0.0	0.0	0.0	0.0	0.0	0.0	0.0	0.0	0.0	0.0	0.0	0.0	0.0	0.0	0.0	0.0	0.0	0.0
	-80	0.0	0.0	0.0	0.0	0.0	0.0	0.0	0.0	0.0	0.0	0.0	0.0	0.0	0.0	0.0	0.0	0.0	0.0	0.0	0.0	0.0
	-70	0.0	0.0	0.0	0.0	0.0	0.0	0.0	0.0	0.0	0.0	0.0	0.0	0.0	0.0	0.0	0.0	0.0	0.0	0.0	0.1	0.0
	-60	0.0	0.0	0.0	0.0	0.0	0.0	0.0	0.0	0.1	0.2	0.2	0.2	0.2	0.1	0.0	0.0	0.0	0.0	0.0	1.2	0.0
	-50	0.0	0.0	0.0	0.0	0.0	0.0	0.0	0.1	0.5	1.0	1.4	1.5	1.2	0.8	0.4	0.2	0.1	0.0	0.0	7.2	2.4
	-40	0.0	0.0	0.0	0.0	0.0	0.0	0.0	0.6	1.9	3.6	4.8	4.9	4.2	2.6	1.5	0.6	0.2	0.1	0.0	24.9	21.9
	-30	0.0	0.0	0.0	0.0	0.0	0.0	0.2	1.8	5.5	9.6	11.1	10.5	8.4	5.7	3.2	1.3	0.4	0.1	0.0	57.8	55.4
	-20	0.0	0.0	0.0	0.0	0.0	0.0	0.6	3.9	11.4	15.7	16.4	15.0	12.4	8.6	4.9	2.2	0.7	0.1	0.1	92.1	89.8
	-10	0.0	0.0	0.0	0.0	0.0	0.0	1.1	6.5	15.2	19.0	19.5	17.5	14.2	10.1	6.0	2.9	1.0	0.2	0.1	113.2	111.0
	0	0.0	0.0	0.0	0.0	0.0	0.0	1.1	6.6	15.3	19.1	19.6	17.6	14.3	10.1	6.1	2.9	1.0	0.2	0.1	113.9	111.7
	10	0.0	0.0	0.0	0.0	0.0	0.0	0.6	4.2	11.8	16.0	16.8	15.4	12.6	8.8	5.1	2.3	0.7	0.1	0.1	94.5	92.3
	20	0.0	0.0	0.0	0.0	0.0	0.0	0.3	2.0	6.3	10.4	11.8	11.2	8.8	6.1	3.4	1.5	0.4	0.1	0.0	62.4	60.0
	30	0.0	0.0	0.0	0.0	0.0	0.0	0.1	0.7	2.3	4.4	5.7	5.5	4.7	3.0	1.6	0.7	0.2	0.1	0.0	28.9	26.0
	40	0.0	0.0	0.0	0.0	0.0	0.0	0.0	0.2	0.6	1.1	1.6	1.8	1.4	0.9	0.5	0.2	0.1	0.0	0.0	8.6	4.0
	50	0.0	0.0	0.0	0.0	0.0	0.0	0.0	0.0	0.1	0.2	0.3	0.3	0.3	0.2	0.1	0.1	0.0	0.0	0.0	1.6	0.0
	60	0.0	0.0	0.0	0.0	0.0	0.0	0.0	0.0	0.0	0.0	0.0	0.0	0.0	0.0	0.0	0.0	0.0	0.0	0.0	0.2	0.0
	70	0.0	0.0	0.0	0.0	0.0	0.0	0.0	0.0	0.0	0.0	0.0	0.0	0.0	0.0	0.0	0.0	0.0	0.0	0.0	0.0	0.0
	80	0.0	0.0	0.0	0.0	0.0	0.0	0.0	0.0	0.0	0.0	0.0	0.0	0.0	0.0	0.0	0.0	0.0	0.0	0.0	0.0	0.0
90	0.0	0.0	0.0	0.0	0.0	0.0	0.0	0.0	0.0	0.0	0.0	0.0	0.0	0.0	0.0	0.0	0.0	0.0	0.0	0.0	0.0	
																					607	575

C Plane (°):0.0-360.0: 30.0

Test Lab:

Test Type: TYPE C

Temperature:

Operator:

Gamma Plane (°):0.0-180.0:1.0

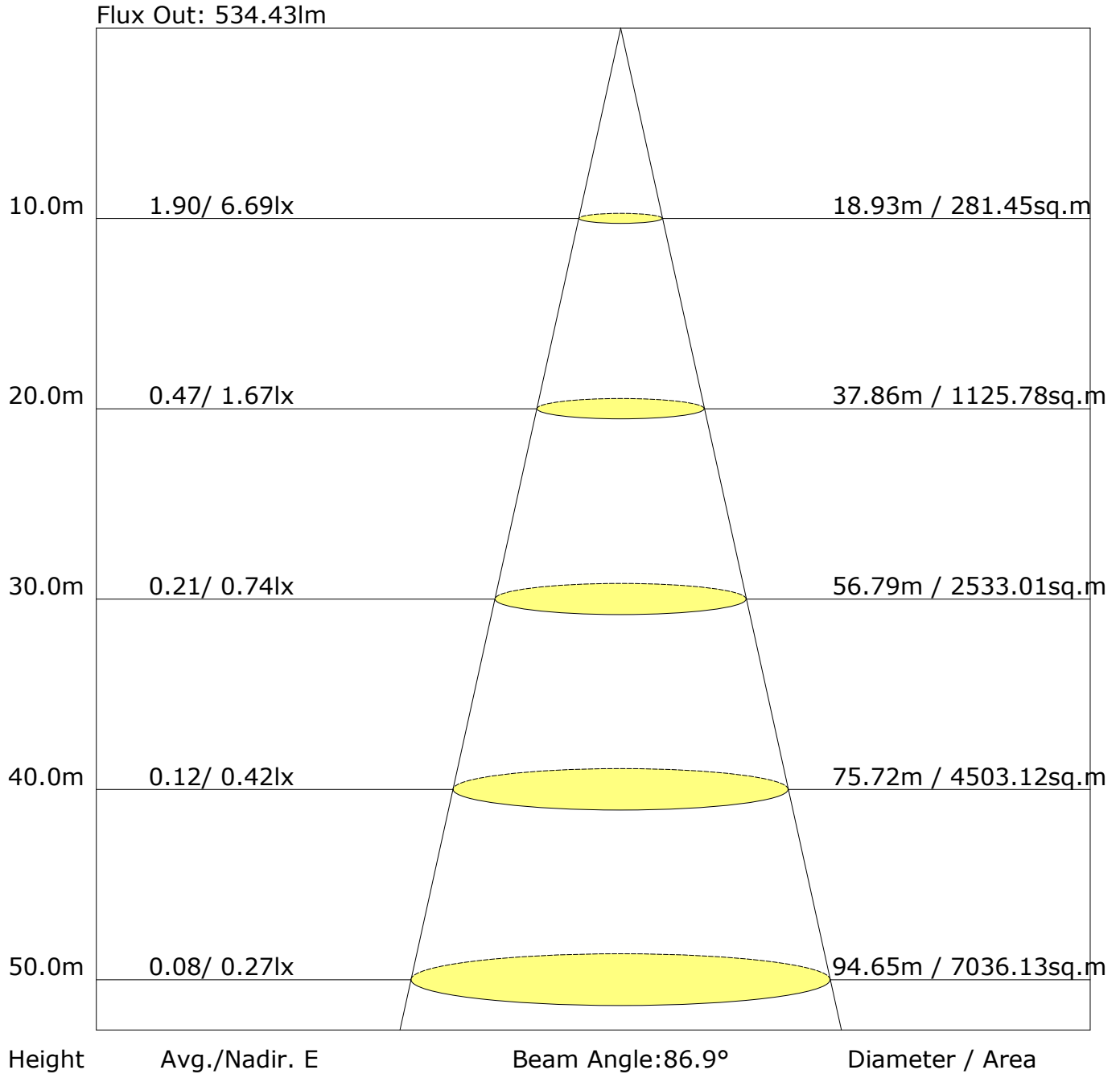
Test Device: GPM-1800B

Distance: 11.655 m [K=1.0000]

Humidity:

Inspector:

The Average Illuminance Effective Figure



C Plane (°):0.0-360.0: 30.0
 Test Lab:
 Test Type: TYPE C
 Temperature:
 Operator:

Gamma Plane (°):0.0-180.0:1.0
 Test Device: GPM-1800B
 Distance: 11.655 m [K=1.0000]
 Humidity:
 Inspector:

UGR Table

Room dimensions	Viewed crosswise					Viewed endwise				
Reflectance:										
Ceiling (cavity)	0.7	0.7	0.5	0.5	0.3	0.7	0.7	0.5	0.5	0.3
Wall	0.5	0.3	0.5	0.3	0.3	0.5	0.3	0.5	0.3	0.3
Reference plane	0.2	0.2	0.2	0.2	0.2	0.2	0.2	0.2	0.2	0.2
X=2H Y=2H	1.\$	1.\$	1.\$	1.\$	1.\$	1.\$	1.\$	1.\$	1.\$	1.\$
3H	1.\$	1.\$	1.\$	1.\$	1.\$	1.\$	1.\$	1.\$	1.\$	1.\$
4H	-1.\$	-1.\$	-1.\$	-1.\$	-1.\$	1.\$	1.\$	1.\$	1.\$	1.\$
6H	-1.\$	-1.\$	-1.\$	-1.\$	-1.\$	1.\$	1.\$	1.\$	1.\$	1.\$
8H	-1.\$	-1.\$	-1.\$	-1.\$	-1.\$	1.\$	1.\$	1.\$	1.\$	1.\$
12H	-1.\$	-1.\$	-1.\$	-1.\$	-1.\$	1.\$	1.\$	1.\$	1.\$	1.\$
X=4H Y=2H	-1.\$	-1.\$	-1.\$	-1.\$	-1.\$	1.\$	1.\$	1.\$	1.\$	1.\$
3H	-1.\$	-1.\$	-1.\$	-1.\$	-1.\$	1.\$	1.\$	1.\$	1.\$	1.\$
4H	-1.\$	-1.\$	-1.\$	-1.\$	-1.\$	1.\$	1.\$	1.\$	1.\$	1.\$
6H	-1.\$	-1.\$	-1.\$	-1.\$	-1.\$	1.\$	1.\$	1.\$	1.\$	1.\$
8H	-1.\$	-1.\$	-1.\$	-1.\$	-1.\$	1.\$	1.\$	1.\$	1.\$	1.\$
12H	-1.\$	-1.\$	-1.\$	-1.\$	-1.\$	1.\$	1.\$	1.\$	1.\$	1.\$
X=8H Y=4H	-1.\$	-1.\$	-1.\$	-1.\$	-1.\$	1.\$	1.\$	1.\$	1.\$	1.\$
6H	-1.\$	-1.\$	-1.\$	-1.\$	-1.\$	1.\$	1.\$	1.\$	1.\$	1.\$
8H	-1.\$	-1.\$	-1.\$	-1.\$	-1.\$	1.\$	1.\$	1.\$	1.\$	1.\$
12H	-1.\$	-1.\$	-1.\$	-1.\$	-1.\$	1.\$	1.\$	1.\$	1.\$	1.\$
X=12H Y=4H	-1.\$	-1.\$	-1.\$	-1.\$	-1.\$	1.\$	1.\$	1.\$	1.\$	1.\$
6H	-1.\$	-1.\$	-1.\$	-1.\$	-1.\$	1.\$	1.\$	1.\$	1.\$	1.\$
8H	-1.\$	-1.\$	-1.\$	-1.\$	-1.\$	1.\$	1.\$	1.\$	1.\$	1.\$

Calculate in accordance with CIE 190:2010 The table is revised with 608lm ($8\log(F/F_0) = -1.7$).

C Plane (°):0.0-360.0: 30.0
 Test Lab:
 Test Type: TYPE C
 Temperature:
 Operator:

Gamma Plane (°):0.0-180.0:1.0
 Test Device: GPM-1800B
 Distance: 11.655 m [K=1.0000]
 Humidity:
 Inspector:

FLUX DISTRIBUTION TABLE BASED ON THE IESNA LUMINAIRE CLASSIFICATION SYSTEM

	ZONE	LUMENS	% LAMP LUMENS
	FORWARD LIGHT	310	51.1
	FL (0°-30°)	197	32.5
	FM (30°-60°)	108	17.7
	FH (60°-80°)	5	0.8
	FVH (80°-90°)	0	0.0
	BACK LIGHT	297	48.8
	BL (0°-30°)	193	31.7
	BM (30°-60°)	99	16.3
	BH (60°-80°)	4	0.7
	BVH (80°-90°)	0	0.0
	UP LIGHT	1	0.1
	UL (90°-100°)	0	0.0
	UH (100°-180°)	1	0.1
	TRAPPED LIGHT	NA	NA

BUG(Backlight,Uplight,Glare) Rating Base On TM-15-07	
Asymmetrical Luminaire Types (Type I,II,III,IV)	B1 U1 G0
Quadrilateral Symmetrical Luminaire Types (Type V,Area Light)	B1 U1 G0

C Plane (°):0.0-360.0: 30.0

Test Lab:

Test Type: TYPE C

Temperature:

Operator:

Gamma Plane (°):0.0-180.0:1.0

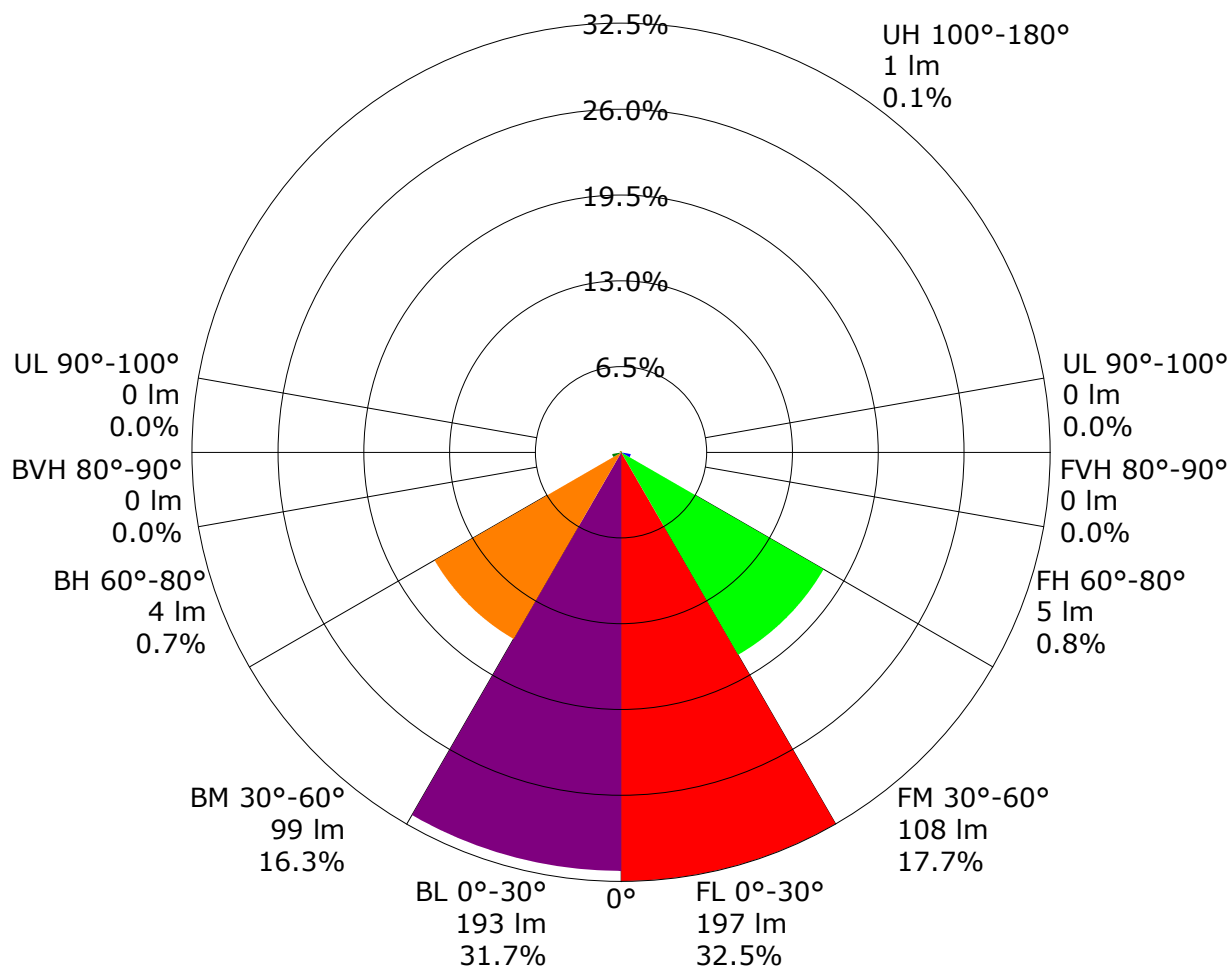
Test Device: GPM-1800B

Distance: 11.655 m [K=1.0000]

Humidity:

Inspector:

LCS Graph



Back Light

Forward Light

Scale= MAX LCS%

Trapped Light:NA,NA

Utilisation Factor Table(Floor cavity)

Utilisation Factors UF(F)			SHR NOM = 0.75									
Room Reflectance			Room Index(RI)									
Ceiling	Wall	Floor	0.75	1.00	1.25	1.50	2.00	2.50	3.00	4.00	5.00	
0.70	0.50	0.20	0.79	0.87	0.92	0.96	1.00	1.04	1.06	1.08	1.10	
	0.30		0.73	0.82	0.87	0.91	0.97	1.00	1.03	1.06	1.08	
	0.20		0.69	0.78	0.83	0.88	0.93	0.97	1.00	1.04	1.06	
0.50	0.50	0.20	0.77	0.85	0.90	0.93	0.98	1.00	1.02	1.05	1.06	
	0.30		0.72	0.80	0.86	0.89	0.94	0.97	1.00	1.03	1.04	
	0.20		0.69	0.77	0.82	0.86	0.92	0.95	0.97	1.01	1.03	
0.30	0.50	0.20	0.76	0.83	0.88	0.91	0.95	0.97	0.99	1.01	1.02	
	0.30		0.72	0.79	0.84	0.88	0.92	0.95	0.97	0.99	1.01	
	0.20		0.69	0.76	0.81	0.85	0.90	0.93	0.95	0.98	1.00	
0.00	0.00	0.00	0.67	0.74	0.79	0.82	0.87	0.89	0.91	0.94	0.95	
<p>Rating:9W Photometrically tested without ceiling board. Multiply UF values by service correction factors Calculate in accordance with CIBSE Technical Memorandum NO.5 1980</p>												

C Plane (°):0.0-360.0: 30.0
 Test Lab:
 Test Type: TYPE C
 Temperature:
 Operator:

Gamma Plane (°):0.0-180.0:1.0
 Test Device: GPM-1800B
 Distance: 11.655 m [K=1.0000]
 Humidity:
 Inspector:

Utilisation Factor Table(Wall)

Utilisation Factors UF(W)			SHR NOM = 0.75									
Room Reflectance			Room Index(RI)									
Ceiling	Wall	Floor	0.75	1.00	1.25	1.50	2.00	2.50	3.00	4.00	5.00	
0.70	0.50	0.20	0.68	0.54	0.45	0.39	0.30	0.25	0.21	0.16	0.13	
	0.30		0.57	0.47	0.40	0.34	0.27	0.23	0.20	0.15	0.13	
	0.20		0.49	0.41	0.35	0.31	0.25	0.21	0.18	0.14	0.12	
0.50	0.50	0.20	0.65	0.52	0.43	0.37	0.28	0.27	0.20	0.15	0.12	
	0.30		0.55	0.45	0.38	0.33	0.26	0.21	0.18	0.14	0.12	
	0.20		0.48	0.40	0.34	0.30	0.24	0.20	0.17	0.13	0.11	
0.30	0.50	0.20	0.63	0.49	0.41	0.34	0.27	0.22	0.18	0.14	0.11	
	0.30		0.54	0.43	0.36	0.31	0.25	0.20	0.17	0.13	0.11	
	0.20		0.47	0.39	0.33	0.29	0.23	0.19	0.16	0.13	0.10	
0.00	0.00	0.00	0.34	0.27	0.22	0.19	0.14	0.11	0.10	0.07	0.06	
<p>Rating:9W Photometrically tested without ceiling board. Multiply UF values by service correction factors Calculate in accordance with CIBSE Technical Memorandum NO.5 1980</p>												

C Plane (°):0.0-360.0: 30.0
 Test Lab:
 Test Type: TYPE C
 Temperature:
 Operator:

Gamma Plane (°):0.0-180.0:1.0
 Test Device: GPM-1800B
 Distance: 11.655 m [K=1.0000]
 Humidity:
 Inspector:

Utilisation Factor Table(Ceiling cavity)

Utilisation Factors UF(C)			SHR NOM = 0.75								
Room Reflectance			Room Index(RI)								
Ceiling	Wall	Floor	0.75	1.00	1.25	1.50	2.00	2.50	3.00	4.00	5.00
0.70	0.50	0.20	0.14	0.15	0.16	0.17	0.18	0.19	0.20	0.21	0.21
	0.30		0.09	0.11	0.12	0.14	0.15	0.17	0.18	0.19	0.20
	0.20		0.06	0.08	0.09	0.11	0.13	0.14	0.16	0.17	0.18
0.50	0.50	0.20	0.13	0.15	0.16	0.17	0.18	0.18	0.19	0.20	0.20
	0.30		0.09	0.11	0.12	0.13	0.15	0.16	0.17	0.18	0.19
	0.20		0.06	0.08	0.09	0.11	0.13	0.14	0.15	0.17	0.18
0.30	0.50	0.20	0.13	0.14	0.15	0.16	0.17	0.18	0.18	0.19	0.19
	0.30		0.09	0.11	0.12	0.13	0.14	0.16	0.16	0.18	0.18
	0.20		0.06	0.08	0.09	0.10	0.12	0.14	0.15	0.16	0.17
0.00	0.00	0.00	0.00	0.00	0.00	0.00	0.00	0.00	0.00	0.00	0.00

Rating:9W Photometrically tested without ceiling board.
 Multiply UF values by service correction factors
 Calculate in accordance with CIBSE Technical Memorandum NO.5 1980

C Plane (°):0.0-360.0: 30.0
 Test Lab:
 Test Type: TYPE C
 Temperature:
 Operator:

Gamma Plane (°):0.0-180.0:1.0
 Test Device: GPM-1800B
 Distance: 11.655 m [K=1.0000]
 Humidity:
 Inspector:

Zonal Lumen

Gamma [°]	I _{mean} [cd]	Zonal Flux [lm]	Sum Zonal Flux [lm]	Rel Zonal Flux [%]	Sum Rel Zonal Flux [%]
0.0-1.0	667.7	0.6	0.6	0.11	0.11
1.0-2.0	666.4	1.9	2.6	0.31	0.42
2.0-3.0	663.6	3.2	5.7	0.52	0.94
3.0-4.0	660.1	4.4	10.1	0.73	1.67
4.0-5.0	655.7	5.6	15.8	0.93	2.60
5.0-6.0	650.9	6.8	22.6	1.13	3.72
6.0-7.0	646.0	8.0	30.6	1.32	5.04
7.0-8.0	640.0	9.2	39.8	1.51	6.55
8.0-9.0	633.0	10.3	50.1	1.69	8.24
9.0-10.0	625.5	11.3	61.4	1.86	10.10
10.0-11.0	617.6	12.3	73.7	2.03	12.13
11.0-12.0	608.9	13.3	87.0	2.19	14.32
12.0-13.0	599.2	14.2	101.3	2.34	16.66
13.0-14.0	588.0	15.1	116.3	2.48	19.14
14.0-15.0	575.0	15.8	132.1	2.60	21.74
15.0-16.0	559.8	16.4	148.5	2.70	24.44
16.0-17.0	542.9	16.9	165.4	2.78	27.22
17.0-18.0	525.5	17.3	182.7	2.85	30.07
18.0-19.0	507.7	17.7	200.4	2.91	32.98
19.0-20.0	489.9	17.9	218.3	2.95	35.93
20.0-21.0	472.7	18.2	236.5	2.99	38.92
21.0-22.0	456.3	18.3	254.8	3.02	41.94
22.0-23.0	438.5	18.4	273.2	3.03	44.97
23.0-24.0	416.9	18.2	291.5	3.00	47.97
24.0-25.0	392.8	17.9	309.3	2.94	50.91
25.0-26.0	368.3	17.4	326.7	2.86	53.77
26.0-27.0	342.7	16.8	343.5	2.76	56.53
27.0-28.0	317.5	16.1	359.6	2.65	59.17
28.0-29.0	296.2	15.5	375.1	2.55	61.72
29.0-30.0	277.9	15.0	390.1	2.47	64.19
30.0-31.0	260.8	14.5	404.6	2.39	66.58
31.0-32.0	243.7	14.0	418.5	2.30	68.88
32.0-33.0	227.1	13.4	431.9	2.20	71.08
33.0-34.0	211.0	12.8	444.7	2.10	73.18
34.0-35.0	194.8	12.1	456.8	1.99	75.17
35.0-36.0	179.4	11.4	468.2	1.88	77.05

C Plane (°):0.0-360.0: 30.0
 Test Lab:
 Test Type: TYPE C
 Temperature:
 Operator:

Gamma Plane (°):0.0-180.0:1.0
 Test Device: GPM-1800B
 Distance: 11.655 m [K=1.0000]
 Humidity:
 Inspector:

Zonal Lumen (Continue 1)

Gamma [°]	I _{mean} [cd]	Zonal Flux [lm]	Sum Zonal Flux [lm]	Rel Zonal Flux [%]	Sum Rel Zonal Flux [%]
36.0-37.0	164.8	10.8	479.0	1.77	78.82
37.0-38.0	151.2	10.1	489.1	1.66	80.48
38.0-39.0	139.2	9.5	498.6	1.56	82.05
39.0-40.0	128.7	9.0	507.5	1.48	83.52
40.0-41.0	118.6	8.4	516.0	1.39	84.91
41.0-42.0	109.3	7.9	523.9	1.31	86.22
42.0-43.0	101.0	7.5	531.4	1.23	87.45
43.0-44.0	92.7	7.0	538.4	1.15	88.60
44.0-45.0	84.4	6.5	544.9	1.07	89.67
45.0-46.0	76.8	6.0	550.9	0.99	90.66
46.0-47.0	69.9	5.6	556.5	0.91	91.57
47.0-48.0	63.3	5.1	561.6	0.84	92.42
48.0-49.0	57.3	4.7	566.3	0.77	93.19
49.0-50.0	52.0	4.3	570.6	0.71	93.90
50.0-51.0	47.2	4.0	574.6	0.66	94.56
51.0-52.0	42.9	3.7	578.3	0.61	95.17
52.0-53.0	38.7	3.4	581.7	0.55	95.72
53.0-54.0	34.6	3.1	584.7	0.50	96.22
54.0-55.0	30.6	2.7	587.4	0.45	96.67
55.0-56.0	27.0	2.4	589.9	0.40	97.07
56.0-57.0	23.6	2.2	592.0	0.36	97.43
57.0-58.0	20.5	1.9	593.9	0.31	97.74
58.0-59.0	18.1	1.7	595.6	0.28	98.02
59.0-60.0	15.8	1.5	597.1	0.25	98.27
60.0-61.0	13.8	1.3	598.4	0.22	98.48
61.0-62.0	12.1	1.2	599.6	0.19	98.67
62.0-63.0	10.6	1.0	600.6	0.17	98.84
63.0-64.0	9.2	0.9	601.5	0.15	98.99
64.0-65.0	7.9	0.8	602.3	0.13	99.12
65.0-66.0	6.5	0.7	603.0	0.11	99.23
66.0-67.0	5.4	0.5	603.5	0.09	99.32
67.0-68.0	4.5	0.5	604.0	0.08	99.39
68.0-69.0	3.9	0.4	604.4	0.06	99.46
69.0-70.0	3.3	0.3	604.7	0.06	99.51
70.0-71.0	2.8	0.3	605.0	0.05	99.56
71.0-72.0	2.4	0.2	605.2	0.04	99.60

C Plane (°):0.0-360.0: 30.0
 Test Lab:
 Test Type: TYPE C
 Temperature:
 Operator:

Gamma Plane (°):0.0-180.0:1.0
 Test Device: GPM-1800B
 Distance: 11.655 m [K=1.0000]
 Humidity:
 Inspector:

Zonal Lumen (Continue 2)

Gamma [°]	I _{mean} [cd]	Zonal Flux [lm]	Sum Zonal Flux [lm]	Rel Zonal Flux [%]	Sum Rel Zonal Flux [%]
72.0-73.0	2.0	0.2	605.5	0.03	99.64
73.0-74.0	1.7	0.2	605.6	0.03	99.66
74.0-75.0	1.4	0.2	605.8	0.02	99.69
75.0-76.0	1.2	0.1	605.9	0.02	99.71
76.0-77.0	1.0	0.1	606.0	0.02	99.73
77.0-78.0	0.9	0.1	606.1	0.02	99.75
78.0-79.0	0.9	0.1	606.2	0.02	99.76
79.0-80.0	0.8	0.1	606.3	0.01	99.77
80.0-81.0	0.7	0.1	606.4	0.01	99.79
81.0-82.0	0.6	0.1	606.4	0.01	99.80
82.0-83.0	0.6	0.1	606.5	0.01	99.81
83.0-84.0	0.5	0.1	606.6	0.01	99.82
84.0-85.0	0.4	0.0	606.6	0.01	99.82
85.0-86.0	0.4	0.0	606.6	0.01	99.83
86.0-87.0	0.4	0.0	606.7	0.01	99.84
87.0-88.0	0.4	0.0	606.7	0.01	99.85
88.0-89.0	0.4	0.0	606.8	0.01	99.85
89.0-90.0	0.3	0.0	606.8	0.01	99.86
90.0-91.0	0.3	0.0	606.8	0.00	99.86
91.0-92.0	0.2	0.0	606.9	0.00	99.87
92.0-93.0	0.1	0.0	606.9	0.00	99.87
93.0-94.0	0.1	0.0	606.9	0.00	99.87
94.0-95.0	0.1	0.0	606.9	0.00	99.87
95.0-96.0	0.1	0.0	606.9	0.00	99.87
96.0-97.0	0.1	0.0	606.9	0.00	99.88
97.0-98.0	0.0	0.0	606.9	0.00	99.88
98.0-99.0	0.0	0.0	606.9	0.00	99.88
99.0-100.0	0.0	0.0	606.9	0.00	99.88
100.0-101.0	0.0	0.0	606.9	0.00	99.88
101.0-102.0	0.0	0.0	606.9	0.00	99.88
102.0-103.0	0.0	0.0	606.9	0.00	99.88
103.0-104.0	0.0	0.0	606.9	0.00	99.88
104.0-105.0	0.0	0.0	606.9	0.00	99.88
105.0-106.0	0.0	0.0	606.9	0.00	99.88
106.0-107.0	0.0	0.0	606.9	0.00	99.88
107.0-108.0	0.0	0.0	606.9	0.00	99.88

C Plane (°):0.0-360.0: 30.0
 Test Lab:
 Test Type: TYPE C
 Temperature:
 Operator:

Gamma Plane (°):0.0-180.0:1.0
 Test Device: GPM-1800B
 Distance: 11.655 m [K=1.0000]
 Humidity:
 Inspector:

Zonal Lumen (Continue 3)

Gamma [°]	I _{mean} [cd]	Zonal Flux [lm]	Sum Zonal Flux [lm]	Rel Zonal Flux [%]	Sum Rel Zonal Flux [%]
108.0-109.0	0.0	0.0	606.9	0.00	99.88
109.0-110.0	0.0	0.0	606.9	0.00	99.88
110.0-111.0	0.0	0.0	606.9	0.00	99.88
111.0-112.0	0.0	0.0	606.9	0.00	99.88
112.0-113.0	0.0	0.0	606.9	0.00	99.88
113.0-114.0	0.0	0.0	606.9	0.00	99.88
114.0-115.0	0.0	0.0	606.9	0.00	99.88
115.0-116.0	0.0	0.0	606.9	0.00	99.88
116.0-117.0	0.0	0.0	606.9	0.00	99.88
117.0-118.0	0.0	0.0	606.9	0.00	99.88
118.0-119.0	0.0	0.0	606.9	0.00	99.88
119.0-120.0	0.0	0.0	606.9	0.00	99.88
120.0-121.0	0.0	0.0	606.9	0.00	99.88
121.0-122.0	0.0	0.0	606.9	0.00	99.88
122.0-123.0	0.0	0.0	606.9	0.00	99.88
123.0-124.0	0.0	0.0	606.9	0.00	99.88
124.0-125.0	0.0	0.0	606.9	0.00	99.88
125.0-126.0	0.0	0.0	606.9	0.00	99.88
126.0-127.0	0.0	0.0	606.9	0.00	99.88
127.0-128.0	0.0	0.0	606.9	0.00	99.88
128.0-129.0	0.0	0.0	606.9	0.00	99.88
129.0-130.0	0.0	0.0	606.9	0.00	99.88
130.0-131.0	0.0	0.0	606.9	0.00	99.88
131.0-132.0	0.0	0.0	606.9	0.00	99.88
132.0-133.0	0.0	0.0	606.9	0.00	99.88
133.0-134.0	0.0	0.0	606.9	0.00	99.88
134.0-135.0	0.0	0.0	606.9	0.00	99.88
135.0-136.0	0.0	0.0	606.9	0.00	99.88
136.0-137.0	0.0	0.0	606.9	0.00	99.88
137.0-138.0	0.0	0.0	606.9	0.00	99.88
138.0-139.0	0.0	0.0	606.9	0.00	99.88
139.0-140.0	0.0	0.0	606.9	0.00	99.88
140.0-141.0	0.0	0.0	606.9	0.00	99.88
141.0-142.0	0.0	0.0	606.9	0.00	99.88
142.0-143.0	0.0	0.0	606.9	0.00	99.88
143.0-144.0	0.0	0.0	606.9	0.00	99.88

C Plane (°):0.0-360.0: 30.0
 Test Lab:
 Test Type: TYPE C
 Temperature:
 Operator:

Gamma Plane (°):0.0-180.0:1.0
 Test Device: GPM-1800B
 Distance: 11.655 m [K=1.0000]
 Humidity:
 Inspector:

Zonal Lumen (Continue 4)

Gamma [°]	I _{mean} [cd]	Zonal Flux [lm]	Sum Zonal Flux [lm]	Rel Zonal Flux [%]	Sum Rel Zonal Flux [%]
144.0-145.0	0.0	0.0	606.9	0.00	99.88
145.0-146.0	0.1	0.0	606.9	0.00	99.88
146.0-147.0	0.1	0.0	606.9	0.00	99.88
147.0-148.0	0.1	0.0	606.9	0.00	99.88
148.0-149.0	0.2	0.0	607.0	0.00	99.88
149.0-150.0	0.3	0.0	607.0	0.00	99.89
150.0-151.0	0.4	0.0	607.0	0.00	99.89
151.0-152.0	0.3	0.0	607.0	0.00	99.89
152.0-153.0	0.4	0.0	607.0	0.00	99.89
153.0-154.0	0.5	0.0	607.1	0.00	99.90
154.0-155.0	0.5	0.0	607.1	0.00	99.90
155.0-156.0	0.5	0.0	607.1	0.00	99.91
156.0-157.0	0.6	0.0	607.1	0.00	99.91
157.0-158.0	0.6	0.0	607.1	0.00	99.91
158.0-159.0	0.6	0.0	607.2	0.00	99.92
159.0-160.0	0.7	0.0	607.2	0.00	99.92
160.0-161.0	0.7	0.0	607.2	0.00	99.93
161.0-162.0	0.8	0.0	607.3	0.00	99.93
162.0-163.0	0.9	0.0	607.3	0.00	99.94
163.0-164.0	1.0	0.0	607.3	0.01	99.94
164.0-165.0	1.2	0.0	607.3	0.01	99.95
165.0-166.0	1.3	0.0	607.4	0.01	99.95
166.0-167.0	1.4	0.0	607.4	0.01	99.96
167.0-168.0	1.4	0.0	607.5	0.01	99.96
168.0-169.0	1.5	0.0	607.5	0.01	99.97
169.0-170.0	1.5	0.0	607.5	0.00	99.97
170.0-171.0	1.5	0.0	607.5	0.00	99.98
171.0-172.0	1.6	0.0	607.6	0.00	99.98
172.0-173.0	1.6	0.0	607.6	0.00	99.99
173.0-174.0	1.7	0.0	607.6	0.00	99.99
174.0-175.0	1.7	0.0	607.6	0.00	99.99
175.0-176.0	1.7	0.0	607.6	0.00	100.00
176.0-177.0	1.7	0.0	607.7	0.00	100.00
177.0-178.0	1.7	0.0	607.7	0.00	100.00
178.0-179.0	1.7	0.0	607.7	0.00	100.00
179.0-180.0	1.7	0.0	607.7	0.00	100.00

C Plane (°):0.0-360.0: 30.0
 Test Lab:
 Test Type: TYPE C
 Temperature:
 Operator:

Gamma Plane (°):0.0-180.0:1.0
 Test Device: GPM-1800B
 Distance: 11.655 m [K=1.0000]
 Humidity:
 Inspector:

Zonal Lumen (Continue 5)

cone flux(90°): 544.90 lm

%lum = 89.7%

%lamp = 89.7%

cone flux(120°): 597.13 lm

%lum = 98.3%

%lamp = 98.3%

C Plane (°):0.0-360.0: 30.0

Test Lab:

Test Type: TYPE C

Temperature:

Operator:

Gamma Plane (°):0.0-180.0:1.0

Test Device: GPM-1800B

Distance: 11.655 m [K=1.0000]

Humidity:

Inspector:

Candlepower Table

Unit: cd

G\C	C0.0	C30.0	C60.0	C90.0	C120.0	C150.0	C180.0	C210.0	C240.0	C270.0
G0.0	669.1	668.8	668.6	668.1	667.0	664.7	669.1	668.8	668.6	668.1
G1.0	667.5	669.0	669.7	669.4	669.0	668.1	669.1	667.5	666.4	665.4
G2.0	665.0	666.3	669.2	669.4	667.4	666.0	668.1	664.1	664.2	661.8
G3.0	662.2	665.2	666.8	669.3	666.3	661.9	662.2	659.8	658.1	659.1
G4.0	658.7	662.0	664.2	666.2	665.5	659.8	658.3	654.3	652.9	652.5
G5.0	654.5	657.8	660.5	661.5	660.2	655.6	651.7	649.0	646.9	646.2
G6.0	650.2	654.2	658.9	660.1	656.4	651.7	648.6	643.0	640.0	641.6
G7.0	645.7	649.7	654.3	655.8	652.3	646.6	642.3	635.8	634.3	633.1
G8.0	638.8	644.1	650.2	651.2	647.0	639.0	636.1	628.5	626.9	625.9
G9.0	631.9	638.2	644.7	644.8	640.4	632.0	624.9	620.5	617.1	617.5
G10.0	623.4	630.7	637.5	639.0	633.3	625.2	616.1	612.3	610.9	609.8
G11.0	617.3	622.8	629.7	631.0	625.0	616.5	607.0	604.0	601.2	600.9
G12.0	607.1	614.3	621.7	622.1	617.2	606.2	597.1	595.1	591.7	593.5
G13.0	597.7	606.1	611.8	613.6	608.5	597.8	585.8	584.2	578.7	578.5
G14.0	588.6	597.5	605.0	603.9	599.3	588.4	575.2	571.0	559.0	559.2
G15.0	577.7	588.7	593.7	593.6	588.7	577.2	565.6	556.6	538.0	535.3
G16.0	565.3	578.5	582.0	581.1	577.8	565.0	553.8	538.0	510.5	505.6
G17.0	555.0	568.1	572.0	569.6	567.2	554.5	541.2	515.1	481.1	478.8
G18.0	544.3	558.2	560.3	558.8	556.4	542.2	527.0	488.5	453.9	449.1
G19.0	532.2	546.4	550.6	548.1	543.8	532.1	511.0	460.6	428.7	422.4
G20.0	518.3	535.7	539.2	535.8	533.2	521.3	493.7	433.0	404.4	395.6
G21.0	502.7	524.2	528.9	526.1	522.8	508.8	475.3	408.8	382.3	375.4
G22.0	485.3	513.7	517.8	515.0	510.2	499.3	454.0	386.3	362.6	355.0
G23.0	465.6	502.4	506.1	504.4	499.6	488.3	427.9	367.5	329.4	323.3
G24.0	439.7	490.7	494.1	492.9	487.2	476.1	405.0	350.2	287.2	269.7
G25.0	417.6	478.1	482.2	480.2	476.9	460.9	382.5	335.1	229.8	223.1
G26.0	396.0	465.8	470.7	467.8	465.2	445.4	361.3	299.8	187.5	180.3
G27.0	374.5	451.9	457.0	453.5	453.6	428.4	342.5	260.9	144.9	132.9
G28.0	355.2	435.2	443.4	440.0	439.6	408.8	325.7	214.5	117.3	107.2
G29.0	338.2	416.4	431.4	427.6	427.0	388.1	309.0	177.2	104.0	96.1
G30.0	321.4	398.3	418.5	412.9	414.8	366.2	294.3	146.2	95.2	87.6
G31.0	307.7	378.9	404.2	399.4	401.4	346.6	274.4	119.9	85.4	76.1
G32.0	287.2	358.5	389.1	383.3	386.9	325.7	250.1	103.7	74.2	64.5
G33.0	268.4	337.2	374.7	368.5	372.3	304.7	222.5	94.2	62.8	54.1
G34.0	241.0	317.0	359.5	353.5	357.3	286.9	193.6	86.1	49.6	42.1
G35.0	214.5	297.5	343.0	339.6	341.0	269.4	163.9	77.4	37.7	31.7
G36.0	186.8	280.3	328.5	324.0	325.2	253.6	139.1	67.4	29.3	21.4

C Plane (°):0.0-360.0: 30.0
 Test Lab:
 Test Type: TYPE C
 Temperature:
 Operator:

Gamma Plane (°):0.0-180.0:1.0
 Test Device: GPM-1800B
 Distance: 11.655 m [K=1.0000]
 Humidity:
 Inspector:

Candlepower Table (Continue 1)

Unit: cd

G\C	C0.0	C30.0	C60.0	C90.0	C120.0	C150.0	C180.0	C210.0	C240.0	C270.0
G37.0	159.2	260.5	314.7	309.2	308.5	238.1	116.4	58.6	20.1	15.8
G38.0	136.8	244.9	299.8	295.3	290.9	226.0	100.8	49.8	12.3	9.6
G39.0	116.5	230.4	284.3	282.6	271.7	213.1	90.2	42.2	8.4	4.9
G40.0	101.6	216.9	268.7	269.4	255.0	203.1	83.2	33.8	3.3	2.2
G41.0	89.8	201.8	250.6	255.8	237.3	186.8	76.8	26.4	1.3	0.0
G42.0	82.2	190.0	234.5	244.1	220.9	170.8	70.8	20.0	0.0	0.0
G43.0	75.3	177.6	218.8	232.4	206.2	154.7	65.0	13.4	0.0	0.0
G44.0	68.3	159.6	202.4	220.9	189.7	138.0	58.8	9.7	0.0	0.0
G45.0	60.6	143.0	187.7	209.2	176.9	119.8	52.3	5.0	0.0	0.0
G46.0	54.4	127.8	174.3	197.8	165.2	102.8	46.4	3.5	0.0	0.0
G47.0	48.7	113.2	161.5	186.7	154.0	87.3	40.5	2.0	0.0	0.0
G48.0	41.3	99.3	149.5	174.1	143.3	75.5	34.5	1.0	0.0	0.0
G49.0	35.9	84.2	139.7	163.3	133.9	67.1	28.0	0.0	0.0	0.0
G50.0	29.8	72.0	130.0	152.4	124.6	60.3	23.2	0.0	0.0	0.0
G51.0	24.5	62.9	120.0	142.2	116.3	54.7	17.6	0.0	0.0	0.0
G52.0	19.8	55.8	111.7	131.6	106.9	49.2	14.1	0.0	0.0	0.0
G53.0	14.7	49.6	102.3	119.8	99.5	44.1	9.4	0.0	0.0	0.0
G54.0	11.7	43.5	93.9	109.0	87.6	38.2	7.3	0.0	0.0	0.0
G55.0	8.1	38.0	85.2	97.7	76.6	33.2	4.9	0.0	0.0	0.0
G56.0	6.7	33.3	77.4	88.0	67.5	28.8	3.1	0.0	0.0	0.0
G57.0	4.5	28.4	64.4	80.0	57.5	24.8	2.4	0.0	0.0	0.0
G58.0	3.2	24.6	56.3	73.7	49.9	21.4	1.7	0.0	0.0	0.0
G59.0	2.8	21.5	48.6	67.8	42.3	18.3	1.5	0.0	0.0	0.0
G60.0	2.3	18.3	41.1	61.7	35.4	15.6	1.3	0.0	0.0	0.0
G61.0	2.1	16.0	34.9	56.9	30.6	12.7	1.2	0.0	0.0	0.0
G62.0	1.7	13.5	30.3	51.5	27.3	10.9	0.0	0.0	0.0	0.0
G63.0	1.6	11.4	26.0	47.1	23.8	8.6	0.0	0.0	0.0	0.0
G64.0	1.5	9.4	22.2	42.3	20.7	7.2	0.0	0.0	0.0	0.0
G65.0	1.4	7.7	19.3	33.7	17.9	5.6	0.0	0.0	0.0	0.0
G66.0	1.2	6.4	16.8	27.4	15.4	4.4	0.0	0.0	0.0	0.0
G67.0	1.0	4.9	14.5	21.9	13.3	3.6	0.0	0.0	0.0	0.0
G68.0	1.0	4.0	12.5	18.0	11.5	2.8	0.0	0.0	0.0	0.0
G69.0	1.0	3.0	10.6	15.6	10.1	2.3	0.0	0.0	0.0	0.0
G70.0	0.0	2.7	9.1	13.2	8.6	2.1	0.0	0.0	0.0	0.0
G71.0	0.0	2.3	8.0	11.3	7.4	2.1	0.0	0.0	0.0	0.0
G72.0	0.0	2.1	6.7	9.2	6.3	2.0	0.0	0.0	0.0	0.0
G73.0	0.0	2.0	5.6	7.3	5.4	1.7	0.0	0.0	0.0	0.0

C Plane (°):0.0-360.0: 30.0
 Test Lab:
 Test Type: TYPE C
 Temperature:
 Operator:

Gamma Plane (°):0.0-180.0:1.0
 Test Device: GPM-1800B
 Distance: 11.655 m [K=1.0000]
 Humidity:
 Inspector:

Candlepower Table (Continue 2)

Unit: cd

G\C	C0.0	C30.0	C60.0	C90.0	C120.0	C150.0	C180.0	C210.0	C240.0	C270.0
G74.0	0.0	1.9	4.7	5.9	4.5	1.6	0.0	0.0	0.0	0.0
G75.0	0.0	1.5	4.0	4.9	3.8	1.6	0.0	0.0	0.0	0.0
G76.0	0.0	1.6	3.3	4.2	2.9	1.5	0.0	0.0	0.0	0.0
G77.0	0.0	1.6	2.7	3.5	2.5	1.4	0.0	0.0	0.0	0.0
G78.0	0.0	1.5	2.4	3.2	2.3	1.3	0.0	0.0	0.0	0.0
G79.0	0.0	1.4	2.2	2.8	2.2	1.1	0.0	0.0	0.0	0.0
G80.0	0.0	1.2	2.1	2.5	2.0	1.0	0.0	0.0	0.0	0.0
G81.0	0.0	1.1	1.9	2.5	1.8	0.0	0.0	0.0	0.0	0.0
G82.0	0.0	1.0	1.8	2.3	1.9	0.0	0.0	0.0	0.0	0.0
G83.0	0.0	0.9	1.8	2.3	1.6	0.0	0.0	0.0	0.0	0.0
G84.0	0.0	0.0	1.7	2.1	1.5	0.0	0.0	0.0	0.0	0.0
G85.0	0.0	0.0	1.6	2.0	1.4	0.0	0.0	0.0	0.0	0.0
G86.0	0.0	0.0	1.7	2.0	1.2	0.0	0.0	0.0	0.0	0.0
G87.0	0.0	0.0	1.5	1.9	1.3	0.0	0.0	0.0	0.0	0.0
G88.0	0.0	0.0	1.4	1.7	1.1	0.0	0.0	0.0	0.0	0.0
G89.0	0.0	0.0	1.3	1.8	1.1	0.0	0.0	0.0	0.0	0.0
G90.0	0.0	0.0	1.1	1.6	1.0	0.0	0.0	0.0	0.0	0.0
G91.0	0.0	0.0	1.0	1.4	0.0	0.0	0.0	0.0	0.0	0.0
G92.0	0.0	0.0	1.0	1.3	0.0	0.0	0.0	0.0	0.0	0.0
G93.0	0.0	0.0	0.0	1.3	0.0	0.0	0.0	0.0	0.0	0.0
G94.0	0.0	0.0	0.0	1.3	0.0	0.0	0.0	0.0	0.0	0.0
G95.0	0.0	0.0	0.0	1.1	0.0	0.0	0.0	0.0	0.0	0.0
G96.0	0.0	0.0	0.0	1.0	0.0	0.0	0.0	0.0	0.0	0.0
G97.0	0.0	0.0	0.0	0.9	0.0	0.0	0.0	0.0	0.0	0.0
G98.0	0.0	0.0	0.0	0.0	0.0	0.0	0.0	0.0	0.0	0.0
G99.0	0.0	0.0	0.0	1.0	0.0	0.0	0.0	0.0	0.0	0.0
G100.0	0.0	0.0	0.0	0.0	0.0	0.0	0.0	0.0	0.0	0.0
G101.0	0.0	0.0	0.0	0.0	0.0	0.0	0.0	0.0	0.0	0.0
G102.0	0.0	0.0	0.0	0.0	0.0	0.0	0.0	0.0	0.0	0.0
G103.0	0.0	0.0	0.0	0.0	0.0	0.0	0.0	0.0	0.0	0.0
G104.0	0.0	0.0	0.0	0.0	0.0	0.0	0.0	0.0	0.0	0.0
G105.0	0.0	0.0	0.0	0.0	0.0	0.0	0.0	0.0	0.0	0.0
G106.0	0.0	0.0	0.0	0.0	0.0	0.0	0.0	0.0	0.0	0.0
G107.0	0.0	0.0	0.0	0.0	0.0	0.0	0.0	0.0	0.0	0.0
G108.0	0.0	0.0	0.0	0.0	0.0	0.0	0.0	0.0	0.0	0.0
G109.0	0.0	0.0	0.0	0.0	0.0	0.0	0.0	0.0	0.0	0.0
G110.0	0.0	0.0	0.0	0.0	0.0	0.0	0.0	0.0	0.0	0.0

C Plane (°):0.0-360.0: 30.0
 Test Lab:
 Test Type: TYPE C
 Temperature:
 Operator:

Gamma Plane (°):0.0-180.0:1.0
 Test Device: GPM-1800B
 Distance: 11.655 m [K=1.0000]
 Humidity:
 Inspector:

Candlepower Table (Continue 3)

Unit: cd

G\C	C0.0	C30.0	C60.0	C90.0	C120.0	C150.0	C180.0	C210.0	C240.0	C270.0
G111.0	0.0	0.0	0.0	0.0	0.0	0.0	0.0	0.0	0.0	0.0
G112.0	0.0	0.0	0.0	0.0	0.0	0.0	0.0	0.0	0.0	0.0
G113.0	0.0	0.0	0.0	0.0	0.0	0.0	0.0	0.0	0.0	0.0
G114.0	0.0	0.0	0.0	0.0	0.0	0.0	0.0	0.0	0.0	0.0
G115.0	0.0	0.0	0.0	0.0	0.0	0.0	0.0	0.0	0.0	0.0
G116.0	0.0	0.0	0.0	0.0	0.0	0.0	0.0	0.0	0.0	0.0
G117.0	0.0	0.0	0.0	0.0	0.0	0.0	0.0	0.0	0.0	0.0
G118.0	0.0	0.0	0.0	0.0	0.0	0.0	0.0	0.0	0.0	0.0
G119.0	0.0	0.0	0.0	0.0	0.0	0.0	0.0	0.0	0.0	0.0
G120.0	0.0	0.0	0.0	0.0	0.0	0.0	0.0	0.0	0.0	0.0
G121.0	0.0	0.0	0.0	0.0	0.0	0.0	0.0	0.0	0.0	0.0
G122.0	0.0	0.0	0.0	0.0	0.0	0.0	0.0	0.0	0.0	0.0
G123.0	0.0	0.0	0.0	0.0	0.0	0.0	0.0	0.0	0.0	0.0
G124.0	0.0	0.0	0.0	0.0	0.0	0.0	0.0	0.0	0.0	0.0
G125.0	0.0	0.0	0.0	0.0	0.0	0.0	0.0	0.0	0.0	0.0
G126.0	0.0	0.0	0.0	0.0	0.0	0.0	0.0	0.0	0.0	0.0
G127.0	0.0	0.0	0.0	0.0	0.0	0.0	0.0	0.0	0.0	0.0
G128.0	0.0	0.0	0.0	0.0	0.0	0.0	0.0	0.0	0.0	0.0
G129.0	0.0	0.0	0.0	0.0	0.0	0.0	0.0	0.0	0.0	0.0
G130.0	0.0	0.0	0.0	0.0	0.0	0.0	0.0	0.0	0.0	0.0
G131.0	0.0	0.0	0.0	0.0	0.0	0.0	0.0	0.0	0.0	0.0
G132.0	0.0	0.0	0.0	0.0	0.0	0.0	0.0	0.0	0.0	0.0
G133.0	0.0	0.0	0.0	0.0	0.0	0.0	0.0	0.0	0.0	0.0
G134.0	0.0	0.0	0.0	0.0	0.0	0.0	0.0	0.0	0.0	0.0
G135.0	0.0	0.0	0.0	0.0	0.0	0.0	0.0	0.0	0.0	0.0
G136.0	0.0	0.0	0.0	0.0	0.0	0.0	0.0	0.0	0.0	0.0
G137.0	0.0	0.0	0.0	0.0	0.0	0.0	0.0	0.0	0.0	0.0
G138.0	0.0	0.0	0.0	0.0	0.0	0.0	0.0	0.0	0.0	0.0
G139.0	0.0	0.0	0.0	0.0	0.0	0.0	0.0	0.0	0.0	0.0
G140.0	0.0	0.0	0.0	0.0	0.0	0.0	0.0	0.0	0.0	0.0
G141.0	0.0	0.0	0.0	0.0	0.0	0.0	0.0	0.0	0.0	0.0
G142.0	0.0	0.0	0.0	0.0	0.0	0.0	0.0	0.0	0.0	0.0
G143.0	0.0	0.0	0.0	0.0	0.0	0.0	0.0	0.0	0.0	0.0
G144.0	0.0	0.0	0.0	0.0	0.0	0.0	0.0	0.0	0.0	0.0
G145.0	0.0	0.0	0.0	0.0	0.0	0.0	0.0	0.0	0.0	0.0
G146.0	0.0	0.0	0.0	0.0	0.0	0.0	0.0	0.0	0.0	1.0
G147.0	0.0	0.0	0.0	0.0	0.0	0.0	0.0	0.0	0.0	0.0

C Plane (°):0.0-360.0: 30.0
 Test Lab:
 Test Type: TYPE C
 Temperature:
 Operator:

Gamma Plane (°):0.0-180.0:1.0
 Test Device: GPM-1800B
 Distance: 11.655 m [K=1.0000]
 Humidity:
 Inspector:

Candlepower Table (Continue 4)

Unit: cd

G\C	C0.0	C30.0	C60.0	C90.0	C120.0	C150.0	C180.0	C210.0	C240.0	C270.0
G148.0	0.0	0.0	0.0	0.0	0.0	0.0	0.0	0.0	0.0	0.9
G149.0	0.0	0.0	0.0	0.0	0.0	0.0	0.0	0.0	0.0	1.0
G150.0	0.0	0.0	0.0	0.0	0.0	0.0	0.0	0.0	1.0	1.1
G151.0	0.0	0.0	0.0	0.0	0.0	0.0	0.0	0.0	1.0	1.2
G152.0	0.0	0.0	0.0	0.0	0.0	0.0	0.0	0.0	1.1	1.3
G153.0	0.0	0.0	0.0	0.0	0.0	0.0	0.0	0.0	1.0	1.5
G154.0	0.0	0.0	0.0	0.0	0.0	0.0	0.0	1.0	1.2	1.3
G155.0	0.0	0.0	0.0	0.0	0.0	0.0	0.0	0.9	1.2	1.5
G156.0	0.0	0.0	0.0	0.0	0.0	0.0	0.0	1.1	1.2	1.6
G157.0	1.0	0.0	0.0	0.0	0.0	0.0	0.0	1.0	1.1	1.4
G158.0	0.0	0.0	0.0	0.0	0.0	0.0	0.0	1.1	1.3	1.6
G159.0	1.0	0.0	0.0	0.0	0.0	0.0	0.0	1.2	1.4	1.6
G160.0	1.0	0.0	0.0	0.0	0.0	0.0	0.0	1.4	1.4	1.6
G161.0	1.1	0.0	0.0	0.0	0.0	0.0	0.0	1.3	1.4	1.8
G162.0	1.2	0.0	0.0	0.0	0.0	0.0	1.0	1.5	1.5	1.6
G163.0	1.3	0.0	0.0	0.0	0.0	0.0	1.2	1.6	1.5	1.7
G164.0	1.6	0.0	1.0	1.1	0.0	0.0	1.3	1.4	1.5	1.8
G165.0	1.6	0.9	1.2	1.2	0.0	1.0	1.3	1.5	1.6	1.8
G166.0	1.4	1.0	1.0	1.1	0.0	1.1	1.4	1.6	1.6	2.0
G167.0	1.4	1.2	1.0	1.3	1.1	1.2	1.3	1.7	1.7	1.9
G168.0	1.3	1.0	1.0	1.3	1.0	1.3	1.3	1.8	1.6	2.0
G169.0	1.4	1.1	1.2	1.4	0.9	1.5	1.4	1.9	1.7	1.9
G170.0	1.4	1.2	1.4	1.6	1.0	1.3	1.4	1.8	1.8	1.8
G171.0	1.4	1.2	1.3	1.6	1.0	1.5	1.4	1.7	1.9	1.9
G172.0	1.6	1.3	1.5	1.6	1.2	1.5	1.5	1.6	1.9	1.9
G173.0	1.6	1.3	1.6	1.7	1.2	1.4	1.6	1.7	1.9	1.9
G174.0	1.6	1.4	1.7	1.7	1.4	1.5	1.6	1.6	1.9	1.9
G175.0	1.7	1.4	1.7	1.9	1.4	1.6	1.6	1.7	2.0	2.0
G176.0	1.6	1.4	1.8	1.6	1.5	1.6	1.6	1.6	1.7	1.8
G177.0	1.7	1.4	1.9	1.7	1.6	1.6	1.6	1.6	1.7	1.9
G178.0	1.6	1.5	1.8	1.8	1.7	1.6	1.6	1.7	1.8	1.8
G179.0	1.6	1.6	2.0	1.8	1.4	1.6	1.6	1.8	1.6	1.8
G180.0	1.7	1.5	2.0	2.1	1.6	1.8	1.6	1.7	1.8	1.6

C Plane (°):0.0-360.0: 30.0
 Test Lab:
 Test Type: TYPE C
 Temperature:
 Operator:

Gamma Plane (°):0.0-180.0:1.0
 Test Device: GPM-1800B
 Distance: 11.655 m [K=1.0000]
 Humidity:
 Inspector:

Candlepower Table (Continue 5)

Unit: cd

G\C	C300.0	C330.0	C360.0							
G0.0	667.0	664.7	669.1							
G1.0	664.2	665.9	667.5							
G2.0	659.8	660.9	665.0							
G3.0	656.8	656.3	662.2							
G4.0	651.3	652.4	658.7							
G5.0	645.8	647.4	654.5							
G6.0	637.9	642.3	650.2							
G7.0	632.4	636.7	645.7							
G8.0	624.7	629.4	638.8							
G9.0	615.9	622.5	631.9							
G10.0	608.6	614.4	623.4							
G11.0	600.4	605.0	617.3							
G12.0	591.6	595.3	607.1							
G13.0	579.0	586.3	597.7							
G14.0	561.9	575.2	588.6							
G15.0	539.2	561.8	577.7							
G16.0	516.1	544.3	565.3							
G17.0	488.3	521.7	555.0							
G18.0	461.0	499.6	544.3							
G19.0	433.9	474.6	532.2							
G20.0	411.4	451.5	518.3							
G21.0	391.0	426.1	502.7							
G22.0	372.6	405.8	485.3							
G23.0	344.7	386.9	465.6							
G24.0	297.9	370.1	439.7							
G25.0	245.1	354.2	417.6							
G26.0	201.0	332.0	396.0							
G27.0	156.0	294.9	374.5							
G28.0	126.6	256.0	355.2							
G29.0	110.5	213.4	338.2							
G30.0	99.7	175.5	321.4							
G31.0	89.8	143.8	307.7							
G32.0	76.8	121.4	287.2							
G33.0	65.3	104.6	268.4							
G34.0	53.1	93.8	241.0							
G35.0	41.6	84.4	214.5							
G36.0	33.6	75.4	186.8							

C Plane (°):0.0-360.0: 30.0
 Test Lab:
 Test Type: TYPE C
 Temperature:
 Operator:

Gamma Plane (°):0.0-180.0:1.0
 Test Device: GPM-1800B
 Distance: 11.655 m [K=1.0000]
 Humidity:
 Inspector:

Candlepower Table (Continue 6)

Unit: cd

G\C	C300.0	C330.0	C360.0							
G37.0	23.6	66.0	159.2							
G38.0	14.2	56.8	136.8							
G39.0	10.0	49.8	116.5							
G40.0	4.2	42.2	101.6							
G41.0	2.4	33.5	89.8							
G42.0	0.0	27.0	82.2							
G43.0	0.0	20.3	75.3							
G44.0	0.0	13.7	68.3							
G45.0	0.0	10.4	60.6							
G46.0	0.0	6.5	54.4							
G47.0	0.0	4.1	48.7							
G48.0	0.0	2.7	41.3							
G49.0	0.0	1.4	35.9							
G50.0	0.0	1.3	29.8							
G51.0	0.0	1.1	24.5							
G52.0	0.0	0.9	19.8							
G53.0	0.0	0.0	14.7							
G54.0	0.0	0.0	11.7							
G55.0	0.0	0.0	8.1							
G56.0	0.0	0.0	6.7							
G57.0	0.0	0.0	4.5							
G58.0	0.0	0.0	3.2							
G59.0	0.0	0.0	2.8							
G60.0	0.0	0.0	2.3							
G61.0	0.0	0.0	2.1							
G62.0	0.0	0.0	1.7							
G63.0	0.0	0.0	1.6							
G64.0	0.0	0.0	1.5							
G65.0	0.0	0.0	1.4							
G66.0	0.0	0.0	1.2							
G67.0	0.0	0.0	1.0							
G68.0	0.0	0.0	1.0							
G69.0	0.0	0.0	1.0							
G70.0	0.0	0.0	0.0							
G71.0	0.0	0.0	0.0							
G72.0	0.0	0.0	0.0							
G73.0	0.0	0.0	0.0							

C Plane (°):0.0-360.0: 30.0
 Test Lab:
 Test Type: TYPE C
 Temperature:
 Operator:

Gamma Plane (°):0.0-180.0:1.0
 Test Device: GPM-1800B
 Distance: 11.655 m [K=1.0000]
 Humidity:
 Inspector:

Candlepower Table (Continue 7)

Unit: cd

G\C	C300.0	C330.0	C360.0							
G74.0	0.0	0.0	0.0							
G75.0	0.0	0.0	0.0							
G76.0	0.0	0.0	0.0							
G77.0	0.0	0.0	0.0							
G78.0	0.0	0.0	0.0							
G79.0	0.0	0.0	0.0							
G80.0	0.0	0.0	0.0							
G81.0	0.0	0.0	0.0							
G82.0	0.0	0.0	0.0							
G83.0	0.0	0.0	0.0							
G84.0	0.0	0.0	0.0							
G85.0	0.0	0.0	0.0							
G86.0	0.0	0.0	0.0							
G87.0	0.0	0.0	0.0							
G88.0	0.0	0.0	0.0							
G89.0	0.0	0.0	0.0							
G90.0	0.0	0.0	0.0							
G91.0	0.0	0.0	0.0							
G92.0	0.0	0.0	0.0							
G93.0	0.0	0.0	0.0							
G94.0	0.0	0.0	0.0							
G95.0	0.0	0.0	0.0							
G96.0	0.0	0.0	0.0							
G97.0	0.0	0.0	0.0							
G98.0	0.0	0.0	0.0							
G99.0	0.0	0.0	0.0							
G100.0	0.0	0.0	0.0							
G101.0	0.0	0.0	0.0							
G102.0	0.0	0.0	0.0							
G103.0	0.0	0.0	0.0							
G104.0	0.0	0.0	0.0							
G105.0	0.0	0.0	0.0							
G106.0	0.0	0.0	0.0							
G107.0	0.0	0.0	0.0							
G108.0	0.0	0.0	0.0							
G109.0	0.0	0.0	0.0							
G110.0	0.0	0.0	0.0							

C Plane (°):0.0-360.0: 30.0
 Test Lab:
 Test Type: TYPE C
 Temperature:
 Operator:

Gamma Plane (°):0.0-180.0:1.0
 Test Device: GPM-1800B
 Distance: 11.655 m [K=1.0000]
 Humidity:
 Inspector:

Candlepower Table (Continue 8)

Unit: cd

G\C	C300.0	C330.0	C360.0							
G111.0	0.0	0.0	0.0							
G112.0	0.0	0.0	0.0							
G113.0	0.0	0.0	0.0							
G114.0	0.0	0.0	0.0							
G115.0	0.0	0.0	0.0							
G116.0	0.0	0.0	0.0							
G117.0	0.0	0.0	0.0							
G118.0	0.0	0.0	0.0							
G119.0	0.0	0.0	0.0							
G120.0	0.0	0.0	0.0							
G121.0	0.0	0.0	0.0							
G122.0	0.0	0.0	0.0							
G123.0	0.0	0.0	0.0							
G124.0	0.0	0.0	0.0							
G125.0	0.0	0.0	0.0							
G126.0	0.0	0.0	0.0							
G127.0	0.0	0.0	0.0							
G128.0	0.0	0.0	0.0							
G129.0	0.0	0.0	0.0							
G130.0	0.0	0.0	0.0							
G131.0	0.0	0.0	0.0							
G132.0	0.0	0.0	0.0							
G133.0	0.0	0.0	0.0							
G134.0	0.0	0.0	0.0							
G135.0	0.0	0.0	0.0							
G136.0	0.0	0.0	0.0							
G137.0	0.0	0.0	0.0							
G138.0	0.0	0.0	0.0							
G139.0	0.0	0.0	0.0							
G140.0	0.0	0.0	0.0							
G141.0	0.0	0.0	0.0							
G142.0	0.0	0.0	0.0							
G143.0	0.0	0.0	0.0							
G144.0	0.0	0.0	0.0							
G145.0	0.0	0.0	0.0							
G146.0	1.0	0.0	0.0							
G147.0	1.0	0.0	0.0							

C Plane (°):0.0-360.0: 30.0
 Test Lab:
 Test Type: TYPE C
 Temperature:
 Operator:

Gamma Plane (°):0.0-180.0:1.0
 Test Device: GPM-1800B
 Distance: 11.655 m [K=1.0000]
 Humidity:
 Inspector:

Candlepower Table (Continue 9)

Unit: cd

G\C	C300.0	C330.0	C360.0							
G148.0	1.2	0.0	0.0							
G149.0	1.1	0.0	0.0							
G150.0	1.3	1.0	0.0							
G151.0	1.4	0.9	0.0							
G152.0	1.5	0.0	0.0							
G153.0	1.4	0.9	0.0							
G154.0	1.3	1.1	0.0							
G155.0	1.4	1.1	0.0							
G156.0	1.3	1.3	0.0							
G157.0	1.5	1.2	1.0							
G158.0	1.7	1.2	0.0							
G159.0	1.6	1.2	1.0							
G160.0	1.6	1.3	1.0							
G161.0	1.9	1.4	1.1							
G162.0	1.7	1.5	1.2							
G163.0	2.1	1.4	1.3							
G164.0	2.0	1.5	1.6							
G165.0	2.0	1.7	1.6							
G166.0	1.9	1.7	1.4							
G167.0	1.8	1.7	1.4							
G168.0	1.9	1.7	1.3							
G169.0	2.0	1.8	1.4							
G170.0	1.8	1.7	1.4							
G171.0	1.8	1.7	1.4							
G172.0	1.9	1.6	1.6							
G173.0	2.1	1.7	1.6							
G174.0	1.9	1.8	1.6							
G175.0	1.9	1.9	1.7							
G176.0	1.9	1.7	1.6							
G177.0	2.0	1.6	1.7							
G178.0	2.0	1.8	1.6							
G179.0	1.8	1.7	1.6							
G180.0	2.2	1.7	1.7							

C Plane (°):0.0-360.0: 30.0
 Test Lab:
 Test Type: TYPE C
 Temperature:
 Operator:

Gamma Plane (°):0.0-180.0:1.0
 Test Device: GPM-1800B
 Distance: 11.655 m [K=1.0000]
 Humidity:
 Inspector:

LED Average Luminance Report

Avg.L	cd/m ²
L 0-180(65) av	1.#J
L 0-180(75) av	-1.#J
L 0-180(85) av	-1.#J
L 90-270(65) av	1.#J
L 90-270(75) av	1.#J
L 90-270(85) av	1.#J
L 45(65) av	1.#J
L 45(75) av	1.#J
L 45(85) av	1.#J

Standard: GB/T 29293-2012

C Plane (°):0.0-360.0: 30.0
Test Lab:
Test Type: TYPE C
Temperature:
Operator:

Gamma Plane (°):0.0-180.0:1.0
Test Device: GPM-1800B
Distance: 11.655 m [K=1.0000]
Humidity:
Inspector: