

Report No.:

Test Time: 2023/4/26 08:40

Luminaire Property

Luminaire Manufacturer:
Luminaire Category:
Lamp Catalog:
Number of Lamps:
Luminous Length (mm):
Luminous Height (mm):
Current: 1.611 A
Power Factor: 0.843


Luminaire Description: 490244 BODACIOUS
Lamp Description:
Lumens per Lamp:
Luminous Width (mm):
Voltage: 12.1 V
Power: 16.37 W

Photometric Results

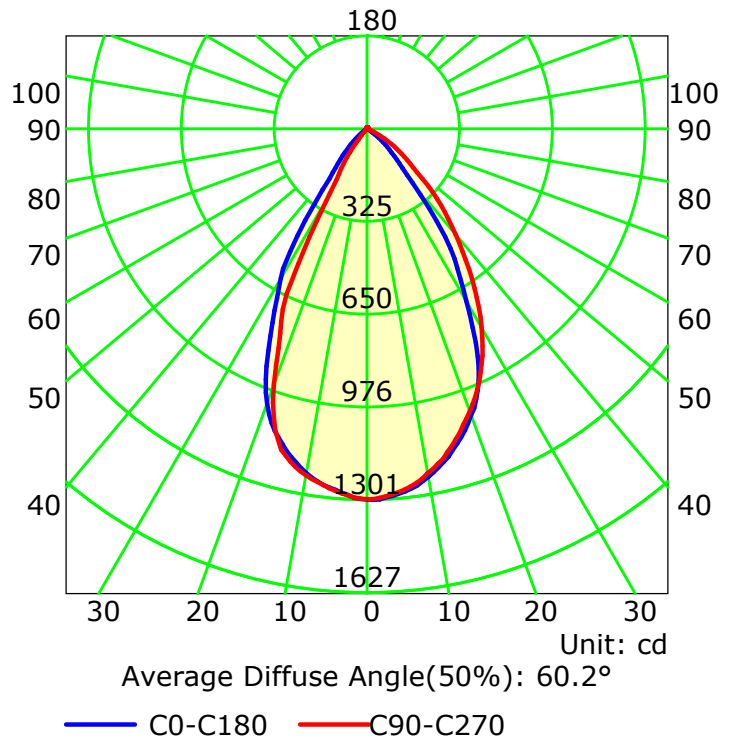
CIE Class: Direct
Measurement Flux: 1231.2 lm
Downward Ratio: 100%
Horizontal Diffuse Angle(25%,50%,75%,100%): H73.5,H59.8,H45,H1
Vertical Diffuse Angle(25%,50%,75%,100%): V75,V60.7,V43.5,V1
Luminaire Efficacy Rating (LER): 75.26
Max. Intensity: 1301.88 cd
S/MH(C0/C180): 0.93

Total Rated Lamp Lumens: 1231.2 lm
Efficiency: 100%
Upward Ratio: 0%
C0r0 Intensity: 1299.92 cd
Pos of Max. Intensity: H60 V0
S/MH(C90/C270): 0.89

Picture Of Luminaire



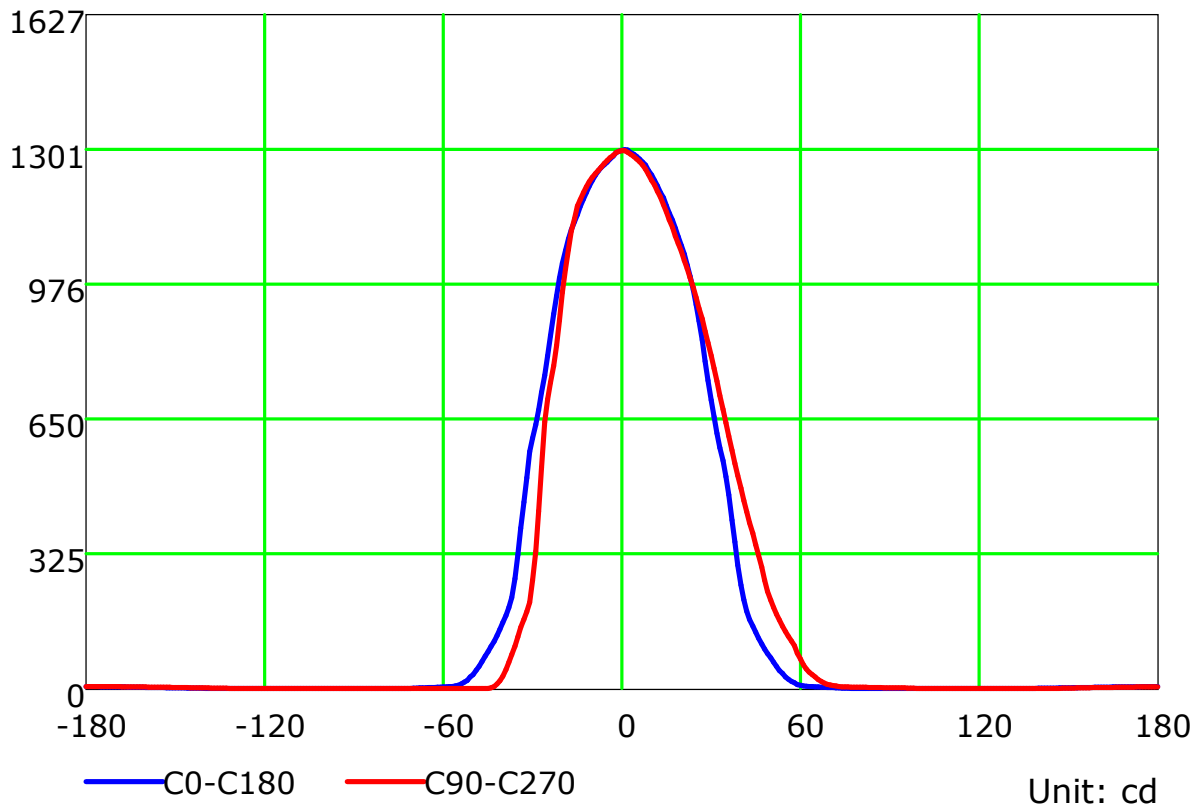
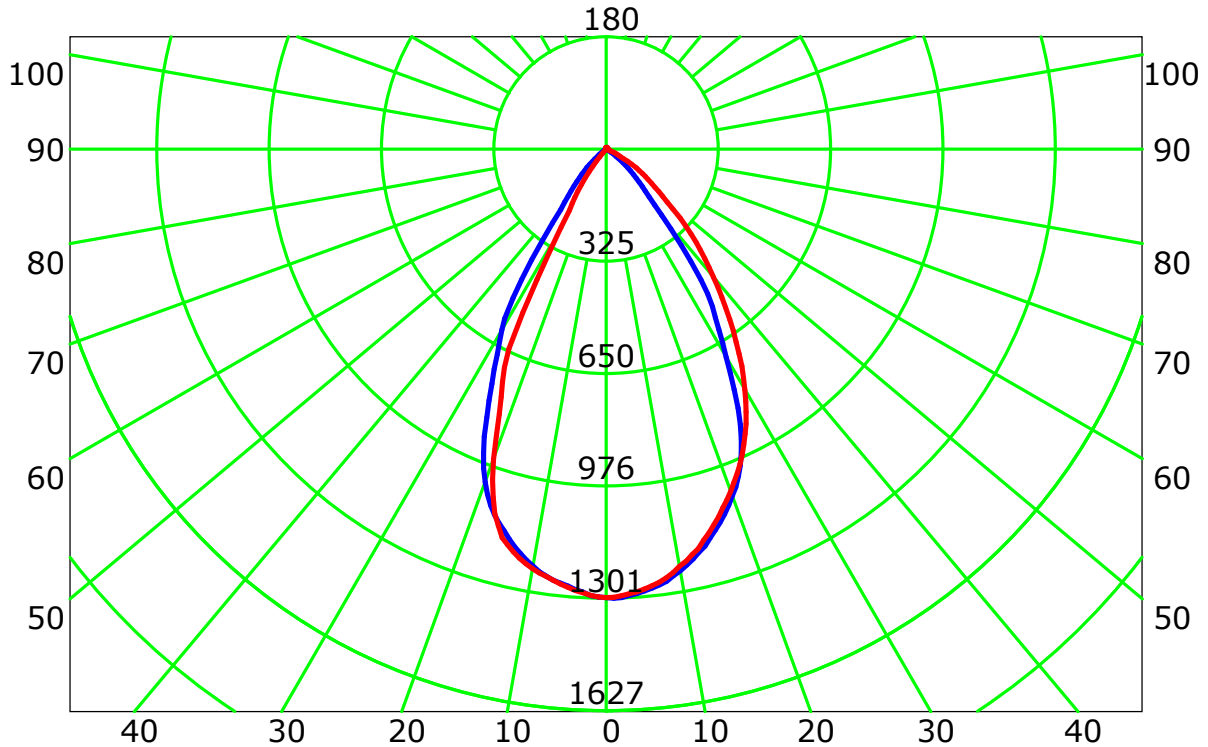
Luminous Intensity Distribution Curve



C Plane (°):0.0-360.0: 30.0
Test Lab:
Test Type: TYPE C
Temperature:
Operator:

Gamma Plane (°):0.0-180.0:1.0
Test Device: GPM-1800B
Distance: 11.655 m [K=1.0000]
Humidity:
Inspector:

Luminous Intensity Distribution Curve



C Plane (°):0.0-360.0: 30.0

Test Lab:

Test Type: TYPE C

Temperature:

Operator:

Gamma Plane (°):0.0-180.0:1.0

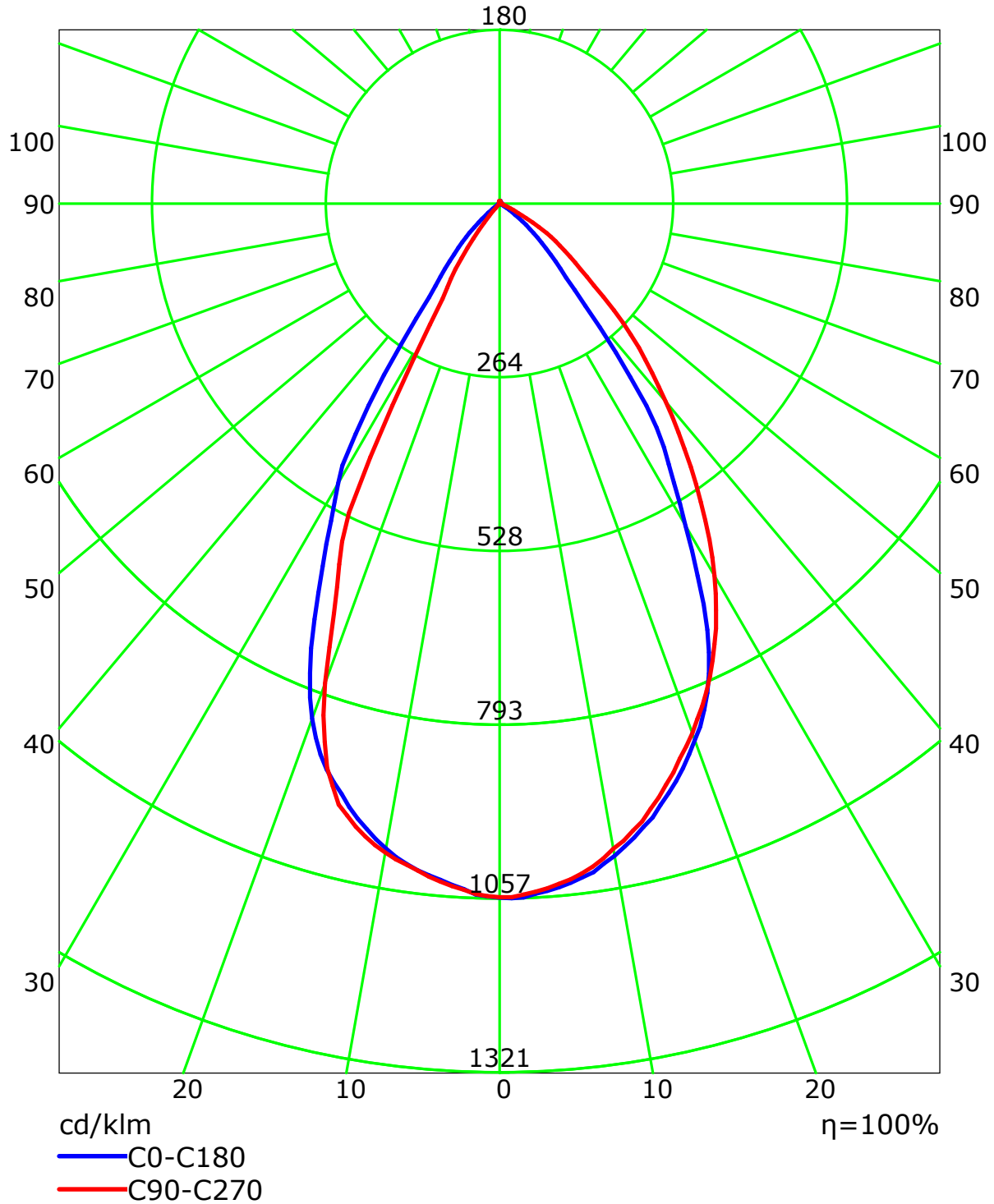
Test Device: GPM-1800B

Distance: 11.655 m [K=1.0000]

Humidity:

Inspector:

Luminous Intensity Distribution Curve(cd/klm)



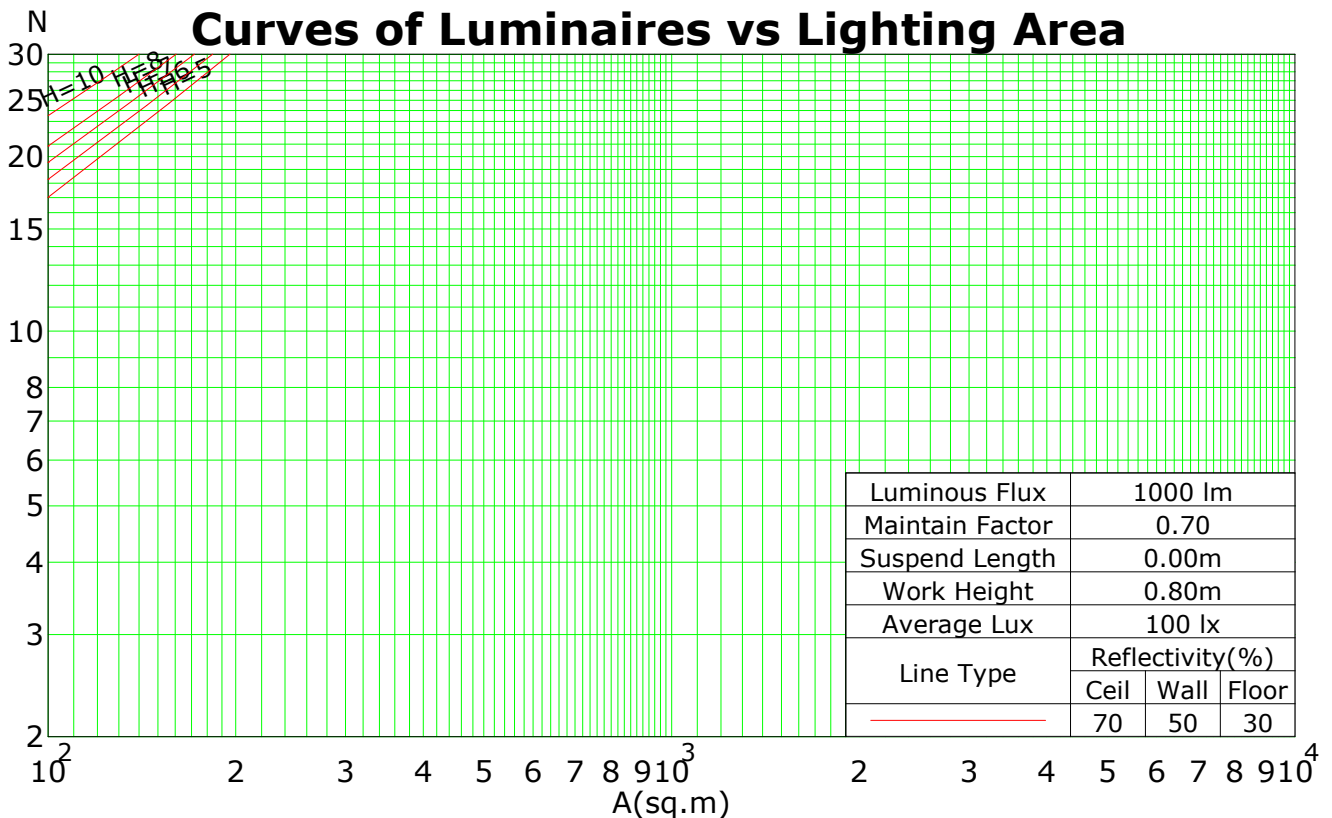
C Plane (°):0.0-360.0: 30.0
 Test Lab:
 Test Type: TYPE C
 Temperature:
 Operator:

Gamma Plane (°):0.0-180.0:1.0
 Test Device: GPM-1800B
 Distance: 11.655 m [K=1.0000]
 Humidity:
 Inspector:

Coefficients Of Utilization - Zonal Cavity Method

RC	0.8	0.8	0.8	0.8	0.7	0.7	0.7	0.7	0.5	0.5	0.5	0.3	0.3	0.3	0.1	0.1	0.1	0
RW	0.7	0.5	0.3	0.1	0.7	0.5	0.3	0.1	0.5	0.3	0.1	0.5	0.3	0.1	0.5	0.3	0.1	0
RCR	RF = 0.2																	
0	1.19	1.19	1.19	1.19	1.16	1.16	1.16	1.16	1.11	1.11	1.11	1.06	1.06	1.06	1.02	1.02	1.02	1.00
1	1.13	1.10	1.08	1.05	1.11	1.08	1.06	1.04	1.04	1.02	1.00	1.00	0.99	0.97	0.97	0.96	0.94	0.93
2	1.07	1.02	0.98	0.94	1.05	1.00	0.96	0.93	0.97	0.94	0.91	0.94	0.91	0.89	0.91	0.89	0.87	0.86
3	1.01	0.95	0.89	0.85	0.99	0.93	0.88	0.85	0.91	0.87	0.83	0.88	0.85	0.82	0.86	0.83	0.81	0.79
4	0.96	0.88	0.82	0.78	0.94	0.87	0.81	0.77	0.85	0.80	0.76	0.83	0.79	0.75	0.81	0.77	0.75	0.73
5	0.91	0.82	0.76	0.71	0.89	0.81	0.75	0.71	0.79	0.74	0.70	0.78	0.73	0.70	0.76	0.72	0.69	0.68
6	0.86	0.77	0.70	0.66	0.84	0.76	0.70	0.66	0.74	0.69	0.65	0.73	0.68	0.65	0.72	0.67	0.64	0.63
7	0.82	0.72	0.66	0.61	0.80	0.71	0.65	0.61	0.70	0.65	0.61	0.69	0.64	0.60	0.67	0.63	0.60	0.58
8	0.77	0.68	0.61	0.57	0.76	0.67	0.61	0.57	0.66	0.60	0.57	0.65	0.60	0.56	0.64	0.59	0.56	0.55
9	0.74	0.64	0.57	0.53	0.72	0.63	0.57	0.53	0.62	0.57	0.53	0.61	0.56	0.53	0.60	0.56	0.53	0.51
10	0.70	0.60	0.54	0.50	0.69	0.60	0.54	0.50	0.59	0.53	0.50	0.58	0.53	0.50	0.57	0.53	0.49	0.48

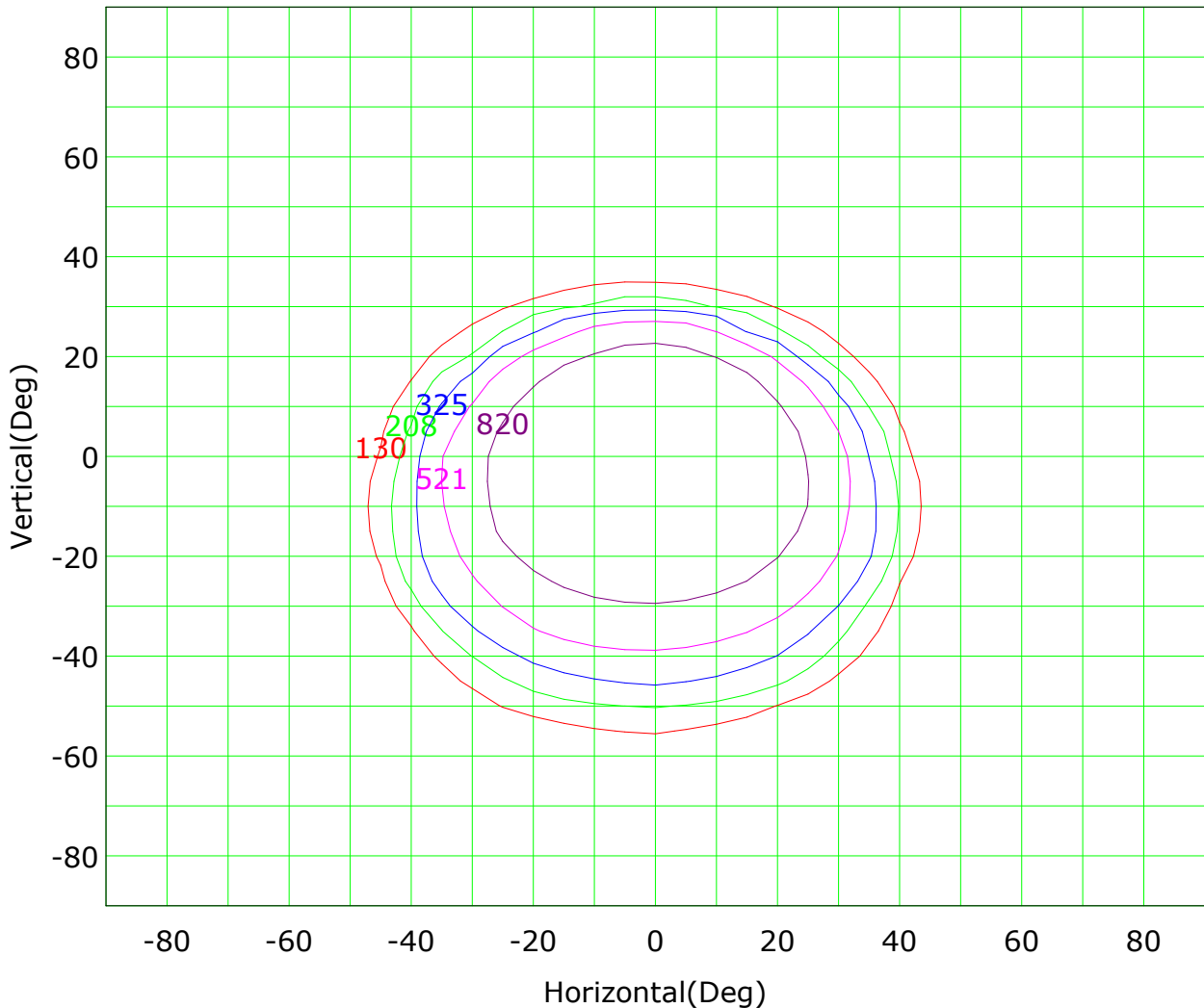
Spacing Criteria (0-180): 0.93
 Spacing Criteria (90-270): 0.89
 Spacing Criteria (Diagonal): 0.86



C Plane (°):0.0-360.0: 30.0
 Test Lab:
 Test Type: TYPE C
 Temperature:
 Operator:

Gamma Plane (°):0.0-180.0:1.0
 Test Device: GPM-1800B
 Distance: 11.655 m [K=1.0000]
 Humidity:
 Inspector:

Isocandela (rectangle)



Imax (100%): 1302 cd

— (10%): 130 cd	— (16%): 208 cd
— (25%): 325 cd	— (40%): 521 cd
— (63%): 820 cd	— (100%): 1302 cd

C Plane (°):0.0-360.0: 30.0

Test Lab:

Test Type: TYPE C

Temperature:

Operator:

Gamma Plane (°):0.0-180.0:1.0

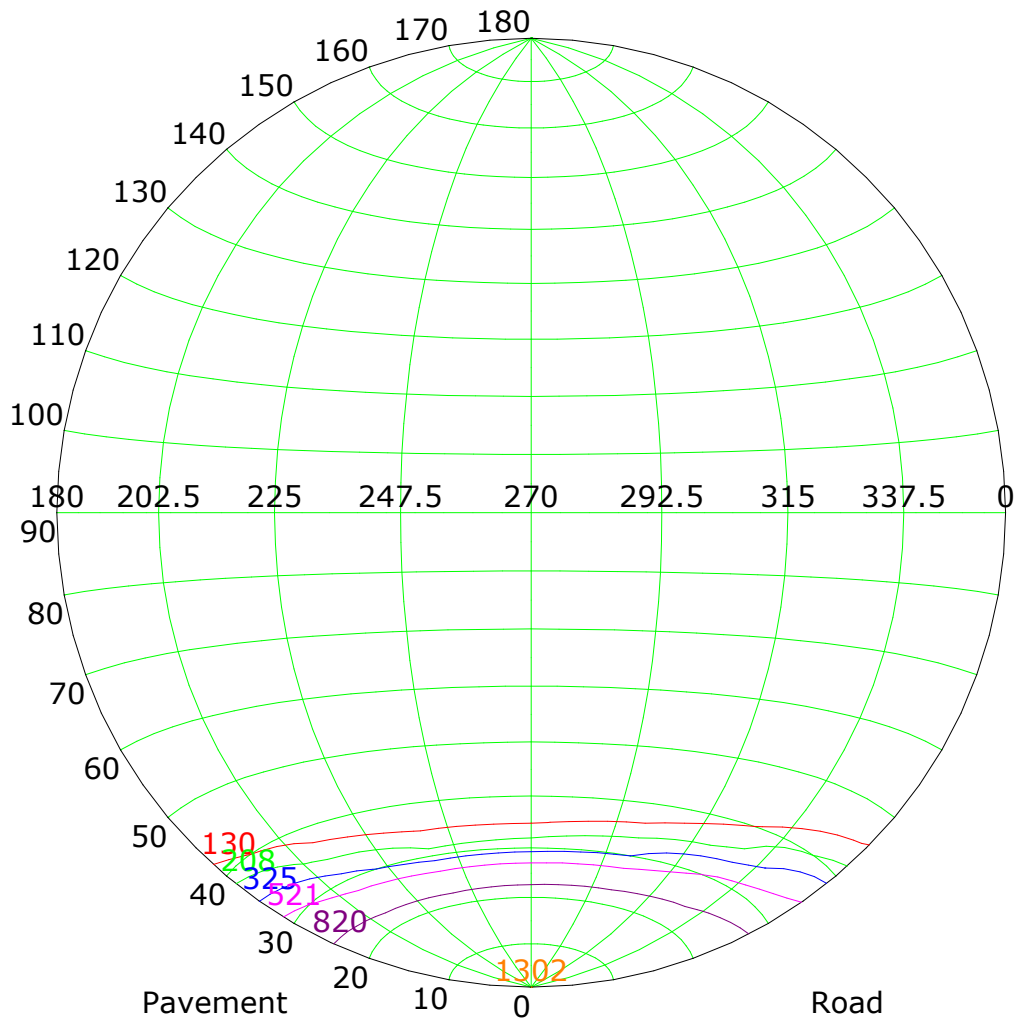
Test Device: GPM-1800B

Distance: 11.655 m [K=1.0000]

Humidity:

Inspector:

Isocandela (sphere)



Imax (100%): 1302 cd

— (10%): 130 cd	— (16%): 208 cd
— (25%): 325 cd	— (40%): 521 cd
— (63%): 820 cd	— (100%): 1302 cd

C Plane (°):0.0-360.0: 30.0

Test Lab:

Test Type: TYPE C

Temperature:

Operator:

Gamma Plane (°):0.0-180.0:1.0

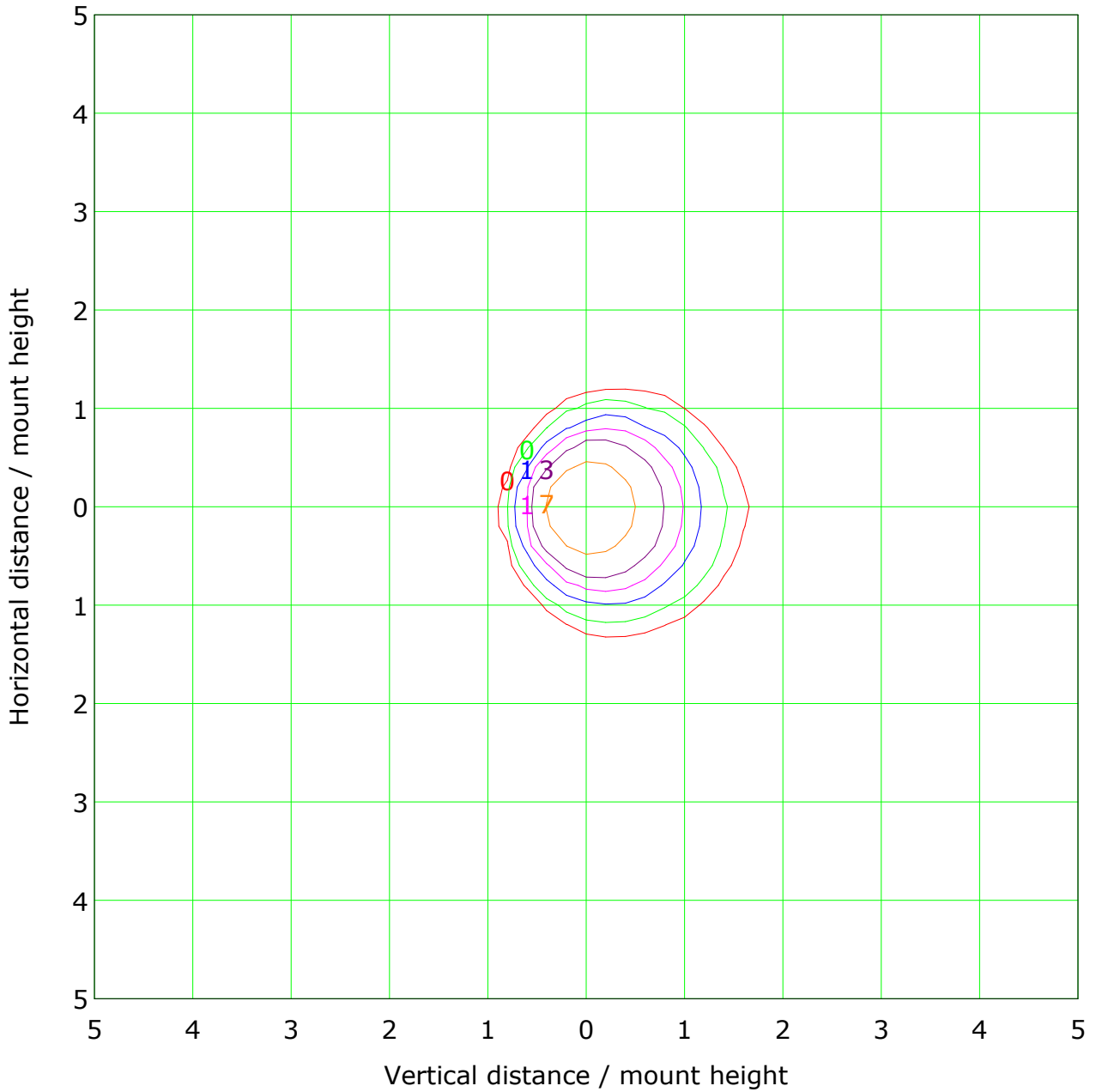
Test Device: GPM-1800B

Distance: 11.655 m [K=1.0000]

Humidity:

Inspector:

IsoLux Plot



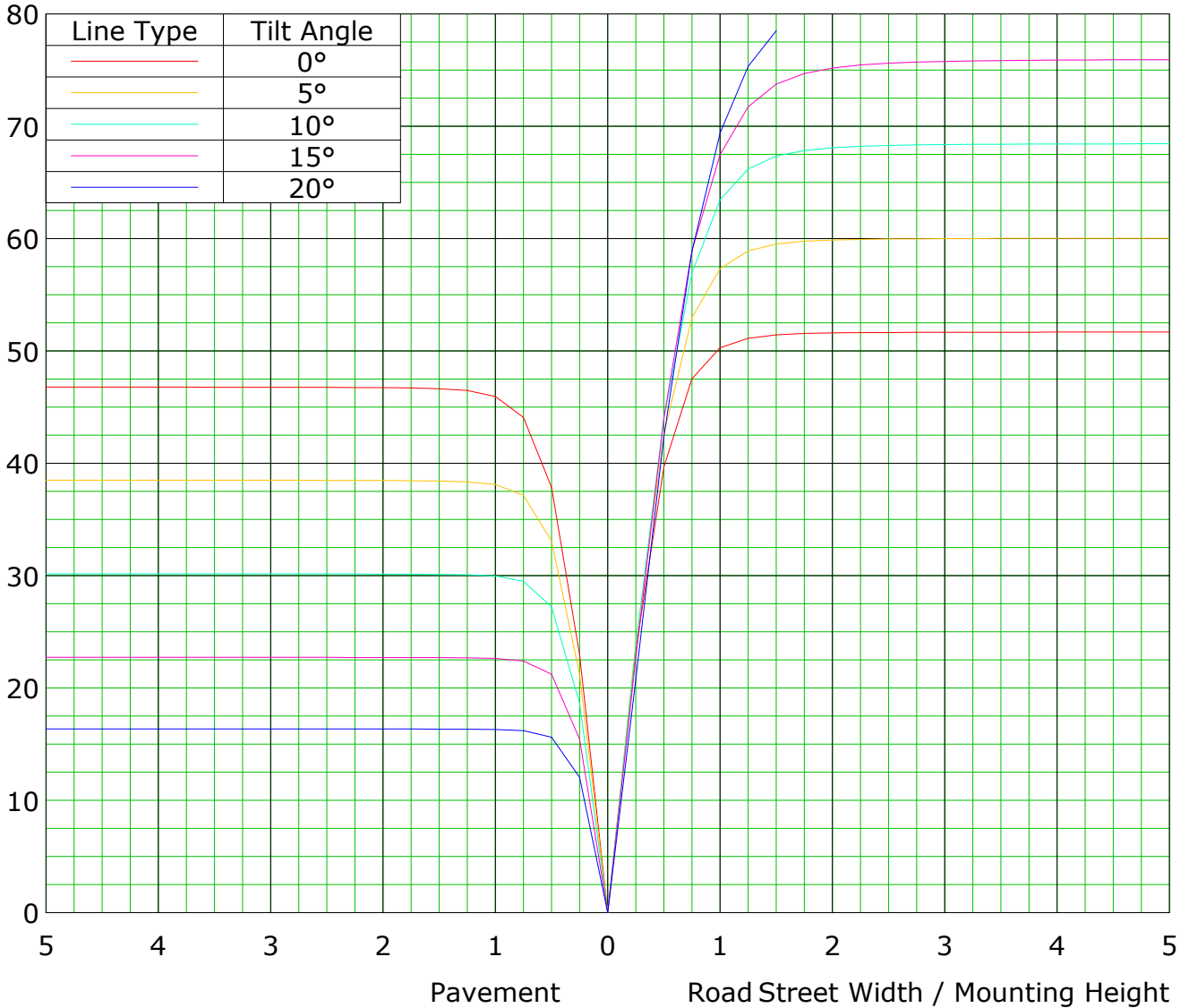
Mounting Height: 10.0m		Max Lux(100%): 13.0 lx	
<ul style="list-style-type: none"> <li style="margin-bottom: 5px;">— (1%): 0.1 lx <li style="margin-bottom: 5px;">— (5%): 0.7 lx <li style="margin-bottom: 5px;">— (20%): 2.6 lx <li style="margin-bottom: 5px;">— (100%): 13.0 lx 	<ul style="list-style-type: none"> <li style="margin-bottom: 5px;">— (2%): 0.3 lx <li style="margin-bottom: 5px;">— (10%): 1.3 lx <li style="margin-bottom: 5px;">— (50%): 6.5 lx 		

C Plane (°):0.0-360.0: 30.0
 Test Lab:
 Test Type: TYPE C
 Temperature:
 Operator:

Gamma Plane (°):0.0-180.0:1.0
 Test Device: GPM-1800B
 Distance: 11.655 m [K=1.0000]
 Humidity:
 Inspector:

Roadway CU Curve

Efficiency(%)



C Plane (°):0.0-360.0: 30.0

Test Lab:

Test Type: TYPE C

Temperature:

Operator:

Gamma Plane (°):0.0-180.0:1.0

Test Device: GPM-1800B

Distance: 11.655 m [K=1.0000]

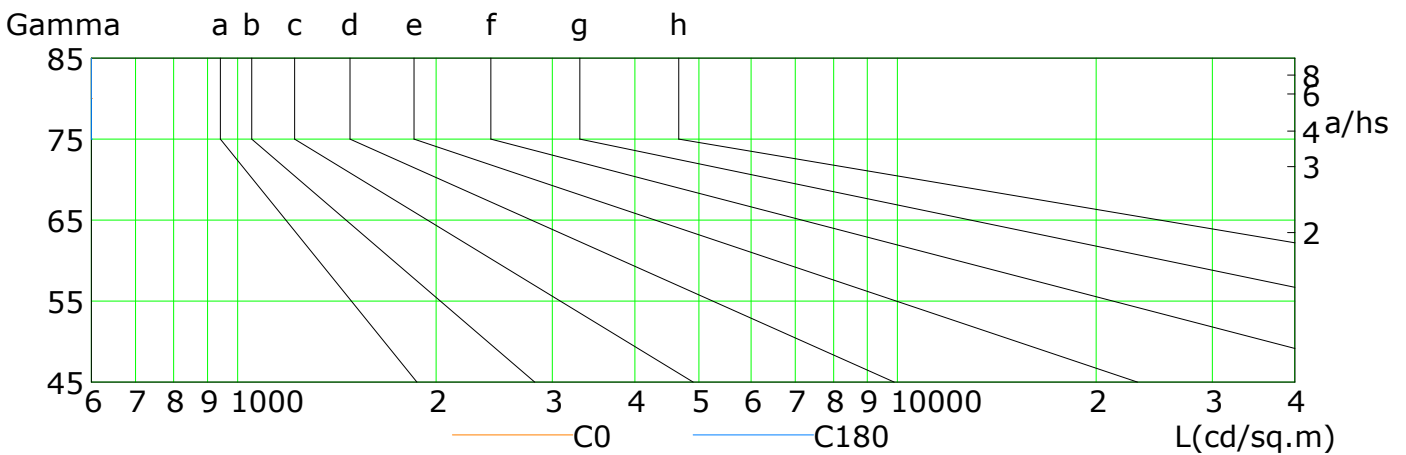
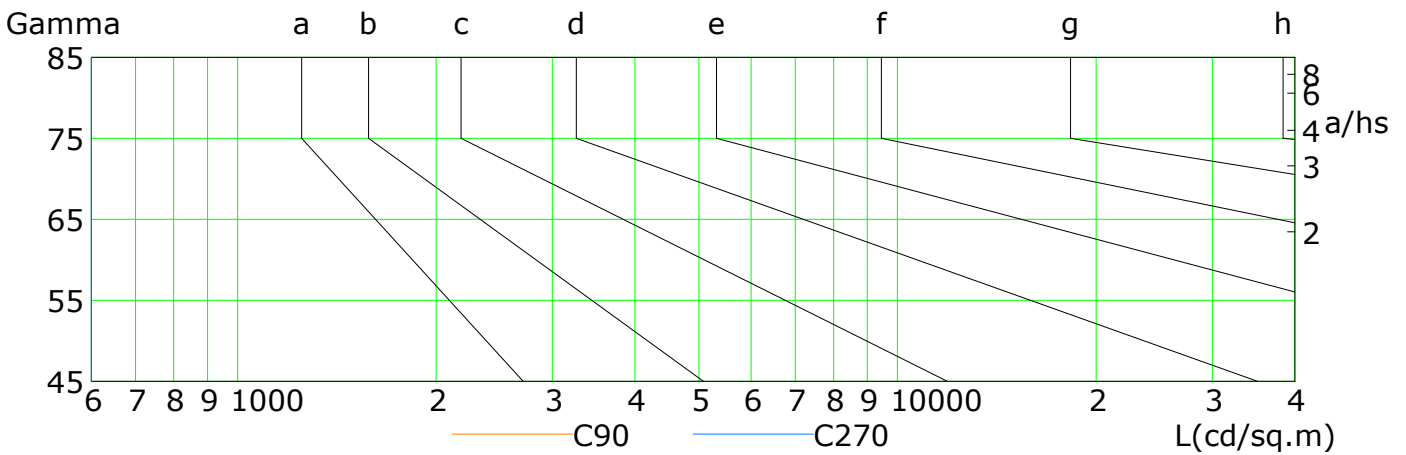
Humidity:

Inspector:

Lum Limit Curve

Dazzle	Quality	Illuminance (lx)							
		2000	1000	500	<=300				
1.15	A	2000	1000	500	<=300				
1.50	B		2000	1000	500	<=300			
1.85	C			2000	1000	500	<=300		
2.20	D				2000	1000	500	<=300	
2.55	E					2000	1000	500	<=300

a b c d e f g h



L(cd/sq.m)	G45	G50	G55	G60	G65	G70	G75	G80	G85
C0	136	74	28	8	4	3	1	0	0
C90	348	213	138	72	28	9	4	3	3
C180	89	34	8	4	3	1	0	0	0
C270	0	0	0	0	0	0	0	0	0

C Plane (°):0.0-360.0: 30.0

Test Lab:

Test Type: TYPE C

Temperature:

Operator:

Gamma Plane (°):0.0-180.0:1.0

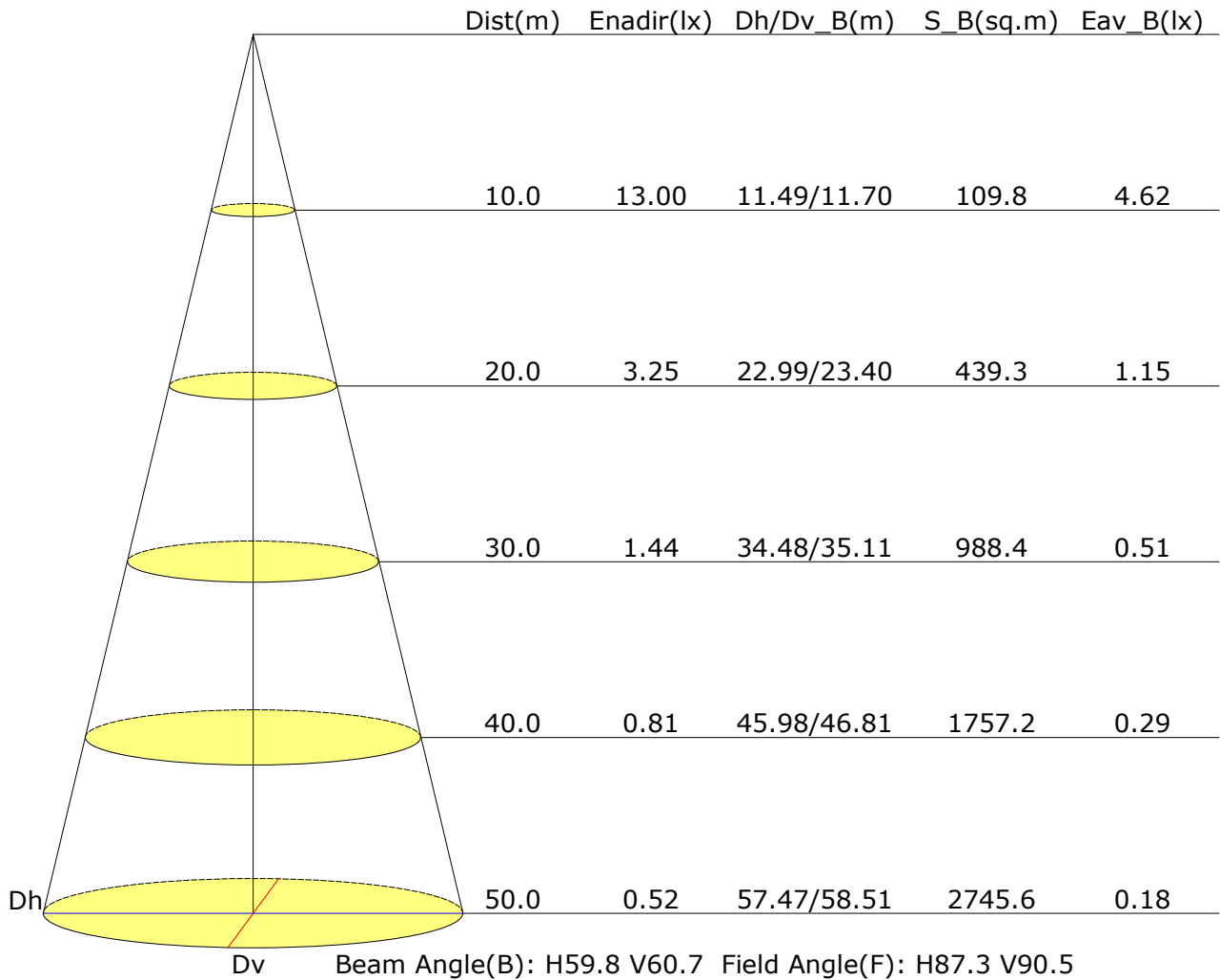
Test Device: GPM-1800B

Distance: 11.655 m [K=1.0000]

Humidity:

Inspector:

Illuminance at a Distance



C Plane (°):0.0-360.0: 30.0

Test Lab:

Test Type: TYPE C

Temperature:

Operator:

Gamma Plane (°):0.0-180.0:1.0

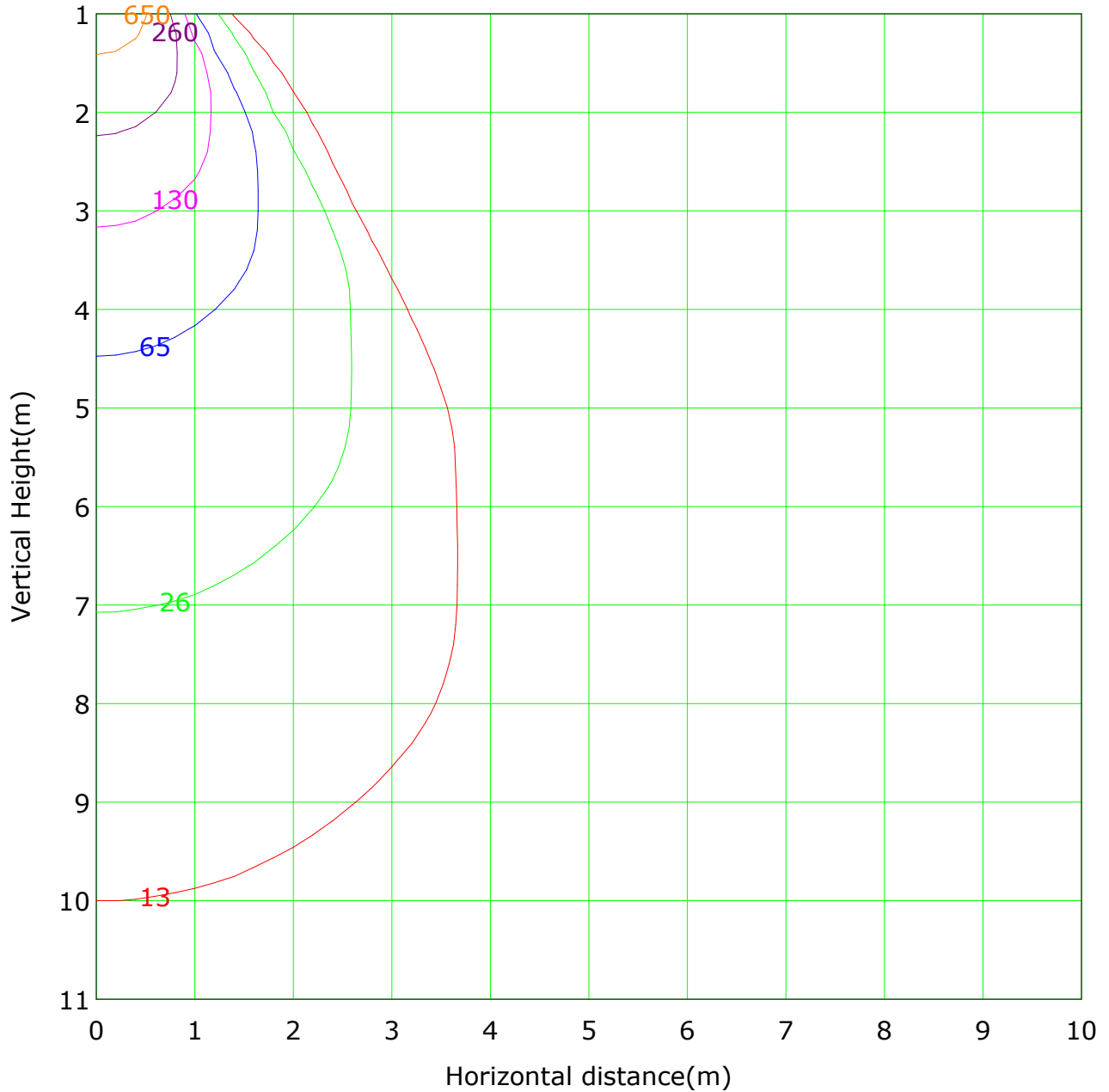
Test Device: GPM-1800B

Distance: 11.655 m [K=1.0000]

Humidity:

Inspector:

Vertical IsoLux Plot



Lowest(m): 1.0m Highest(m): 11.0m Max Lux: 1299.9 lx

— (1%): 13.0 lx	— (2%): 26.0 lx
— (5%): 65.0 lx	— (10%): 130.0 lx
— (20%): 260.0 lx	— (50%): 650.0 lx
— (100%):1299.9 lx	

C Plane (°):0.0-360.0: 30.0
 Test Lab:
 Test Type: TYPE C
 Temperature:
 Operator:

Gamma Plane (°):0.0-180.0:1.0
 Test Device: GPM-1800B
 Distance: 11.655 m [K=1.0000]
 Humidity:
 Inspector:

Area Flux Table

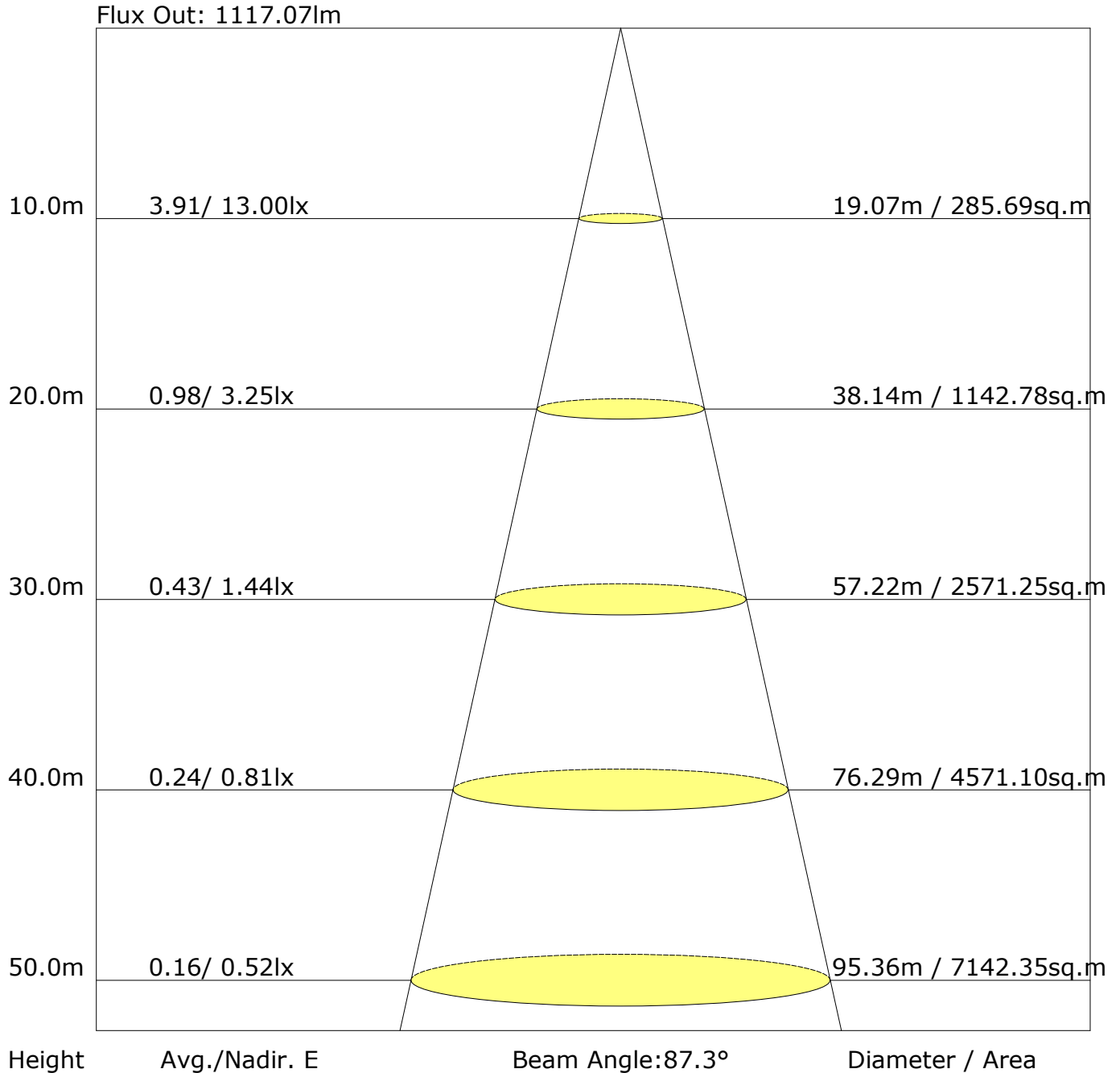
Unit: lm

		Vertical plane																				
		-90	-80	-70	-60	-50	-40	-30	-20	-10	0	10	20	30	40	50	60	70	80	90	Flux(T)	Flux(E)
Horizontal plane	-90	0.0	0.0	0.0	0.0	0.0	0.0	0.0	0.0	0.0	0.0	0.0	0.0	0.0	0.0	0.0	0.0	0.0	0.0	0.0	0.0	0.0
	-80	0.0	0.0	0.0	0.0	0.0	0.0	0.0	0.0	0.0	0.0	0.0	0.0	0.0	0.0	0.0	0.0	0.0	0.0	0.0	0.0	0.0
	-70	0.0	0.0	0.0	0.0	0.0	0.0	0.0	0.0	0.0	0.0	0.0	0.0	0.0	0.0	0.0	0.0	0.0	0.0	0.0	0.3	0.0
	-60	0.0	0.0	0.0	0.0	0.0	0.0	0.0	0.0	0.0	0.0	0.0	0.0	0.0	0.0	0.0	0.0	0.0	0.0	0.0	1.7	0.0
	-50	0.0	0.0	0.0	0.0	0.0	0.0	0.0	0.0	0.0	0.0	0.0	0.0	0.0	0.0	0.0	0.0	0.0	0.0	0.0	11.1	2.4
	-40	39.0	0.0	0.0	0.0	0.0	0.0	0.0	0.0	0.0	0.0	0.0	0.0	0.0	0.0	0.0	0.0	0.0	0.0	0.0	45.1	39.0
	-30	109.8	0.0	0.0	0.0	0.0	0.0	0.0	0.0	0.0	0.0	0.0	0.0	0.0	0.0	0.0	0.0	0.0	0.0	0.0	114.4	109.8
	-20	180.7	0.0	0.0	0.0	0.0	0.0	0.0	0.0	0.0	0.0	0.0	0.0	0.0	0.0	0.0	0.0	0.0	0.0	0.0	185.0	180.7
	-10	222.5	0.0	0.0	0.0	0.0	0.0	0.0	0.0	0.0	0.0	0.0	0.0	0.0	0.0	0.0	0.0	0.0	0.0	0.0	226.6	222.5
	0	226.0	0.0	0.0	0.0	0.0	0.0	0.0	0.0	0.0	0.0	0.0	0.0	0.0	0.0	0.0	0.0	0.0	0.0	0.0	229.9	226.0
	10	191.2	0.0	0.0	0.0	0.0	0.0	0.0	0.0	0.0	0.0	0.0	0.0	0.0	0.0	0.0	0.0	0.0	0.0	0.0	195.2	191.2
	20	128.7	0.0	0.0	0.0	0.0	0.0	0.0	0.0	0.0	0.0	0.0	0.0	0.0	0.0	0.0	0.0	0.0	0.0	0.0	133.0	128.7
	30	56.8	0.0	0.0	0.0	0.0	0.0	0.0	0.0	0.0	0.0	0.0	0.0	0.0	0.0	0.0	0.0	0.0	0.0	0.0	62.4	56.8
	40	9.1	0.0	0.0	0.0	0.0	0.0	0.0	0.0	0.0	0.0	0.0	0.0	0.0	0.0	0.0	0.0	0.0	0.0	0.0	18.0	9.1
	50	0.0	0.0	0.0	0.0	0.0	0.0	0.0	0.0	0.0	0.0	0.0	0.0	0.0	0.0	0.0	0.0	0.0	0.0	0.0	3.7	0.0
	60	0.0	0.0	0.0	0.0	0.0	0.0	0.0	0.0	0.0	0.0	0.0	0.0	0.0	0.0	0.0	0.0	0.0	0.0	0.0	0.6	0.0
	70	0.0	0.0	0.0	0.0	0.0	0.0	0.0	0.0	0.0	0.0	0.0	0.0	0.0	0.0	0.0	0.0	0.0	0.0	0.0	0.1	0.0
	80	0.0	0.0	0.0	0.0	0.0	0.0	0.0	0.0	0.0	0.0	0.0	0.0	0.0	0.0	0.0	0.0	0.0	0.0	0.0	0.0	0.0
90	0.0	0.0	0.0	0.0	0.0	0.0	0.0	0.0	0.0	0.0	0.0	0.0	0.0	0.0	0.0	0.0	0.0	0.0	0.0	0.0	0.0	
																				Flux(T)	Flux(E)	
																				1227	1166	

C Plane (°):0.0-360.0: 30.0
 Test Lab:
 Test Type: TYPE C
 Temperature:
 Operator:

Gamma Plane (°):0.0-180.0:1.0
 Test Device: GPM-1800B
 Distance: 11.655 m [K=1.0000]
 Humidity:
 Inspector:

The Average Illuminance Effective Figure



C Plane (°):0.0-360.0: 30.0
 Test Lab:
 Test Type: TYPE C
 Temperature:
 Operator:

Gamma Plane (°):0.0-180.0:1.0
 Test Device: GPM-1800B
 Distance: 11.655 m [K=1.0000]
 Humidity:
 Inspector:

UGR Table

Room dimensions	Viewed crosswise					Viewed endwise				
Reflectance:										
Ceiling (cavity)	0.7	0.7	0.5	0.5	0.3	0.7	0.7	0.5	0.5	0.3
Wall	0.5	0.3	0.5	0.3	0.3	0.5	0.3	0.5	0.3	0.3
Reference plane	0.2	0.2	0.2	0.2	0.2	0.2	0.2	0.2	0.2	0.2
X=2H Y=2H	1.\$	1.\$	1.\$	1.\$	1.\$	1.\$	1.\$	1.\$	1.\$	1.\$
3H	1.\$	1.\$	1.\$	1.\$	1.\$	1.\$	1.\$	1.\$	1.\$	1.\$
4H	1.\$	1.\$	1.\$	1.\$	1.\$	1.\$	1.\$	1.\$	1.\$	1.\$
6H	-1.\$	-1.\$	-1.\$	-1.\$	-1.\$	1.\$	1.\$	1.\$	1.\$	1.\$
8H	-1.\$	-1.\$	-1.\$	-1.\$	-1.\$	1.\$	1.\$	1.\$	1.\$	1.\$
12H	-1.\$	-1.\$	-1.\$	-1.\$	-1.\$	1.\$	1.\$	1.\$	1.\$	1.\$
X=4H Y=2H	1.\$	1.\$	1.\$	1.\$	1.\$	1.\$	1.\$	1.\$	1.\$	1.\$
3H	-1.\$	-1.\$	-1.\$	-1.\$	-1.\$	1.\$	1.\$	1.\$	1.\$	1.\$
4H	-1.\$	-1.\$	-1.\$	-1.\$	-1.\$	1.\$	1.\$	1.\$	1.\$	1.\$
6H	-1.\$	-1.\$	-1.\$	-1.\$	-1.\$	1.\$	1.\$	1.\$	1.\$	1.\$
8H	-1.\$	-1.\$	-1.\$	-1.\$	-1.\$	1.\$	1.\$	1.\$	1.\$	1.\$
12H	-1.\$	-1.\$	-1.\$	-1.\$	-1.\$	1.\$	1.\$	1.\$	1.\$	1.\$
X=8H Y=4H	-1.\$	-1.\$	-1.\$	-1.\$	-1.\$	1.\$	1.\$	1.\$	1.\$	1.\$
6H	-1.\$	-1.\$	-1.\$	-1.\$	-1.\$	1.\$	1.\$	1.\$	1.\$	1.\$
8H	-1.\$	-1.\$	-1.\$	-1.\$	-1.\$	1.\$	1.\$	1.\$	1.\$	1.\$
12H	-1.\$	-1.\$	-1.\$	-1.\$	-1.\$	1.\$	1.\$	1.\$	1.\$	1.\$
X=12H Y=4H	-1.\$	-1.\$	-1.\$	-1.\$	-1.\$	1.\$	1.\$	1.\$	1.\$	1.\$
6H	-1.\$	-1.\$	-1.\$	-1.\$	-1.\$	1.\$	1.\$	1.\$	1.\$	1.\$
8H	-1.\$	-1.\$	-1.\$	-1.\$	-1.\$	1.\$	1.\$	1.\$	1.\$	1.\$

Calculate in accordance with CIE 190:2010 The table is revised with 1231lm ($8\log(F/F_0) = 0.7$).

C Plane (°):0.0-360.0: 30.0
 Test Lab:
 Test Type: TYPE C
 Temperature:
 Operator:

Gamma Plane (°):0.0-180.0:1.0
 Test Device: GPM-1800B
 Distance: 11.655 m [K=1.0000]
 Humidity:
 Inspector:

FLUX DISTRIBUTION TABLE BASED ON THE IESNA LUMINAIRE CLASSIFICATION SYSTEM



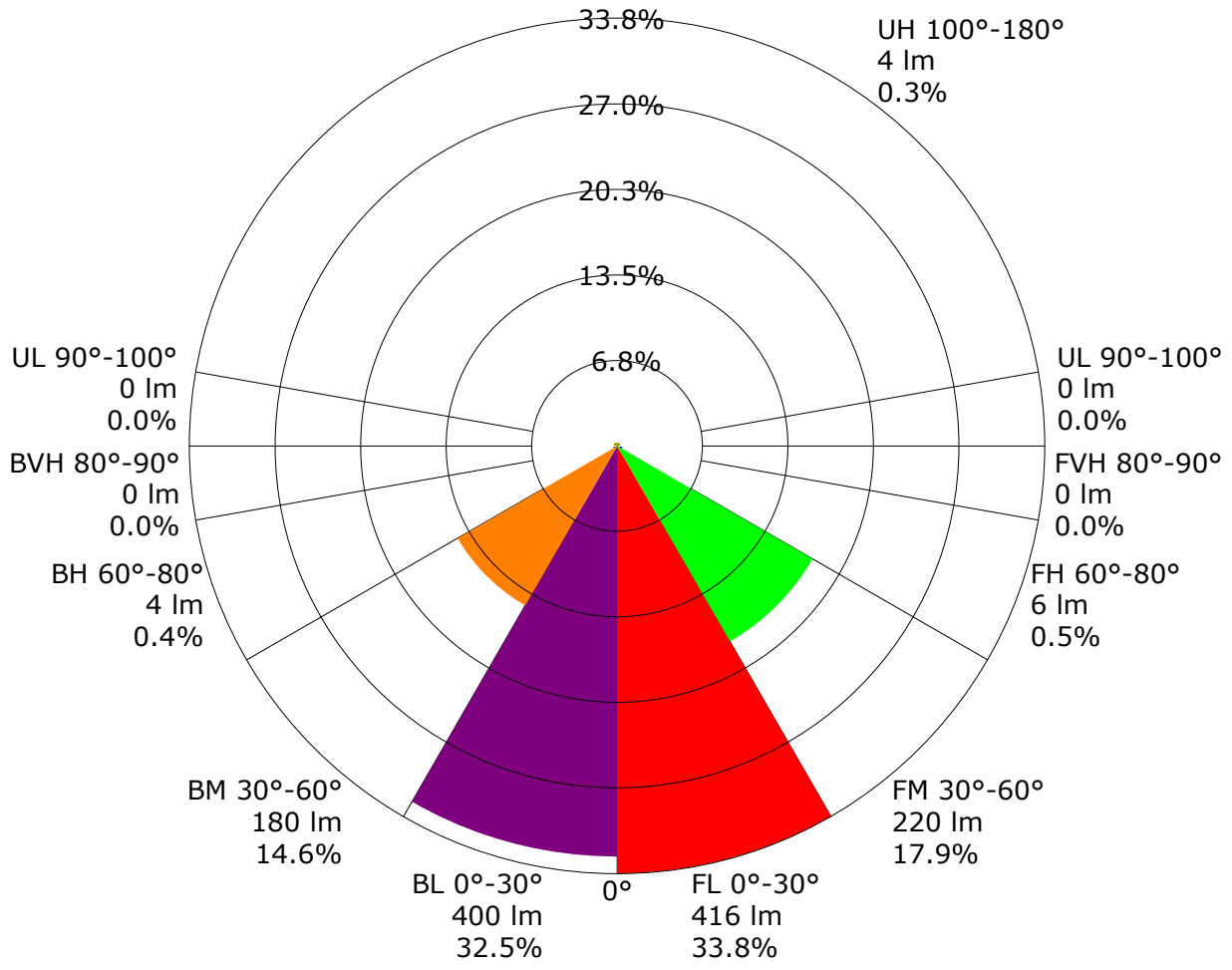
ZONE	LUMENS	% LAMP LUMENS
FORWARD LIGHT	643	52.2
FL (0°-30°)	416	33.8
FM (30°-60°)	220	17.9
FH (60°-80°)	6	0.5
FVH (80°-90°)	0	0.0
BACK LIGHT	584	47.5
BL (0°-30°)	400	32.5
BM (30°-60°)	180	14.6
BH (60°-80°)	4	0.4
BVH (80°-90°)	0	0.0
UP LIGHT	4	0.3
UL (90°-100°)	0	0.0
UH (100°-180°)	4	0.3
TRAPPED LIGHT	NA	NA

BUG(Backlight,Uplight,Glare) Rating Base On TM-15-07	
Asymmetrical Luminaire Types (Type I,II,III,IV)	B1 U1 G0
Quadrilateral Symmetrical Luminaire Types (Type V,Area Light)	B1 U1 G0

C Plane (°):0.0-360.0: 30.0
 Test Lab:
 Test Type: TYPE C
 Temperature:
 Operator:

Gamma Plane (°):0.0-180.0:1.0
 Test Device: GPM-1800B
 Distance: 11.655 m [K=1.0000]
 Humidity:
 Inspector:

LCS Graph



Back Light

Forward Light

Scale= MAX LCS%

Trapped Light:NA,NA

C Plane (°):0.0-360.0: 30.0

Test Lab:

Test Type: TYPE C

Temperature:

Operator:

Gamma Plane (°):0.0-180.0:1.0

Test Device: GPM-1800B

Distance: 11.655 m [K=1.0000]

Humidity:

Inspector:

Utilisation Factor Table(Floor cavity)

Utilisation Factors UF(F)			SHR NOM = 0.75									
Room Reflectance			Room Index(RI)									
Ceiling	Wall	Floor	0.75	1.00	1.25	1.50	2.00	2.50	3.00	4.00	5.00	
0.70	0.50	0.20	0.79	0.87	0.93	0.96	1.01	1.04	1.06	1.09	1.10	
	0.30		0.74	0.82	0.88	0.92	0.97	1.01	1.03	1.06	1.08	
	0.20		0.70	0.79	0.84	0.88	0.94	0.98	1.00	1.04	1.06	
0.50	0.50	0.20	0.78	0.86	0.90	0.94	0.98	1.01	1.03	1.05	1.06	
	0.30		0.73	0.81	0.86	0.90	0.95	0.98	1.00	1.03	1.05	
	0.20		0.70	0.78	0.83	0.87	0.92	0.96	0.98	1.01	1.03	
0.30	0.50	0.20	0.77	0.84	0.88	0.91	0.95	0.98	0.99	1.01	1.02	
	0.30		0.73	0.80	0.85	0.88	0.93	0.95	0.97	1.00	1.01	
	0.20		0.70	0.77	0.82	0.86	0.91	0.93	0.96	0.98	1.00	
0.00	0.00	0.00	0.68	0.75	0.80	0.83	0.87	0.90	0.92	0.94	0.95	
<p>Rating:16W Photometrically tested without ceiling board. Multiply UF values by service correction factors Calculate in accordance with CIBSE Technical Memorandum NO.5 1980</p>												

C Plane (°):0.0-360.0: 30.0
 Test Lab:
 Test Type: TYPE C
 Temperature:
 Operator:

Gamma Plane (°):0.0-180.0:1.0
 Test Device: GPM-1800B
 Distance: 11.655 m [K=1.0000]
 Humidity:
 Inspector:

Utilisation Factor Table(Wall)

Utilisation Factors UF(W)			SHR NOM = 0.75								
Room Reflectance			Room Index(RI)								
Ceiling	Wall	Floor	0.75	1.00	1.25	1.50	2.00	2.50	3.00	4.00	5.00
0.70	0.50	0.20	0.67	0.53	0.44	0.38	0.30	0.24	0.21	0.16	0.13
	0.30		0.56	0.45	0.39	0.33	0.27	0.22	0.19	0.15	0.12
	0.20		0.48	0.40	0.34	0.30	0.24	0.21	0.18	0.14	0.12
0.50	0.50	0.20	0.64	0.50	0.42	0.36	0.28	0.27	0.19	0.15	0.12
	0.30		0.54	0.44	0.37	0.32	0.25	0.21	0.18	0.14	0.11
	0.20		0.47	0.39	0.33	0.29	0.23	0.19	0.17	0.13	0.11
0.30	0.50	0.20	0.61	0.48	0.39	0.33	0.26	0.21	0.18	0.13	0.11
	0.30		0.52	0.42	0.35	0.30	0.24	0.20	0.17	0.13	0.10
	0.20		0.46	0.38	0.32	0.28	0.22	0.18	0.16	0.12	0.10
0.00	0.00	0.00	0.33	0.26	0.21	0.18	0.13	0.11	0.09	0.07	0.06
<p>Rating:16W Photometrically tested without ceiling board. Multiply UF values by service correction factors Calculate in accordance with CIBSE Technical Memorandum NO.5 1980</p>											

C Plane (°):0.0-360.0: 30.0
 Test Lab:
 Test Type: TYPE C
 Temperature:
 Operator:

Gamma Plane (°):0.0-180.0:1.0
 Test Device: GPM-1800B
 Distance: 11.655 m [K=1.0000]
 Humidity:
 Inspector:

Utilisation Factor Table(Ceiling cavity)

Utilisation Factors UF(C)			SHR NOM = 0.75								
Room Reflectance			Room Index(RI)								
Ceiling	Wall	Floor	0.75	1.00	1.25	1.50	2.00	2.50	3.00	4.00	5.00
0.70	0.50	0.20	0.14	0.15	0.16	0.17	0.19	0.19	0.20	0.21	0.21
	0.30		0.09	0.11	0.13	0.14	0.16	0.17	0.18	0.19	0.20
	0.20		0.06	0.08	0.10	0.11	0.13	0.15	0.16	0.17	0.18
0.50	0.50	0.20	0.13	0.15	0.16	0.17	0.18	0.19	0.19	0.20	0.20
	0.30		0.09	0.11	0.12	0.13	0.15	0.16	0.17	0.18	0.19
	0.20		0.06	0.08	0.10	0.11	0.13	0.14	0.15	0.17	0.18
0.30	0.50	0.20	0.13	0.14	0.15	0.16	0.17	0.18	0.18	0.19	0.20
	0.30		0.09	0.11	0.12	0.13	0.15	0.16	0.17	0.18	0.18
	0.20		0.06	0.08	0.09	0.11	0.13	0.14	0.15	0.16	0.17
0.00	0.00	0.00	0.00	0.00	0.00	0.00	0.00	0.00	0.00	0.00	0.00

Rating:16W Photometrically tested without ceiling board.
 Multiply UF values by service correction factors
 Calculate in accordance with CIBSE Technical Memorandum NO.5 1980

C Plane (°):0.0-360.0: 30.0
 Test Lab:
 Test Type: TYPE C
 Temperature:
 Operator:

Gamma Plane (°):0.0-180.0:1.0
 Test Device: GPM-1800B
 Distance: 11.655 m [K=1.0000]
 Humidity:
 Inspector:

Zonal Lumen

Gamma [°]	I _{mean} [cd]	Zonal Flux [lm]	Sum Zonal Flux [lm]	Rel Zonal Flux [%]	Sum Rel Zonal Flux [%]
0.0-1.0	1298.9	1.2	1.2	0.10	0.10
1.0-2.0	1296.6	3.7	5.0	0.30	0.40
2.0-3.0	1292.1	6.2	11.1	0.50	0.91
3.0-4.0	1286.5	8.6	19.8	0.70	1.60
4.0-5.0	1280.4	11.0	30.8	0.89	2.50
5.0-6.0	1273.7	13.4	44.2	1.09	3.59
6.0-7.0	1266.5	15.7	59.9	1.28	4.86
7.0-8.0	1258.1	18.0	77.9	1.46	6.33
8.0-9.0	1248.0	20.2	98.1	1.64	7.97
9.0-10.0	1236.5	22.4	120.5	1.82	9.79
10.0-11.0	1224.4	24.5	145.0	1.99	11.78
11.0-12.0	1211.1	26.5	171.4	2.15	13.93
12.0-13.0	1196.7	28.4	199.8	2.31	16.23
13.0-14.0	1181.0	30.2	230.1	2.46	18.69
14.0-15.0	1163.6	32.0	262.0	2.60	21.28
15.0-16.0	1144.1	33.5	295.6	2.72	24.01
16.0-17.0	1122.2	35.0	330.5	2.84	26.85
17.0-18.0	1097.3	36.2	366.7	2.94	29.79
18.0-19.0	1069.3	37.2	403.9	3.02	32.81
19.0-20.0	1037.8	38.0	441.9	3.09	35.89
20.0-21.0	1001.9	38.5	480.4	3.13	39.02
21.0-22.0	963.8	38.7	519.1	3.15	42.16
22.0-23.0	926.6	38.9	558.0	3.16	45.32
23.0-24.0	890.8	39.0	596.9	3.16	48.49
24.0-25.0	854.8	38.9	635.8	3.16	51.64
25.0-26.0	816.3	38.5	674.4	3.13	54.77
26.0-27.0	769.8	37.7	712.0	3.06	57.83
27.0-28.0	716.4	36.3	748.3	2.95	60.78
28.0-29.0	663.4	34.7	783.0	2.82	63.60
29.0-30.0	611.7	33.0	816.0	2.68	66.28
30.0-31.0	562.6	31.3	847.4	2.54	68.83
31.0-32.0	519.8	29.8	877.1	2.42	71.25
32.0-33.0	482.3	28.4	905.6	2.31	73.55
33.0-34.0	446.4	27.0	932.6	2.19	75.75
34.0-35.0	410.9	25.5	958.1	2.07	77.82
35.0-36.0	377.3	24.0	982.1	1.95	79.77

C Plane (°):0.0-360.0: 30.0
 Test Lab:
 Test Type: TYPE C
 Temperature:
 Operator:

Gamma Plane (°):0.0-180.0:1.0
 Test Device: GPM-1800B
 Distance: 11.655 m [K=1.0000]
 Humidity:
 Inspector:

Zonal Lumen (Continue 1)

Gamma [°]	I _{mean} [cd]	Zonal Flux [lm]	Sum Zonal Flux [lm]	Rel Zonal Flux [%]	Sum Rel Zonal Flux [%]
36.0-37.0	344.9	22.5	1004.6	1.83	81.60
37.0-38.0	314.8	21.0	1025.6	1.71	83.31
38.0-39.0	286.4	19.6	1045.2	1.59	84.90
39.0-40.0	258.6	18.0	1063.2	1.47	86.36
40.0-41.0	232.7	16.6	1079.8	1.35	87.71
41.0-42.0	208.6	15.2	1095.0	1.23	88.94
42.0-43.0	187.1	13.9	1108.8	1.13	90.06
43.0-44.0	168.5	12.7	1121.5	1.03	91.10
44.0-45.0	151.0	11.6	1133.1	0.94	92.04
45.0-46.0	134.8	10.5	1143.7	0.86	92.90
46.0-47.0	120.4	9.6	1153.3	0.78	93.67
47.0-48.0	106.9	8.6	1161.9	0.70	94.38
48.0-49.0	94.7	7.8	1169.7	0.63	95.01
49.0-50.0	83.9	7.0	1176.7	0.57	95.58
50.0-51.0	74.5	6.3	1183.0	0.51	96.09
51.0-52.0	66.1	5.7	1188.7	0.46	96.55
52.0-53.0	58.3	5.1	1193.7	0.41	96.96
53.0-54.0	51.3	4.5	1198.3	0.37	97.33
54.0-55.0	45.0	4.0	1202.3	0.33	97.65
55.0-56.0	39.1	3.5	1205.8	0.29	97.94
56.0-57.0	33.8	3.1	1208.9	0.25	98.19
57.0-58.0	29.2	2.7	1211.6	0.22	98.41
58.0-59.0	24.9	2.3	1213.9	0.19	98.60
59.0-60.0	20.9	2.0	1215.9	0.16	98.76
60.0-61.0	17.7	1.7	1217.6	0.14	98.90
61.0-62.0	14.7	1.4	1219.0	0.12	99.01
62.0-63.0	12.3	1.2	1220.2	0.10	99.11
63.0-64.0	10.4	1.0	1221.2	0.08	99.20
64.0-65.0	8.8	0.9	1222.1	0.07	99.27
65.0-66.0	7.2	0.7	1222.8	0.06	99.32
66.0-67.0	5.9	0.6	1223.4	0.05	99.37
67.0-68.0	4.8	0.5	1223.9	0.04	99.41
68.0-69.0	3.9	0.4	1224.3	0.03	99.44
69.0-70.0	3.2	0.3	1224.6	0.03	99.47
70.0-71.0	2.7	0.3	1224.9	0.02	99.49
71.0-72.0	2.3	0.2	1225.2	0.02	99.51

C Plane (°):0.0-360.0: 30.0
 Test Lab:
 Test Type: TYPE C
 Temperature:
 Operator:

Gamma Plane (°):0.0-180.0:1.0
 Test Device: GPM-1800B
 Distance: 11.655 m [K=1.0000]
 Humidity:
 Inspector:

Zonal Lumen (Continue 2)

Gamma [°]	I _{mean} [cd]	Zonal Flux [lm]	Sum Zonal Flux [lm]	Rel Zonal Flux [%]	Sum Rel Zonal Flux [%]
72.0-73.0	2.0	0.2	1225.4	0.02	99.53
73.0-74.0	1.7	0.2	1225.6	0.01	99.55
74.0-75.0	1.6	0.2	1225.7	0.01	99.56
75.0-76.0	1.5	0.2	1225.9	0.01	99.57
76.0-77.0	1.3	0.1	1226.0	0.01	99.58
77.0-78.0	1.2	0.1	1226.2	0.01	99.59
78.0-79.0	1.1	0.1	1226.3	0.01	99.60
79.0-80.0	1.1	0.1	1226.4	0.01	99.61
80.0-81.0	1.0	0.1	1226.5	0.01	99.62
81.0-82.0	0.9	0.1	1226.6	0.01	99.63
82.0-83.0	0.8	0.1	1226.7	0.01	99.64
83.0-84.0	0.8	0.1	1226.8	0.01	99.64
84.0-85.0	0.7	0.1	1226.8	0.01	99.65
85.0-86.0	0.7	0.1	1226.9	0.01	99.66
86.0-87.0	0.6	0.1	1227.0	0.01	99.66
87.0-88.0	0.5	0.1	1227.0	0.00	99.67
88.0-89.0	0.5	0.1	1227.1	0.00	99.67
89.0-90.0	0.4	0.0	1227.1	0.00	99.67
90.0-91.0	0.4	0.0	1227.2	0.00	99.68
91.0-92.0	0.4	0.0	1227.2	0.00	99.68
92.0-93.0	0.3	0.0	1227.3	0.00	99.68
93.0-94.0	0.2	0.0	1227.3	0.00	99.69
94.0-95.0	0.2	0.0	1227.3	0.00	99.69
95.0-96.0	0.2	0.0	1227.3	0.00	99.69
96.0-97.0	0.1	0.0	1227.3	0.00	99.69
97.0-98.0	0.1	0.0	1227.4	0.00	99.69
98.0-99.0	0.0	0.0	1227.4	0.00	99.69
99.0-100.0	0.0	0.0	1227.4	0.00	99.69
100.0-101.0	0.0	0.0	1227.4	0.00	99.69
101.0-102.0	0.0	0.0	1227.4	0.00	99.69
102.0-103.0	0.0	0.0	1227.4	0.00	99.69
103.0-104.0	0.0	0.0	1227.4	0.00	99.69
104.0-105.0	0.0	0.0	1227.4	0.00	99.69
105.0-106.0	0.0	0.0	1227.4	0.00	99.69
106.0-107.0	0.0	0.0	1227.4	0.00	99.69
107.0-108.0	0.0	0.0	1227.4	0.00	99.69

C Plane (°):0.0-360.0: 30.0
 Test Lab:
 Test Type: TYPE C
 Temperature:
 Operator:

Gamma Plane (°):0.0-180.0:1.0
 Test Device: GPM-1800B
 Distance: 11.655 m [K=1.0000]
 Humidity:
 Inspector:

Zonal Lumen (Continue 3)

Gamma [°]	I _{mean} [cd]	Zonal Flux [lm]	Sum Zonal Flux [lm]	Rel Zonal Flux [%]	Sum Rel Zonal Flux [%]
108.0-109.0	0.0	0.0	1227.4	0.00	99.69
109.0-110.0	0.0	0.0	1227.4	0.00	99.69
110.0-111.0	0.0	0.0	1227.4	0.00	99.69
111.0-112.0	0.0	0.0	1227.4	0.00	99.69
112.0-113.0	0.0	0.0	1227.4	0.00	99.69
113.0-114.0	0.0	0.0	1227.4	0.00	99.69
114.0-115.0	0.0	0.0	1227.4	0.00	99.69
115.0-116.0	0.0	0.0	1227.4	0.00	99.69
116.0-117.0	0.0	0.0	1227.4	0.00	99.69
117.0-118.0	0.0	0.0	1227.4	0.00	99.69
118.0-119.0	0.0	0.0	1227.4	0.00	99.69
119.0-120.0	0.0	0.0	1227.4	0.00	99.69
120.0-121.0	0.0	0.0	1227.4	0.00	99.69
121.0-122.0	0.0	0.0	1227.4	0.00	99.69
122.0-123.0	0.0	0.0	1227.4	0.00	99.69
123.0-124.0	0.0	0.0	1227.4	0.00	99.69
124.0-125.0	0.0	0.0	1227.4	0.00	99.69
125.0-126.0	0.0	0.0	1227.4	0.00	99.69
126.0-127.0	0.0	0.0	1227.4	0.00	99.69
127.0-128.0	0.0	0.0	1227.4	0.00	99.69
128.0-129.0	0.0	0.0	1227.4	0.00	99.69
129.0-130.0	0.0	0.0	1227.4	0.00	99.69
130.0-131.0	0.0	0.0	1227.4	0.00	99.69
131.0-132.0	0.0	0.0	1227.4	0.00	99.69
132.0-133.0	0.1	0.0	1227.4	0.00	99.69
133.0-134.0	0.2	0.0	1227.4	0.00	99.69
134.0-135.0	0.3	0.0	1227.4	0.00	99.70
135.0-136.0	0.3	0.0	1227.4	0.00	99.70
136.0-137.0	0.4	0.0	1227.5	0.00	99.70
137.0-138.0	0.5	0.0	1227.5	0.00	99.70
138.0-139.0	0.6	0.0	1227.5	0.00	99.71
139.0-140.0	0.7	0.0	1227.6	0.00	99.71
140.0-141.0	0.8	0.1	1227.6	0.00	99.72
141.0-142.0	0.9	0.1	1227.7	0.01	99.72
142.0-143.0	1.0	0.1	1227.8	0.01	99.73
143.0-144.0	1.1	0.1	1227.8	0.01	99.73

C Plane (°):0.0-360.0: 30.0
 Test Lab:
 Test Type: TYPE C
 Temperature:
 Operator:

Gamma Plane (°):0.0-180.0:1.0
 Test Device: GPM-1800B
 Distance: 11.655 m [K=1.0000]
 Humidity:
 Inspector:

Zonal Lumen (Continue 4)

Gamma [°]	I _{mean} [cd]	Zonal Flux [lm]	Sum Zonal Flux [lm]	Rel Zonal Flux [%]	Sum Rel Zonal Flux [%]
144.0-145.0	1.3	0.1	1227.9	0.01	99.74
145.0-146.0	1.5	0.1	1228.0	0.01	99.75
146.0-147.0	1.6	0.1	1228.1	0.01	99.75
147.0-148.0	1.7	0.1	1228.2	0.01	99.76
148.0-149.0	1.9	0.1	1228.3	0.01	99.77
149.0-150.0	2.1	0.1	1228.4	0.01	99.78
150.0-151.0	2.2	0.1	1228.6	0.01	99.79
151.0-152.0	2.3	0.1	1228.7	0.01	99.80
152.0-153.0	2.4	0.1	1228.8	0.01	99.81
153.0-154.0	2.5	0.1	1228.9	0.01	99.82
154.0-155.0	2.6	0.1	1229.1	0.01	99.83
155.0-156.0	2.7	0.1	1229.2	0.01	99.84
156.0-157.0	2.8	0.1	1229.3	0.01	99.85
157.0-158.0	3.0	0.1	1229.4	0.01	99.86
158.0-159.0	3.1	0.1	1229.6	0.01	99.87
159.0-160.0	3.2	0.1	1229.7	0.01	99.88
160.0-161.0	3.3	0.1	1229.8	0.01	99.89
161.0-162.0	3.4	0.1	1229.9	0.01	99.90
162.0-163.0	3.5	0.1	1230.0	0.01	99.91
163.0-164.0	3.6	0.1	1230.1	0.01	99.92
164.0-165.0	3.7	0.1	1230.3	0.01	99.93
165.0-166.0	3.8	0.1	1230.4	0.01	99.94
166.0-167.0	3.9	0.1	1230.5	0.01	99.94
167.0-168.0	4.0	0.1	1230.6	0.01	99.95
168.0-169.0	4.1	0.1	1230.6	0.01	99.96
169.0-170.0	4.2	0.1	1230.7	0.01	99.97
170.0-171.0	4.3	0.1	1230.8	0.01	99.97
171.0-172.0	4.3	0.1	1230.9	0.01	99.98
172.0-173.0	4.4	0.1	1230.9	0.01	99.98
173.0-174.0	4.5	0.1	1231.0	0.00	99.99
174.0-175.0	4.5	0.0	1231.0	0.00	99.99
175.0-176.0	4.6	0.0	1231.1	0.00	99.99
176.0-177.0	4.7	0.0	1231.1	0.00	100.00
177.0-178.0	4.7	0.0	1231.1	0.00	100.00
178.0-179.0	4.7	0.0	1231.1	0.00	100.00
179.0-180.0	4.7	0.0	1231.2	0.00	100.00

C Plane (°):0.0-360.0: 30.0
 Test Lab:
 Test Type: TYPE C
 Temperature:
 Operator:

Gamma Plane (°):0.0-180.0:1.0
 Test Device: GPM-1800B
 Distance: 11.655 m [K=1.0000]
 Humidity:
 Inspector:

Zonal Lumen (Continue 5)

cone flux(90°): 1133.15 lm

%lum = 92.0%

%lamp = 92.0%

cone flux(120°): 1215.91 lm

%lum = 98.8%

%lamp = 98.8%

C Plane (°):0.0-360.0: 30.0

Test Lab:

Test Type: TYPE C

Temperature:

Operator:

Gamma Plane (°):0.0-180.0:1.0

Test Device: GPM-1800B

Distance: 11.655 m [K=1.0000]

Humidity:

Inspector:

Candlepower Table

Unit: cd

G\C	C0.0	C30.0	C60.0	C90.0	C120.0	C150.0	C180.0	C210.0	C240.0	C270.0
G0.0	1299.9	1301.6	1301.9	1299.2	1298.4	1297.1	1299.9	1301.6	1301.9	1299.2
G1.0	1301.2	1300.5	1300.2	1299.3	1297.3	1295.3	1297.9	1296.2	1297.4	1297.6
G2.0	1300.5	1297.5	1297.8	1295.0	1294.5	1291.7	1294.9	1291.1	1293.1	1294.2
G3.0	1294.5	1293.5	1292.4	1290.4	1290.8	1286.2	1285.9	1284.4	1285.8	1287.2
G4.0	1290.6	1289.2	1289.2	1285.6	1284.5	1280.8	1279.3	1275.6	1281.0	1281.8
G5.0	1285.4	1283.1	1284.9	1279.0	1275.8	1273.3	1271.5	1270.4	1274.4	1274.9
G6.0	1279.2	1279.2	1278.8	1272.7	1267.6	1266.1	1265.2	1262.7	1264.7	1267.9
G7.0	1271.7	1271.5	1274.3	1264.1	1257.9	1256.9	1258.6	1254.7	1259.9	1258.7
G8.0	1264.6	1261.9	1259.8	1254.4	1245.7	1247.3	1249.5	1246.4	1251.2	1251.0
G9.0	1251.3	1250.9	1247.1	1242.3	1233.7	1234.9	1239.4	1236.9	1240.3	1243.3
G10.0	1240.5	1237.6	1234.7	1227.3	1220.7	1221.9	1226.7	1224.0	1230.6	1234.4
G11.0	1227.1	1227.0	1221.2	1216.3	1207.2	1207.1	1213.0	1213.7	1219.5	1224.0
G12.0	1213.9	1212.5	1206.6	1200.8	1192.4	1190.9	1197.6	1199.2	1205.6	1211.8
G13.0	1198.7	1194.7	1191.7	1187.7	1179.5	1175.5	1182.2	1184.4	1190.7	1197.8
G14.0	1185.2	1178.6	1176.1	1168.6	1161.6	1157.9	1164.8	1168.2	1175.6	1181.2
G15.0	1166.0	1162.3	1156.4	1151.6	1143.6	1140.4	1144.8	1149.8	1153.7	1165.6
G16.0	1148.6	1144.4	1141.7	1132.5	1125.1	1119.2	1127.4	1123.0	1124.0	1134.8
G17.0	1131.4	1126.6	1121.8	1114.4	1105.5	1100.5	1108.3	1089.6	1089.3	1105.0
G18.0	1112.1	1107.5	1098.8	1093.0	1085.2	1083.3	1085.6	1054.8	1047.3	1060.5
G19.0	1090.8	1087.7	1081.9	1075.2	1066.0	1064.6	1057.7	1014.3	997.8	1013.9
G20.0	1069.6	1067.7	1060.8	1055.6	1046.2	1044.6	1026.9	961.1	939.2	956.6
G21.0	1049.5	1044.9	1038.5	1034.1	1024.9	1022.3	991.2	900.1	873.4	889.8
G22.0	1023.0	1024.6	1018.0	1014.4	1001.3	1000.7	948.5	842.8	821.8	828.4
G23.0	995.8	1003.0	995.6	992.2	980.7	977.3	904.7	793.9	778.4	779.8
G24.0	963.6	980.6	974.6	969.2	958.4	950.7	852.6	747.0	738.2	739.6
G25.0	927.5	959.3	950.4	944.0	933.9	921.1	803.9	709.0	691.0	698.7
G26.0	888.3	938.3	927.8	918.3	907.3	890.2	756.5	673.3	596.1	644.4
G27.0	842.6	914.3	903.8	893.1	878.8	855.2	715.7	611.7	484.7	533.7
G28.0	790.1	888.7	878.9	863.2	851.0	809.9	673.1	539.2	386.0	428.3
G29.0	743.9	859.4	849.2	835.5	820.6	765.8	637.3	464.2	297.0	331.4
G30.0	697.1	822.8	821.2	804.7	788.9	724.6	605.1	376.9	238.7	261.8
G31.0	656.4	787.1	795.5	773.6	753.8	682.7	572.3	289.2	213.0	208.4
G32.0	616.9	746.1	764.9	742.3	723.7	639.8	509.4	237.8	194.3	185.7
G33.0	582.1	704.3	736.2	707.5	691.8	598.9	450.5	210.2	176.4	167.8
G34.0	551.2	656.0	700.9	674.5	656.6	563.9	387.5	189.3	153.1	148.2
G35.0	512.5	611.3	668.0	641.9	623.6	527.8	322.7	173.5	127.3	125.2
G36.0	467.8	569.8	636.4	609.8	588.5	494.7	265.7	153.3	101.7	102.6

C Plane (°):0.0-360.0: 30.0
 Test Lab:
 Test Type: TYPE C
 Temperature:
 Operator:

Gamma Plane (°):0.0-180.0:1.0
 Test Device: GPM-1800B
 Distance: 11.655 m [K=1.0000]
 Humidity:
 Inspector:

Candlepower Table (Continue 1)

Unit: cd

G\C	C0.0	C30.0	C60.0	C90.0	C120.0	C150.0	C180.0	C210.0	C240.0	C270.0
G37.0	407.4	528.4	603.6	575.7	551.3	461.2	219.8	135.5	80.5	82.1
G38.0	354.2	490.7	569.1	544.1	511.1	430.3	195.9	118.9	65.0	63.6
G39.0	298.2	456.3	534.9	514.5	474.5	395.4	176.5	100.2	45.1	46.3
G40.0	250.2	425.9	499.9	484.7	440.5	350.8	159.7	83.1	28.0	29.9
G41.0	214.8	398.4	465.3	454.3	406.4	301.7	143.1	65.2	20.7	18.8
G42.0	186.9	366.8	426.1	427.0	373.8	259.5	128.0	51.8	9.8	11.4
G43.0	166.9	338.4	391.0	400.0	345.7	223.2	113.7	39.0	6.1	4.7
G44.0	151.1	315.6	357.3	375.7	321.8	190.2	101.6	28.2	1.9	2.1
G45.0	136.4	275.6	322.9	347.9	293.4	161.0	89.0	21.1	1.3	0.0
G46.0	121.6	244.0	295.4	322.2	273.2	140.2	78.8	13.4	0.0	0.0
G47.0	107.8	210.9	270.6	293.5	248.2	124.5	65.1	8.9	0.0	0.0
G48.0	95.6	178.1	248.6	261.8	229.7	110.1	53.6	5.9	0.0	0.0
G49.0	84.8	150.2	225.9	234.7	207.9	97.9	44.4	4.2	0.0	0.0
G50.0	74.4	128.9	207.5	213.5	186.9	86.4	33.7	3.7	0.0	0.0
G51.0	64.0	111.7	189.9	195.7	165.0	76.2	28.0	3.4	0.0	0.0
G52.0	53.8	98.3	175.1	180.0	139.6	67.6	20.1	3.2	0.0	0.0
G53.0	44.1	87.2	157.3	165.6	117.4	58.6	16.1	2.9	0.0	0.0
G54.0	36.5	76.4	143.7	150.7	99.3	51.5	11.0	2.7	0.0	0.0
G55.0	28.3	67.4	124.2	138.2	84.3	45.1	8.2	2.5	0.0	0.0
G56.0	22.9	59.1	103.7	126.6	72.2	38.9	6.7	2.2	0.0	0.0
G57.0	17.0	50.7	87.7	114.7	62.2	32.5	5.4	2.0	0.0	0.0
G58.0	14.4	44.3	71.3	104.3	54.3	26.7	4.9	1.8	0.0	0.0
G59.0	9.8	38.3	59.3	85.8	47.1	23.0	4.3	1.5	0.0	0.0
G60.0	8.2	33.3	50.9	71.8	40.5	17.8	4.1	1.3	0.0	0.0
G61.0	6.9	28.2	43.7	57.7	34.5	15.0	3.6	1.0	0.0	0.0
G62.0	5.6	23.8	37.8	47.5	29.0	11.2	3.4	0.0	0.0	0.0
G63.0	5.1	19.8	32.3	40.2	24.4	9.3	3.0	0.0	0.0	0.0
G64.0	4.7	16.6	27.4	33.8	21.0	7.3	2.7	0.0	0.0	0.0
G65.0	4.3	13.1	23.1	28.4	17.6	5.9	2.6	0.0	0.0	0.0
G66.0	3.9	10.6	18.9	22.2	14.3	5.2	2.2	0.0	0.0	0.0
G67.0	3.6	8.1	15.7	17.7	12.2	4.3	2.0	0.0	0.0	0.0
G68.0	3.3	6.6	13.2	13.9	9.6	4.0	1.7	0.0	0.0	0.0
G69.0	2.9	4.9	10.8	10.7	7.8	3.7	1.4	0.0	0.0	0.0
G70.0	2.6	4.5	8.7	8.8	6.3	3.4	1.0	0.0	0.0	0.0
G71.0	2.4	4.0	7.0	7.3	5.4	3.3	0.0	0.0	0.0	0.0
G72.0	2.1	3.7	6.0	6.3	4.5	3.1	0.0	0.0	0.0	0.0
G73.0	1.8	3.4	4.8	5.3	4.1	2.7	0.0	0.0	0.0	0.0

C Plane (°):0.0-360.0: 30.0

Test Lab:

Test Type: TYPE C

Temperature:

Operator:

Gamma Plane (°):0.0-180.0:1.0

Test Device: GPM-1800B

Distance: 11.655 m [K=1.0000]

Humidity:

Inspector:

Candlepower Table (Continue 2)

Unit: cd

G\C	C0.0	C30.0	C60.0	C90.0	C120.0	C150.0	C180.0	C210.0	C240.0	C270.0
G74.0	1.4	3.2	4.3	4.5	3.8	2.4	0.0	0.0	0.0	0.0
G75.0	1.3	3.1	3.9	4.1	3.5	2.4	0.0	0.0	0.0	0.0
G76.0	1.1	2.8	3.5	4.0	3.5	2.0	0.0	0.0	0.0	0.0
G77.0	0.0	2.8	3.4	3.7	3.4	1.9	0.0	0.0	0.0	0.0
G78.0	0.0	2.5	3.3	3.5	3.2	1.6	0.0	0.0	0.0	0.0
G79.0	0.0	2.3	3.1	3.5	2.9	1.4	0.0	0.0	0.0	0.0
G80.0	0.0	2.0	2.8	3.1	2.8	1.2	0.0	0.0	0.0	0.0
G81.0	0.0	2.0	2.7	3.3	2.6	1.0	0.0	0.0	0.0	0.0
G82.0	0.0	1.7	2.6	3.1	2.5	0.9	0.0	0.0	0.0	0.0
G83.0	0.0	1.5	2.5	3.0	2.4	0.0	0.0	0.0	0.0	0.0
G84.0	0.0	1.4	2.3	2.9	2.2	0.0	0.0	0.0	0.0	0.0
G85.0	0.0	1.3	2.2	2.7	2.0	0.0	0.0	0.0	0.0	0.0
G86.0	0.0	1.2	2.0	2.5	1.9	0.0	0.0	0.0	0.0	0.0
G87.0	0.0	1.1	2.0	2.4	1.7	0.0	0.0	0.0	0.0	0.0
G88.0	0.0	0.0	1.9	2.2	1.7	0.0	0.0	0.0	0.0	0.0
G89.0	0.0	0.0	1.7	2.1	1.4	0.0	0.0	0.0	0.0	0.0
G90.0	0.0	0.0	1.6	2.0	1.4	0.0	0.0	0.0	0.0	0.0
G91.0	0.0	0.0	1.5	1.9	1.3	0.0	0.0	0.0	0.0	0.0
G92.0	0.0	0.0	1.4	1.6	1.0	0.0	0.0	0.0	0.0	0.0
G93.0	0.0	0.0	1.4	1.7	0.0	0.0	0.0	0.0	0.0	0.0
G94.0	0.0	0.0	1.2	1.7	0.0	0.0	0.0	0.0	0.0	0.0
G95.0	0.0	0.0	1.0	1.6	0.0	0.0	0.0	0.0	0.0	0.0
G96.0	0.0	0.0	0.0	1.3	0.0	0.0	0.0	0.0	0.0	0.0
G97.0	0.0	0.0	0.0	1.3	0.0	0.0	0.0	0.0	0.0	0.0
G98.0	0.0	0.0	0.0	1.1	0.0	0.0	0.0	0.0	0.0	0.0
G99.0	0.0	0.0	0.0	0.0	0.0	0.0	0.0	0.0	0.0	0.0
G100.0	0.0	0.0	0.0	0.0	0.0	0.0	0.0	0.0	0.0	0.0
G101.0	0.0	0.0	0.0	0.0	0.0	0.0	0.0	0.0	0.0	0.0
G102.0	0.0	0.0	0.0	0.0	0.0	0.0	0.0	0.0	0.0	0.0
G103.0	0.0	0.0	0.0	0.0	0.0	0.0	0.0	0.0	0.0	0.0
G104.0	0.0	0.0	0.0	0.0	0.0	0.0	0.0	0.0	0.0	0.0
G105.0	0.0	0.0	0.0	0.0	0.0	0.0	0.0	0.0	0.0	0.0
G106.0	0.0	0.0	0.0	0.0	0.0	0.0	0.0	0.0	0.0	0.0
G107.0	0.0	0.0	0.0	0.0	0.0	0.0	0.0	0.0	0.0	0.0
G108.0	0.0	0.0	0.0	0.0	0.0	0.0	0.0	0.0	0.0	0.0
G109.0	0.0	0.0	0.0	0.0	0.0	0.0	0.0	0.0	0.0	0.0
G110.0	0.0	0.0	0.0	0.0	0.0	0.0	0.0	0.0	0.0	0.0

C Plane (°):0.0-360.0: 30.0
 Test Lab:
 Test Type: TYPE C
 Temperature:
 Operator:

Gamma Plane (°):0.0-180.0:1.0
 Test Device: GPM-1800B
 Distance: 11.655 m [K=1.0000]
 Humidity:
 Inspector:

Candlepower Table (Continue 3)

Unit: cd

G\C	C0.0	C30.0	C60.0	C90.0	C120.0	C150.0	C180.0	C210.0	C240.0	C270.0
G111.0	0.0	0.0	0.0	0.0	0.0	0.0	0.0	0.0	0.0	0.0
G112.0	0.0	0.0	0.0	0.0	0.0	0.0	0.0	0.0	0.0	0.0
G113.0	0.0	0.0	0.0	0.0	0.0	0.0	0.0	0.0	0.0	0.0
G114.0	0.0	0.0	0.0	0.0	0.0	0.0	0.0	0.0	0.0	0.0
G115.0	0.0	0.0	0.0	0.0	0.0	0.0	0.0	0.0	0.0	0.0
G116.0	0.0	0.0	0.0	0.0	0.0	0.0	0.0	0.0	0.0	0.0
G117.0	0.0	0.0	0.0	0.0	0.0	0.0	0.0	0.0	0.0	0.0
G118.0	0.0	0.0	0.0	0.0	0.0	0.0	0.0	0.0	0.0	0.0
G119.0	0.0	0.0	0.0	0.0	0.0	0.0	0.0	0.0	0.0	0.0
G120.0	0.0	0.0	0.0	0.0	0.0	0.0	0.0	0.0	0.0	0.0
G121.0	0.0	0.0	0.0	0.0	0.0	0.0	0.0	0.0	0.0	0.0
G122.0	0.0	0.0	0.0	0.0	0.0	0.0	0.0	0.0	0.0	0.0
G123.0	0.0	0.0	0.0	0.0	0.0	0.0	0.0	0.0	0.0	0.0
G124.0	0.0	0.0	0.0	0.0	0.0	0.0	0.0	0.0	0.0	0.0
G125.0	0.0	0.0	0.0	0.0	0.0	0.0	0.0	0.0	0.0	0.0
G126.0	0.0	0.0	0.0	0.0	0.0	0.0	0.0	0.0	0.0	0.0
G127.0	0.0	0.0	0.0	0.0	0.0	0.0	0.0	0.0	0.0	0.0
G128.0	0.0	0.0	0.0	0.0	0.0	0.0	0.0	0.0	0.0	0.0
G129.0	0.0	0.0	0.0	0.0	0.0	0.0	0.0	0.0	0.0	0.0
G130.0	0.0	0.0	0.0	0.0	0.0	0.0	0.0	0.0	0.0	0.0
G131.0	0.0	0.0	0.0	0.0	0.0	0.0	0.0	0.0	0.0	0.0
G132.0	0.0	0.0	0.0	0.0	0.0	0.0	0.0	0.0	0.0	0.0
G133.0	0.0	0.0	0.0	0.0	0.0	0.0	0.0	0.9	1.0	0.9
G134.0	0.0	0.0	0.0	0.0	0.0	0.0	0.0	1.0	1.0	1.1
G135.0	0.0	0.0	0.0	0.0	0.0	0.0	0.0	1.1	1.2	1.1
G136.0	0.0	0.0	0.0	0.0	0.0	0.0	0.0	1.2	1.4	1.3
G137.0	0.0	0.0	0.0	0.0	0.0	0.0	0.0	1.4	1.6	1.4
G138.0	0.0	0.0	0.0	0.0	0.0	0.0	0.0	1.5	1.6	1.5
G139.0	0.0	0.0	0.0	0.0	0.0	0.0	0.0	1.5	1.7	1.6
G140.0	0.9	0.0	0.0	0.0	0.0	0.0	0.0	1.6	1.8	1.7
G141.0	1.0	0.0	0.0	0.0	0.0	0.0	0.9	1.7	2.0	1.8
G142.0	1.1	0.0	0.0	0.0	0.0	1.0	1.0	1.8	2.0	1.7
G143.0	1.2	0.0	0.0	0.0	0.0	1.1	1.2	1.9	2.2	2.0
G144.0	1.3	0.0	0.0	0.0	0.0	1.2	1.2	2.0	2.2	2.1
G145.0	1.4	1.0	1.0	0.0	0.0	1.3	1.3	2.2	2.3	2.2
G146.0	1.4	1.1	1.1	0.0	1.0	1.4	1.4	2.2	2.4	2.4
G147.0	1.6	1.2	1.2	0.0	1.1	1.7	1.6	2.2	2.5	2.3

C Plane (°):0.0-360.0: 30.0

Test Lab:

Test Type: TYPE C

Temperature:

Operator:

Gamma Plane (°):0.0-180.0:1.0

Test Device: GPM-1800B

Distance: 11.655 m [K=1.0000]

Humidity:

Inspector:

Candlepower Table (Continue 4)

Unit: cd

G\C	C0.0	C30.0	C60.0	C90.0	C120.0	C150.0	C180.0	C210.0	C240.0	C270.0
G148.0	1.8	1.3	1.4	1.0	1.3	1.8	1.7	2.4	2.8	2.5
G149.0	2.0	1.4	1.4	1.3	1.4	1.9	1.9	2.6	2.7	2.7
G150.0	2.1	1.5	1.4	1.3	1.7	2.0	2.0	2.6	2.9	2.7
G151.0	2.1	1.8	1.6	1.5	2.0	2.2	2.1	2.8	3.1	2.9
G152.0	2.4	1.9	1.8	1.5	2.0	2.2	2.1	2.8	3.2	3.2
G153.0	2.2	1.9	1.8	1.8	2.2	2.2	2.3	3.0	3.4	3.1
G154.0	2.3	1.8	1.9	1.7	2.2	2.5	2.4	3.2	3.4	3.3
G155.0	2.5	2.0	2.1	1.8	2.3	2.4	2.5	3.3	3.6	3.3
G156.0	2.6	2.3	2.3	2.0	2.5	2.6	2.7	3.3	3.6	3.4
G157.0	2.7	2.3	2.3	2.2	2.4	2.6	2.8	3.4	3.7	3.6
G158.0	2.9	2.4	2.7	2.4	2.8	2.8	2.9	3.5	3.9	3.7
G159.0	3.1	2.5	2.9	2.4	2.9	2.8	3.1	3.6	4.0	3.8
G160.0	3.2	2.6	2.7	2.5	3.0	2.9	3.0	3.7	3.8	3.9
G161.0	3.2	2.7	2.8	2.7	3.1	3.2	3.1	3.8	4.0	4.0
G162.0	3.3	2.8	2.9	2.7	3.3	3.4	3.3	4.1	4.0	4.2
G163.0	3.4	3.1	3.0	2.9	3.3	3.4	3.5	4.0	4.1	4.3
G164.0	3.5	3.2	3.0	2.9	3.3	3.5	3.6	4.1	4.3	4.2
G165.0	3.9	3.4	3.2	3.1	3.4	3.6	3.7	4.2	4.3	4.4
G166.0	3.9	3.3	3.5	3.2	3.6	3.9	3.8	4.3	4.5	4.3
G167.0	4.0	3.4	3.7	3.4	3.7	3.9	3.9	4.4	4.6	4.3
G168.0	4.1	3.4	3.7	3.4	3.9	3.9	4.0	4.6	4.4	4.5
G169.0	4.0	3.7	3.9	3.5	3.9	3.9	4.0	4.6	4.5	4.7
G170.0	4.3	3.8	3.8	3.7	4.0	4.2	4.2	4.7	4.5	4.8
G171.0	4.2	3.8	4.0	3.8	4.0	4.2	4.3	4.6	4.7	4.9
G172.0	4.3	4.0	4.2	3.8	4.1	4.2	4.3	4.8	4.8	4.8
G173.0	4.6	4.1	4.3	4.0	4.1	4.4	4.5	4.6	4.8	4.9
G174.0	4.6	4.2	4.5	4.1	4.3	4.3	4.5	4.7	4.8	4.8
G175.0	4.7	4.3	4.6	4.3	4.3	4.3	4.6	4.8	4.9	4.9
G176.0	4.9	4.5	4.7	4.5	4.5	4.6	4.8	4.8	4.9	5.0
G177.0	4.8	4.6	4.6	4.5	4.6	4.5	4.8	4.8	4.8	4.9
G178.0	4.8	4.6	4.8	4.4	4.6	4.6	4.8	4.8	4.7	4.9
G179.0	4.9	4.8	4.8	4.4	4.7	4.6	4.8	4.7	4.7	4.9
G180.0	4.8	4.8	4.9	4.6	4.5	4.8	4.7	4.8	4.7	4.7

C Plane (°):0.0-360.0: 30.0
 Test Lab:
 Test Type: TYPE C
 Temperature:
 Operator:

Gamma Plane (°):0.0-180.0:1.0
 Test Device: GPM-1800B
 Distance: 11.655 m [K=1.0000]
 Humidity:
 Inspector:

Candlepower Table (Continue 5)

Unit: cd

G\C	C300.0	C330.0	C360.0							
G0.0	1298.4	1297.1	1299.9							
G1.0	1297.4	1297.8	1301.2							
G2.0	1294.7	1294.9	1300.5							
G3.0	1289.2	1291.2	1294.5							
G4.0	1283.1	1283.8	1290.6							
G5.0	1275.3	1277.2	1285.4							
G6.0	1269.5	1270.1	1279.2							
G7.0	1262.3	1262.5	1271.7							
G8.0	1254.5	1254.6	1264.6							
G9.0	1244.9	1245.4	1251.3							
G10.0	1233.1	1233.9	1240.5							
G11.0	1220.8	1222.3	1227.1							
G12.0	1207.0	1209.9	1213.9							
G13.0	1193.7	1194.9	1198.7							
G14.0	1177.2	1178.5	1185.2							
G15.0	1160.6	1159.2	1166.0							
G16.0	1140.1	1144.0	1148.6							
G17.0	1111.2	1125.4	1131.4							
G18.0	1075.5	1102.3	1112.1							
G19.0	1034.5	1073.2	1090.8							
G20.0	985.1	1036.3	1069.6							
G21.0	929.5	996.9	1049.5							
G22.0	864.6	948.4	1023.0							
G23.0	806.2	894.6	995.8							
G24.0	758.0	844.1	963.6							
G25.0	715.5	785.0	927.5							
G26.0	675.2	736.9	888.3							
G27.0	595.5	693.8	842.6							
G28.0	506.7	655.3	790.1							
G29.0	424.8	623.4	743.9							
G30.0	323.9	561.8	697.1							
G31.0	248.8	493.0	656.4							
G32.0	217.2	422.9	616.9							
G33.0	199.8	348.6	582.1							
G34.0	182.5	275.4	551.2							
G35.0	158.7	231.2	512.5							
G36.0	134.5	206.1	467.8							

C Plane (°):0.0-360.0: 30.0
 Test Lab:
 Test Type: TYPE C
 Temperature:
 Operator:

Gamma Plane (°):0.0-180.0:1.0
 Test Device: GPM-1800B
 Distance: 11.655 m [K=1.0000]
 Humidity:
 Inspector:

Candlepower Table (Continue 6)

Unit: cd

G\C	C300.0	C330.0	C360.0							
G37.0	113.2	187.7	407.4							
G38.0	94.2	171.1	354.2							
G39.0	71.7	152.7	298.2							
G40.0	51.6	136.2	250.2							
G41.0	37.0	117.7	214.8							
G42.0	22.4	99.9	186.9							
G43.0	14.6	84.7	166.9							
G44.0	7.3	64.0	151.1							
G45.0	4.2	53.7	136.4							
G46.0	1.9	39.0	121.6							
G47.0	1.3	30.2	107.8							
G48.0	1.0	21.3	95.6							
G49.0	1.3	15.9	84.8							
G50.0	1.2	9.9	74.4							
G51.0	1.0	8.1	64.0							
G52.0	0.9	5.5	53.8							
G53.0	0.0	5.0	44.1							
G54.0	0.0	4.4	36.5							
G55.0	0.0	4.3	28.3							
G56.0	0.0	3.9	22.9							
G57.0	0.0	3.7	17.0							
G58.0	0.0	3.4	14.4							
G59.0	0.0	2.9	9.8							
G60.0	0.0	2.8	8.2							
G61.0	0.0	2.4	6.9							
G62.0	0.0	2.1	5.6							
G63.0	0.0	1.7	5.1							
G64.0	0.0	1.4	4.7							
G65.0	0.0	1.0	4.3							
G66.0	0.0	0.0	3.9							
G67.0	0.0	0.0	3.6							
G68.0	0.0	0.0	3.3							
G69.0	0.0	0.0	2.9							
G70.0	0.0	0.0	2.6							
G71.0	0.0	0.0	2.4							
G72.0	0.0	0.0	2.1							
G73.0	0.0	0.0	1.8							

C Plane (°):0.0-360.0: 30.0

Test Lab:

Test Type: TYPE C

Temperature:

Operator:

Gamma Plane (°):0.0-180.0:1.0

Test Device: GPM-1800B

Distance: 11.655 m [K=1.0000]

Humidity:

Inspector:

Candlepower Table (Continue 7)

Unit: cd

G\C	C300.0	C330.0	C360.0							
G74.0	0.0	0.0	1.4							
G75.0	0.0	0.0	1.3							
G76.0	0.0	0.0	1.1							
G77.0	0.0	0.0	0.0							
G78.0	0.0	0.0	0.0							
G79.0	0.0	0.0	0.0							
G80.0	0.0	0.0	0.0							
G81.0	0.0	0.0	0.0							
G82.0	0.0	0.0	0.0							
G83.0	0.0	0.0	0.0							
G84.0	0.0	0.0	0.0							
G85.0	0.0	0.0	0.0							
G86.0	0.0	0.0	0.0							
G87.0	0.0	0.0	0.0							
G88.0	0.0	0.0	0.0							
G89.0	0.0	0.0	0.0							
G90.0	0.0	0.0	0.0							
G91.0	0.0	0.0	0.0							
G92.0	0.0	0.0	0.0							
G93.0	0.0	0.0	0.0							
G94.0	0.0	0.0	0.0							
G95.0	0.0	0.0	0.0							
G96.0	0.0	0.0	0.0							
G97.0	0.0	0.0	0.0							
G98.0	0.0	0.0	0.0							
G99.0	0.0	0.0	0.0							
G100.0	0.0	0.0	0.0							
G101.0	0.0	0.0	0.0							
G102.0	0.0	0.0	0.0							
G103.0	0.0	0.0	0.0							
G104.0	0.0	0.0	0.0							
G105.0	0.0	0.0	0.0							
G106.0	0.0	0.0	0.0							
G107.0	0.0	0.0	0.0							
G108.0	0.0	0.0	0.0							
G109.0	0.0	0.0	0.0							
G110.0	0.0	0.0	0.0							

C Plane (°):0.0-360.0: 30.0

Test Lab:

Test Type: TYPE C

Temperature:

Operator:

Gamma Plane (°):0.0-180.0:1.0

Test Device: GPM-1800B

Distance: 11.655 m [K=1.0000]

Humidity:

Inspector:

Candlepower Table (Continue 8)

Unit: cd

G\C	C300.0	C330.0	C360.0							
G111.0	0.0	0.0	0.0							
G112.0	0.0	0.0	0.0							
G113.0	0.0	0.0	0.0							
G114.0	0.0	0.0	0.0							
G115.0	0.0	0.0	0.0							
G116.0	0.0	0.0	0.0							
G117.0	0.0	0.0	0.0							
G118.0	0.0	0.0	0.0							
G119.0	0.0	0.0	0.0							
G120.0	0.0	0.0	0.0							
G121.0	0.0	0.0	0.0							
G122.0	0.0	0.0	0.0							
G123.0	0.0	0.0	0.0							
G124.0	0.0	0.0	0.0							
G125.0	0.0	0.0	0.0							
G126.0	0.0	0.0	0.0							
G127.0	0.0	0.0	0.0							
G128.0	0.0	0.0	0.0							
G129.0	0.0	0.0	0.0							
G130.0	0.0	0.0	0.0							
G131.0	0.0	0.0	0.0							
G132.0	0.0	0.0	0.0							
G133.0	0.0	0.0	0.0							
G134.0	0.0	0.0	0.0							
G135.0	0.0	0.0	0.0							
G136.0	0.9	0.0	0.0							
G137.0	1.0	0.0	0.0							
G138.0	1.2	1.2	0.0							
G139.0	1.3	1.3	0.0							
G140.0	1.3	1.4	0.9							
G141.0	1.4	1.5	1.0							
G142.0	1.7	1.5	1.1							
G143.0	1.6	1.5	1.2							
G144.0	1.8	1.7	1.3							
G145.0	2.0	1.8	1.4							
G146.0	2.0	2.0	1.4							
G147.0	2.3	2.0	1.6							

C Plane (°):0.0-360.0: 30.0

Test Lab:

Test Type: TYPE C

Temperature:

Operator:

Gamma Plane (°):0.0-180.0:1.0

Test Device: GPM-1800B

Distance: 11.655 m [K=1.0000]

Humidity:

Inspector:

Candlepower Table (Continue 9)

Unit: cd

G\C	C300.0	C330.0	C360.0							
G148.0	2.3	2.1	1.8							
G149.0	2.5	2.3	2.0							
G150.0	2.6	2.6	2.1							
G151.0	2.7	2.6	2.1							
G152.0	2.9	2.7	2.4							
G153.0	3.0	2.8	2.2							
G154.0	3.1	2.8	2.3							
G155.0	3.2	3.0	2.5							
G156.0	3.2	3.2	2.6							
G157.0	3.4	3.2	2.7							
G158.0	3.4	3.5	2.9							
G159.0	3.4	3.5	3.1							
G160.0	3.5	3.6	3.2							
G161.0	3.7	3.6	3.2							
G162.0	3.9	3.7	3.3							
G163.0	3.9	3.8	3.4							
G164.0	3.9	3.9	3.5							
G165.0	4.0	4.0	3.9							
G166.0	4.1	4.1	3.9							
G167.0	4.1	4.0	4.0							
G168.0	4.3	4.2	4.1							
G169.0	4.2	4.2	4.0							
G170.0	4.4	4.4	4.3							
G171.0	4.6	4.5	4.2							
G172.0	4.4	4.4	4.3							
G173.0	4.5	4.6	4.6							
G174.0	4.5	4.4	4.6							
G175.0	4.6	4.5	4.7							
G176.0	4.4	4.6	4.9							
G177.0	4.7	4.6	4.8							
G178.0	4.6	4.6	4.8							
G179.0	4.6	4.7	4.9							
G180.0	4.5	4.8	4.8							

C Plane (°):0.0-360.0: 30.0
 Test Lab:
 Test Type: TYPE C
 Temperature:
 Operator:

Gamma Plane (°):0.0-180.0:1.0
 Test Device: GPM-1800B
 Distance: 11.655 m [K=1.0000]
 Humidity:
 Inspector:

LED Average Luminance Report

Avg.L	cd/m ²
L 0-180(65) av	1.#J
L 0-180(75) av	1.#J
L 0-180(85) av	-1.#J
L 90-270(65) av	1.#J
L 90-270(75) av	1.#J
L 90-270(85) av	1.#J
L 45(65) av	1.#J
L 45(75) av	1.#J
L 45(85) av	1.#J

Standard: GB/T 29293-2012

C Plane (°):0.0-360.0: 30.0
 Test Lab:
 Test Type: TYPE C
 Temperature:
 Operator:

Gamma Plane (°):0.0-180.0:1.0
 Test Device: GPM-1800B
 Distance: 11.655 m [K=1.0000]
 Humidity:
 Inspector: