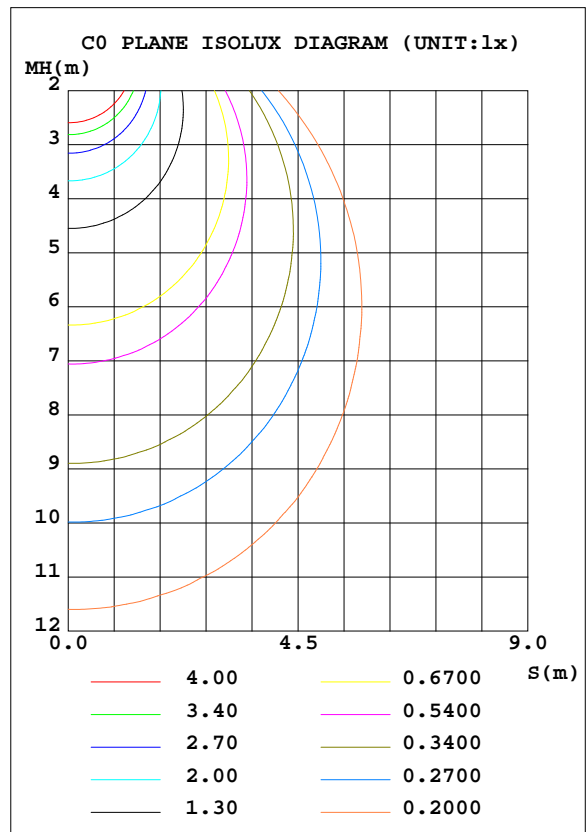
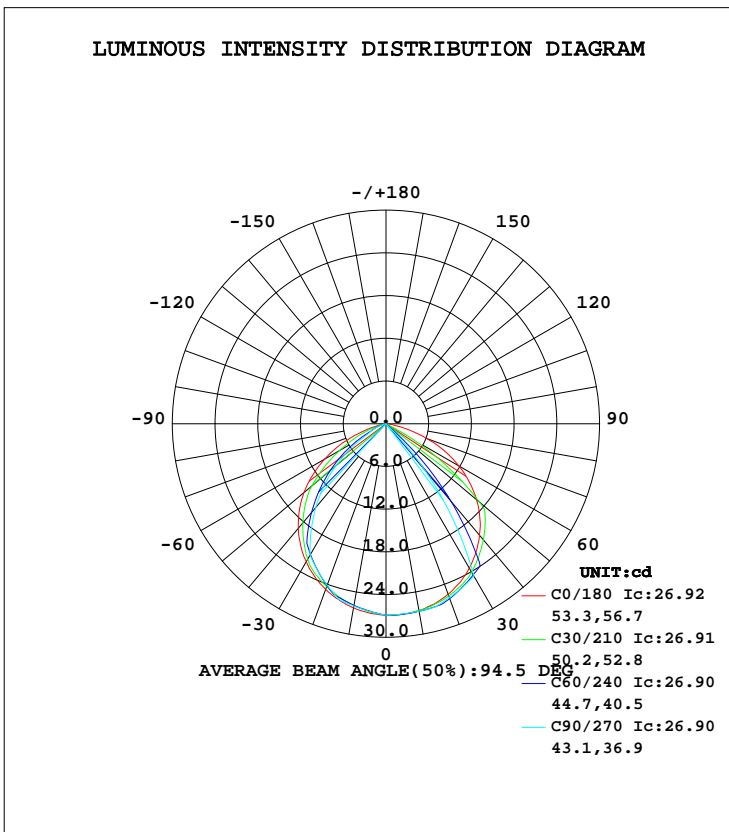


**LUMINAIRE PHOTOMETRIC TEST REPORT**

Test:U:11.95V I:0.1372A P:1.583W PF:0.9655 Lamp Flux:235x1 lm		
NAME: 490085-2W-2700K	TYPE:490085-2W-2700K	WEIGHT:
SPEC.:	DIM.:	SERIAL No.:
MFR.:	SUR.:	PROTECTION ANGLE:

DATA OF LAMP		PHOTOMETRIC DATA Eff: 81.03 lm/W			
MODEL	490085-2W-2700K	Imax(cd)	26.92	S/MH(C0/180)	1.24
NOMINAL POWER(W)	2	LOR(%)	54.6	S/MH(C90/270)	1.18
RATED VOLTAGE(V)	12	TOTAL FLUX(lm)	54.582	η UP, DN(C0-180)	0.0,25.3
NOMINAL FLUX(lm)	100	CIE CLASS	DIRECT	η UP, DN(C180-360)	0.0,29.2
LAMPS INSIDE	1	η up(%)	0.0	CIBSE SHR NOM	1.25
TEST VOLTAGE(V)	12	η down(%)	54.6	CIBSE SHR MAX	1.25



C Range: 0 - 360DEG  
 C Interval: 5.0DEG  
 Test Speed: HIGH  
 Temperature:20DEG  
 Operators:Y  
 Test Date:2023-12-28

γ Range: 0 - 90DEG  
 γ Interval: 0.5DEG  
 Test System:EVERFINE GO-2000B\_V1 SYSTEM V2.0.291  
 Humidity:65.0%  
 Test Distance:8.750m [K=1.0000]  
 Remarks:

**ZONAL FLUX DIAGRAM**

ZONAL FLUX DIAGRAM:

γ	C0	C45	C90	C135	C180	C225	C270	C315	γ	Φ zone	Φ total	lum, lamp
5	26.86	26.86	26.82	26.71	26.70	26.45	26.45	26.59	0- 5	0.6397	0.6397	1.17,0.64
10	26.65	26.72	26.73	26.43	26.25	25.88	26.00	26.18	5- 10	1.895	2.535	4.64,2.54
15	26.20	26.46	26.65	26.06	25.60	25.22	25.55	25.65	10- 15	3.098	5.633	10.3,5.63
20	25.49	26.06	26.01	25.59	24.76	24.48	24.14	25.02	15- 20	4.206	9.839	18,9.84
25	24.60	25.23	25.37	24.64	23.69	23.06	22.73	23.70	20- 25	5.160	15.00	27.5,15
30	23.39	24.24	24.73	23.55	22.38	21.43	21.33	22.17	25- 30	5.946	20.94	38.4,20.9
35	22.05	23.16	16.53	22.35	20.90	19.70	18.33	20.55	30- 35	6.410	27.35	50.1,27.4
40	20.45	21.08	8.331	20.22	19.16	17.74	15.33	18.68	35- 40	6.269	33.62	61.6,33.6
45	18.65	13.94	0.1319	13.27	17.22	14.66	12.33	15.60	40- 45	5.620	39.24	71.9,39.2
50	16.63	6.814	0.0879	6.445	15.03	11.59	9.208	12.52	45- 50	4.682	43.93	80.5,43.9
55	14.30	0.1099	0.0440	0.0727	12.58	8.588	6.083	9.431	50- 55	3.784	47.71	87.4,47.7
60	11.79	0.0670	0.0000	0.0394	9.968	5.868	2.959	6.533	55- 60	2.847	50.56	92.6,50.6
65	9.091	0.0242	0	0.0136	7.263	3.261	2.103	3.733	60- 65	1.942	52.50	96.2,52.5
70	6.099	0	0	0	4.298	1.518	1.248	1.825	65- 70	1.208	53.71	98.4,53.7
75	3.299	0	0	0	1.902	0.7789	0.3920	0.9773	70- 75	0.6232	54.33	99.5,54.3
80	1.196	0	0	0	0.3656	0.1336	0	0.2091	75- 80	0.2176	54.55	99.9,54.5
85	0.0392	0	0	0	0	0	0	0	80- 85	0.0316	54.58	100,54.6
90	0	0	0	0	0	0	0	0	85- 90	0.0004	54.58	100,54.6
95									90- 95			
100									95-100			
105									100-105			
110									105-110			
115									110-115			
120									115-120			
125									120-125			
130									125-130			
135									130-135			
140									135-140			
145									140-145			
150									145-150			
155									150-155			
160									155-160			
165									160-165			
170									165-170			
175									170-175			
180									175-180			
DEG	LUMINOUS INTENSITY:cd								UNIT:lm			

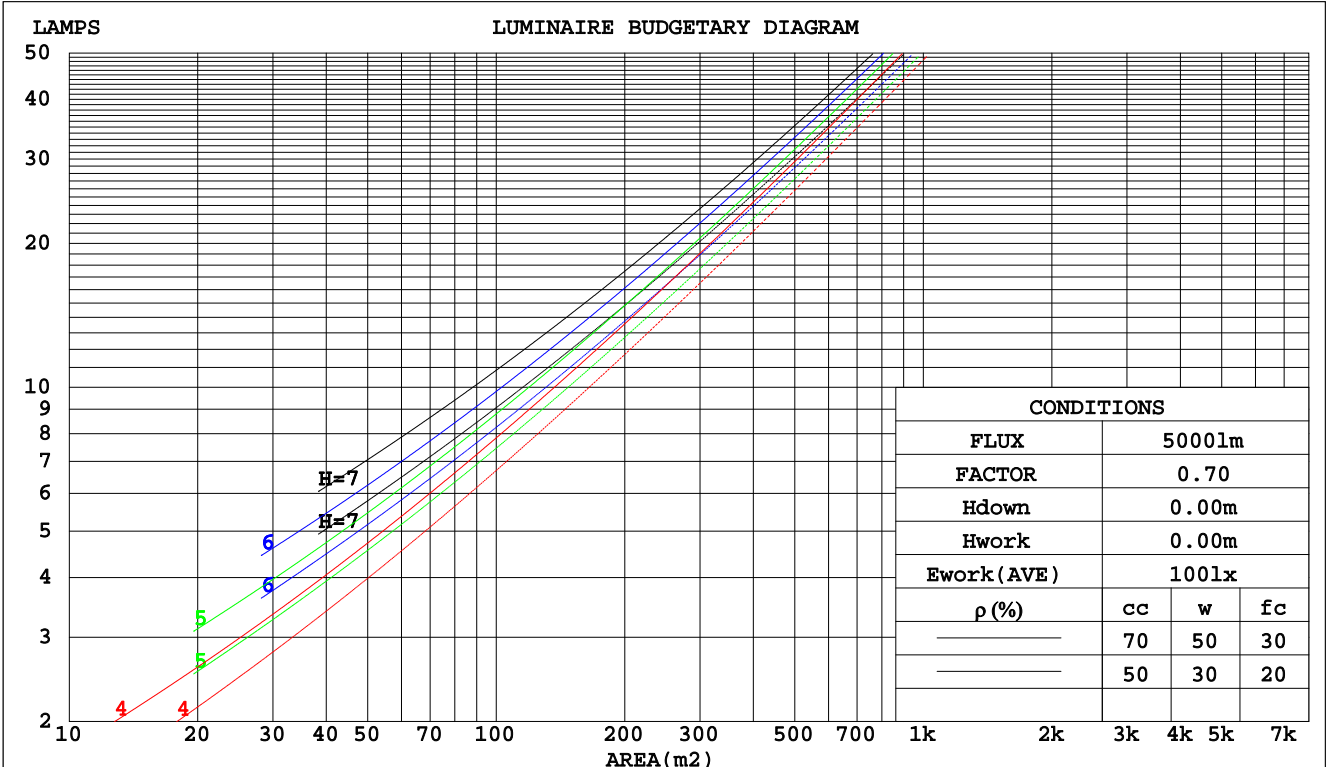
C Range: 0 - 360DEG  
C Interval: 5.0DEG  
Test Speed: HIGH  
Temperature:20DEG  
Operators:Y  
Test Date:2023-12-28

γ Range: 0 - 90DEG  
γ Interval: 0.5DEG  
Test System:EVERFINE GO-2000B\_V1 SYSTEM V2.0.291  
Humidity:65.0%  
Test Distance:8.750m [K=1.0000]  
Remarks:

**CU AND LUMINAIRE BUDGETARY ESTIMATE DIAGRAM**

Test:U:11.95V I:0.1372A P:1.583W PF:0.9655 Lamp Flux:235x1 lm		
NAME: 490085-2W-2700K	TYPE:490085-2W-2700K	WEIGHT:
SPEC.:	DIM.:	SERIAL No.:
MFR.:	SUR.:	PROTECTION ANGLE:

pcc	80%			70%			50%			30%			10%			0
pw	50%	30%	10%	50%	30%	10%	50%	30%	10%	50%	30%	10%	50%	30%	10%	0
pfc	20%			20%			20%			20%			20%			0
RCR	RCR:Room Cavity Ratio						Coefficients of Utilization(CU)									
0.0	.65	.65	.65	.63	.63	.63	.61	.61	.61	.58	.58	.58	.56	.56	.56	.55
1.0	.59	.57	.55	.58	.56	.54	.55	.54	.53	.53	.52	.51	.51	.50	.50	.49
2.0	.53	.50	.47	.52	.49	.47	.50	.48	.46	.48	.46	.45	.47	.45	.44	.43
3.0	.47	.44	.41	.47	.43	.40	.45	.42	.40	.44	.41	.39	.42	.40	.38	.37
4.0	.43	.39	.36	.42	.38	.35	.41	.37	.35	.40	.37	.34	.38	.36	.34	.33
5.0	.39	.34	.31	.38	.34	.31	.37	.34	.31	.36	.33	.31	.35	.32	.30	.29
6.0	.35	.31	.28	.35	.31	.28	.34	.30	.28	.33	.30	.27	.32	.29	.27	.26
7.0	.32	.28	.25	.32	.28	.25	.31	.27	.25	.30	.27	.25	.30	.27	.24	.23
8.0	.30	.25	.23	.29	.25	.23	.29	.25	.22	.28	.25	.22	.27	.24	.22	.21
9.0	.27	.23	.21	.27	.23	.20	.26	.23	.20	.26	.23	.20	.25	.22	.20	.19
10.0	.25	.21	.19	.25	.21	.19	.25	.21	.19	.24	.21	.19	.24	.21	.18	.18



C Range: 0 - 360DEG  
 C Interval: 5.0DEG  
 Test Speed: HIGH  
 Temperature:20DEG  
 Operators:Y  
 Test Date:2023-12-28

γ Range: 0 - 90DEG  
 γ Interval: 0.5DEG  
 Test System:EVERFINE GO-2000B\_V1 SYSTEM V2.0.291  
 Humidity:65.0%  
 Test Distance:8.750m [K=1.0000]  
 Remarks:

**WEC AND CCEC**

Test:U:11.95V I:0.1372A P:1.583W PF:0.9655 Lamp Flux:235x1 lm		
NAME: 490085-2W-2700K	TYPE:490085-2W-2700K	WEIGHT:
SPEC.:	DIM.:	SERIAL No.:
MFR.:	SUR.:	PROTECTION ANGLE:

ρcc	80%			70%			50%			30%			10%			0
ρw	50%	30%	10%	50%	30%	10%	50%	30%	10%	50%	30%	10%	50%	30%	10%	0
ρfc	20%			20%			20%			20%			20%			0
RCR	RCR:Room Cavity Ratio						Wall Exitance Coefficients(WEC)									
0.0																
1.0	.130	.074	.023	.126	.072	.023	.119	.068	.022	.112	.065	.021	.106	.062	.020	
2.0	.127	.070	.021	.124	.068	.021	.118	.065	.020	.112	.063	.020	.107	.060	.019	
3.0	.121	.065	.019	.119	.063	.019	.113	.061	.019	.108	.059	.018	.104	.057	.018	
4.0	.115	.060	.018	.112	.059	.017	.108	.057	.017	.103	.055	.017	.099	.054	.016	
5.0	.108	.055	.016	.106	.055	.016	.102	.053	.016	.098	.052	.015	.095	.051	.015	
6.0	.102	.051	.015	.100	.051	.015	.097	.050	.014	.093	.048	.014	.090	.047	.014	
7.0	.097	.048	.014	.095	.047	.013	.091	.046	.013	.088	.045	.013	.085	.044	.013	
8.0	.091	.045	.013	.090	.044	.012	.087	.043	.012	.084	.043	.012	.081	.042	.012	
9.0	.086	.042	.012	.085	.041	.012	.082	.041	.012	.080	.040	.011	.077	.039	.011	
10.0	.082	.039	.011	.081	.039	.011	.078	.038	.011	.076	.038	.011	.074	.037	.011	

ρcc	80%			70%			50%			30%			10%			0
ρw	50%	30%	10%	50%	30%	10%	50%	30%	10%	50%	30%	10%	50%	30%	10%	0
ρfc	20%			20%			20%			20%			20%			0
RCR	RCR:Room Cavity Ratio						Ceiling Cavity Exitance Coefficients(CCEC)									
0.0	.104	.104	.104	.089	.089	.089	.061	.061	.061	.035	.035	.035	.011	.011	.011	
1.0	.096	.086	.076	.082	.073	.066	.056	.051	.046	.032	.029	.026	.010	.009	.009	
2.0	.090	.072	.057	.077	.062	.050	.053	.043	.035	.030	.025	.020	.010	.008	.007	
3.0	.085	.062	.044	.073	.054	.038	.050	.037	.027	.029	.022	.016	.009	.007	.005	
4.0	.080	.055	.035	.069	.047	.030	.047	.033	.021	.027	.019	.013	.009	.006	.004	
5.0	.076	.049	.028	.066	.042	.025	.045	.029	.017	.026	.017	.010	.008	.006	.003	
6.0	.073	.044	.023	.063	.038	.020	.043	.027	.014	.025	.016	.009	.008	.005	.003	
7.0	.069	.040	.020	.060	.035	.017	.041	.024	.012	.024	.014	.007	.008	.005	.002	
8.0	.066	.037	.017	.057	.032	.015	.039	.023	.010	.023	.013	.006	.007	.004	.002	
9.0	.063	.034	.015	.054	.030	.013	.038	.021	.009	.022	.012	.005	.007	.004	.002	
10.0	.060	.032	.013	.052	.028	.011	.036	.020	.008	.021	.012	.005	.007	.004	.002	

C Range: 0 - 360DEG  
 C Interval: 5.0DEG  
 Test Speed: HIGH  
 Temperature:20DEG  
 Operators:Y  
 Test Date:2023-12-28

γ Range: 0 - 90DEG  
 γ Interval: 0.5DEG  
 Test System:EVERFINE GO-2000B\_V1 SYSTEM V2.0.291  
 Humidity:65.0%  
 Test Distance:8.750m [K=1.0000]  
 Remarks:

**UGR(Unified Glare Rating) Table**

Test:U:11.95V I:0.1372A P:1.583W PF:0.9655 Lamp Flux:235x1 lm										
NAME: 490085-2W-2700K					TYPE:490085-2W-2700K			WEIGHT:		
SPEC.:					DIM.:			SERIAL No.:		
MFR.:					SUR.:			PROTECTION ANGLE:		
ceiling/cavity	0.7	0.7	0.5	0.5	0.3	0.7	0.7	0.5	0.5	0.3
walls	0.5	0.3	0.5	0.3	0.3	0.5	0.3	0.5	0.3	0.3
working plane	0.2	0.2	0.2	0.2	0.2	0.2	0.2	0.2	0.2	0.2
Room dimensions	Viewed crosswise					Viewed endwise				
x = 2H y = 2H	6.2	7.5	6.4	7.7	7.9	-2.2	-0.9	-2.0	-0.7	-0.5
3H	7.2	8.4	7.5	8.6	8.9	-2.4	-1.2	-2.2	-1.0	-0.8
4H	7.4	8.6	7.7	8.8	9.1	-2.5	-1.4	-2.2	-1.2	-0.9
6H	7.5	8.5	7.8	8.8	9.0	-2.6	-1.6	-2.3	-1.3	-1.1
8H	7.4	8.4	7.7	8.7	9.0	-2.7	-1.7	-2.4	-1.4	-1.1
12H	7.4	8.3	7.7	8.6	8.9	-2.7	-1.8	-2.4	-1.5	-1.2
4H 2H	5.9	7.0	6.2	7.3	7.5	-1.8	-0.6	-1.5	-0.4	-0.2
3H	6.9	7.9	7.3	8.2	8.5	-2.0	-1.0	-1.6	-0.7	-0.4
4H	7.2	8.0	7.5	8.3	8.7	-2.1	-1.2	-1.7	-0.9	-0.5
6H	7.2	7.9	7.6	8.3	8.6	-2.2	-1.4	-1.8	-1.0	-0.7
8H	7.1	7.9	7.5	8.2	8.6	-2.2	-1.5	-1.8	-1.1	-0.7
12H	7.1	7.7	7.5	8.1	8.5	-2.2	-1.6	-1.8	-1.2	-0.8
8H 4H	7.0	7.7	7.4	8.1	8.5	-2.2	-1.5	-1.8	-1.1	-0.7
6H	7.0	7.6	7.5	8.0	8.4	-2.3	-1.7	-1.8	-1.3	-0.9
8H	7.0	7.5	7.5	7.9	8.4	-2.3	-1.8	-1.9	-1.4	-0.9
12H	7.0	7.4	7.4	7.8	8.3	-2.4	-1.9	-1.9	-1.5	-1.0
12H 4H	7.0	7.6	7.4	8.0	8.4	-2.2	-1.6	-1.8	-1.2	-0.8
6H	7.0	7.5	7.4	7.9	8.4	-2.3	-1.8	-1.9	-1.4	-0.9
8H	7.0	7.4	7.4	7.8	8.3	-2.4	-1.9	-1.9	-1.5	-1.0
Variations with the observer position at spacings:										
S = 1.0H	+ 1.1 / - 1.4					+ 2.5 / -33.0				
1.5H	+ 0.7 / - 1.9					+ 3.9 / -27.4				
2.0H	+ 1.8 / -23.6					+ 6.4 / -90.9				

CIE Pub.117 Corrected 100.0 lm Total Lamp Luminous Flux.(8log(F/F0) = -8.0)

C Range: 0 - 360DEG  
C Interval: 5.0DEG  
Test Speed: HIGH  
Temperature:20DEG  
Operators:Y  
Test Date:2023-12-28

γ Range: 0 - 90DEG  
γ Interval: 0.5DEG  
Test System:EVERFINE GO-2000B\_V1 SYSTEM V2.0.291  
Humidity:65.0%  
Test Distance:8.750m [K=1.0000]  
Remarks:

**UTILIZATION FACTORS TABLE**

Test:U:11.95V I:0.1372A P:1.583W PF:0.9655 Lamp Flux:235x1 lm		
NAME: 490085-2W-2700K	TYPE:490085-2W-2700K	WEIGHT:
SPEC.:	DIM.:	SERIAL No.:
MFR.:	SUR.:	PROTECTION ANGLE:

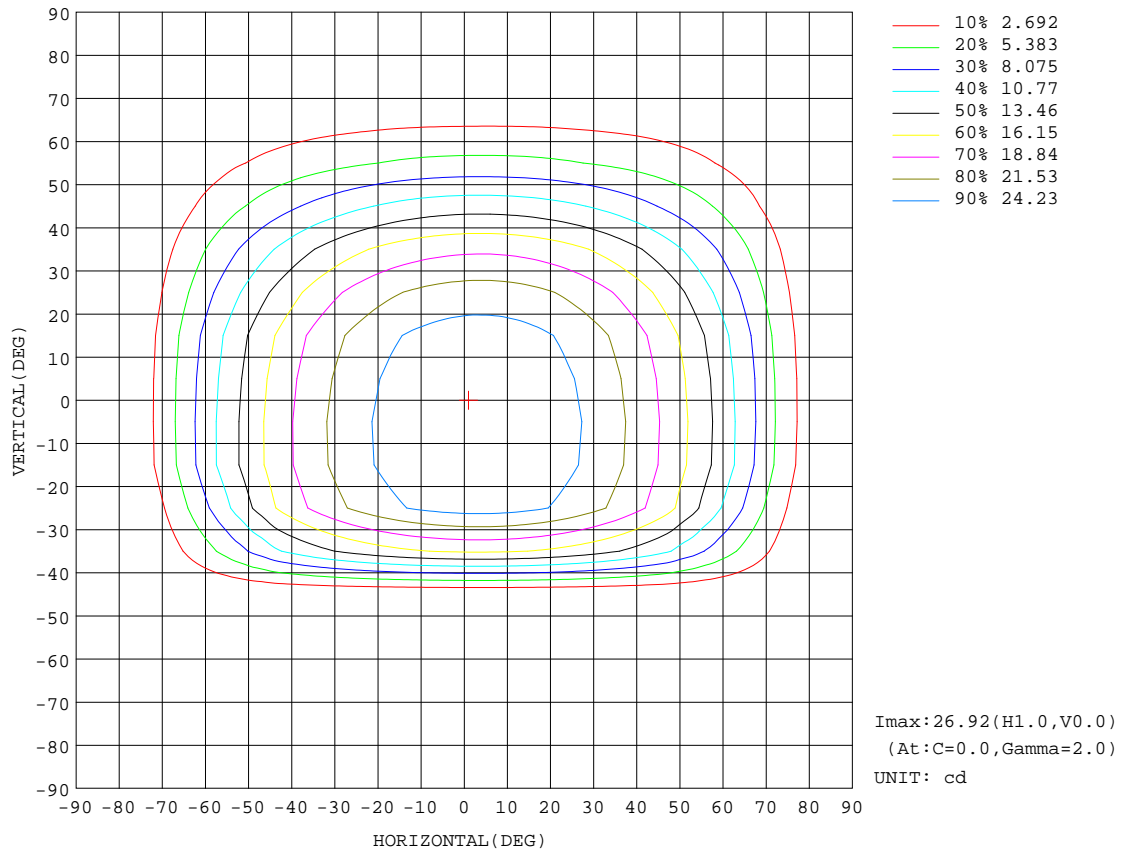
REFLECTANCE										
Ceiling	0.8	0.8	0.8	0.7	0.7	0.7	0.5	0.5	0.5	0
Walls	0.7	0.5	0.3	0.7	0.5	0.3	0.7	0.5	0.3	0
Working plane	0.2	0.2	0.2	0.2	0.2	0.2	0.2	0.2	0.2	0
ROOM INDEX	UTILIZATION FACTORS(PERCENT) $k(RI) \times RCR = 5$									
k = 0.60	37	31	28	36	31	28	36	31	28	25
0.80	42	37	34	42	37	34	41	36	33	30
1.00	47	42	38	46	41	38	45	42	38	35
1.25	50	46	42	49	45	42	48	44	42	39
1.50	52	48	45	52	48	45	50	47	44	41
2.00	55	52	49	54	51	49	53	50	48	44
2.50	57	54	51	56	53	51	54	52	50	46
3.00	58	56	53	57	55	53	55	53	52	47
4.00	60	58	56	59	57	55	57	55	54	49
5.00	61	59	57	60	58	56	57	56	55	50
ROOM INDEX	UF(total)									Direct
According to DIN EN 13032-2 2004			Suspended				SHRNOM = 1.25			

C Range: 0 - 360DEG  
C Interval: 5.0DEG  
Test Speed: HIGH  
Temperature:20DEG  
Operators:Y  
Test Date:2023-12-28

$\gamma$  Range: 0 - 90DEG  
 $\gamma$  Interval: 0.5DEG  
Test System:EVERFINE GO-2000B\_V1 SYSTEM V2.0.291  
Humidity:65.0%  
Test Distance:8.750m [K=1.0000]  
Remarks:

**ISOCANDELA DIAGRAM**

Test:U:11.95V I:0.1372A P:1.583W PF:0.9655 Lamp Flux:235x1 lm		
NAME: 490085-2W-2700K	TYPE:490085-2W-2700K	WEIGHT:
SPEC.:	DIM.:	SERIAL No.:
MFR.:	SUR.:	PROTECTION ANGLE:

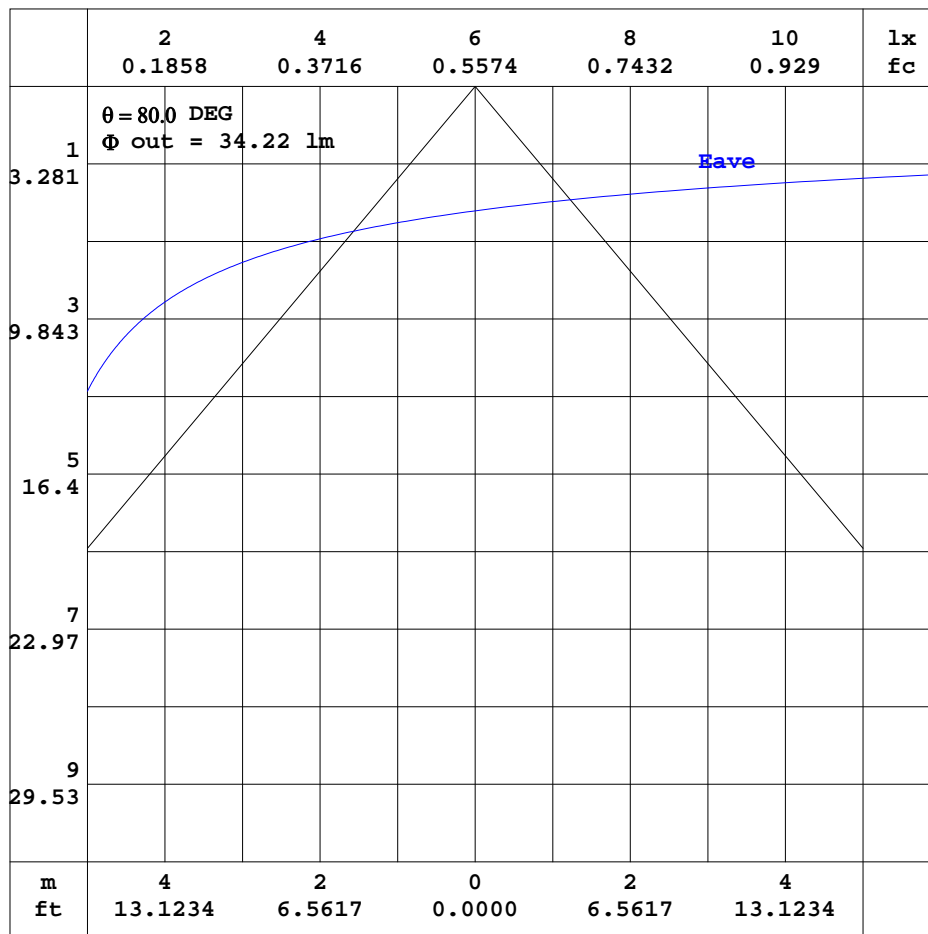


C Range: 0 - 360DEG  
 C Interval: 5.0DEG  
 Test Speed: HIGH  
 Temperature: 20DEG  
 Operators: Y  
 Test Date: 2023-12-28

γ Range: 0 - 90DEG  
 γ Interval: 0.5DEG  
 Test System: EVERFINE GO-2000B\_V1 SYSTEM V2.0.291  
 Humidity: 65.0%  
 Test Distance: 8.750m [K=1.0000]  
 Remarks:

**AAI CURVES**

Test:U:11.95V I:0.1372A P:1.583W PF:0.9655 Lamp Flux:235x1 lm		
NAME: 490085-2W-2700K	TYPE:490085-2W-2700K	WEIGHT:
SPEC.:	DIM.:	SERIAL No.:
MFR.:	SUR.:	PROTECTION ANGLE:



Note:The Curves indicate the illuminated area and the average illumination when the luminaire is at different distance.

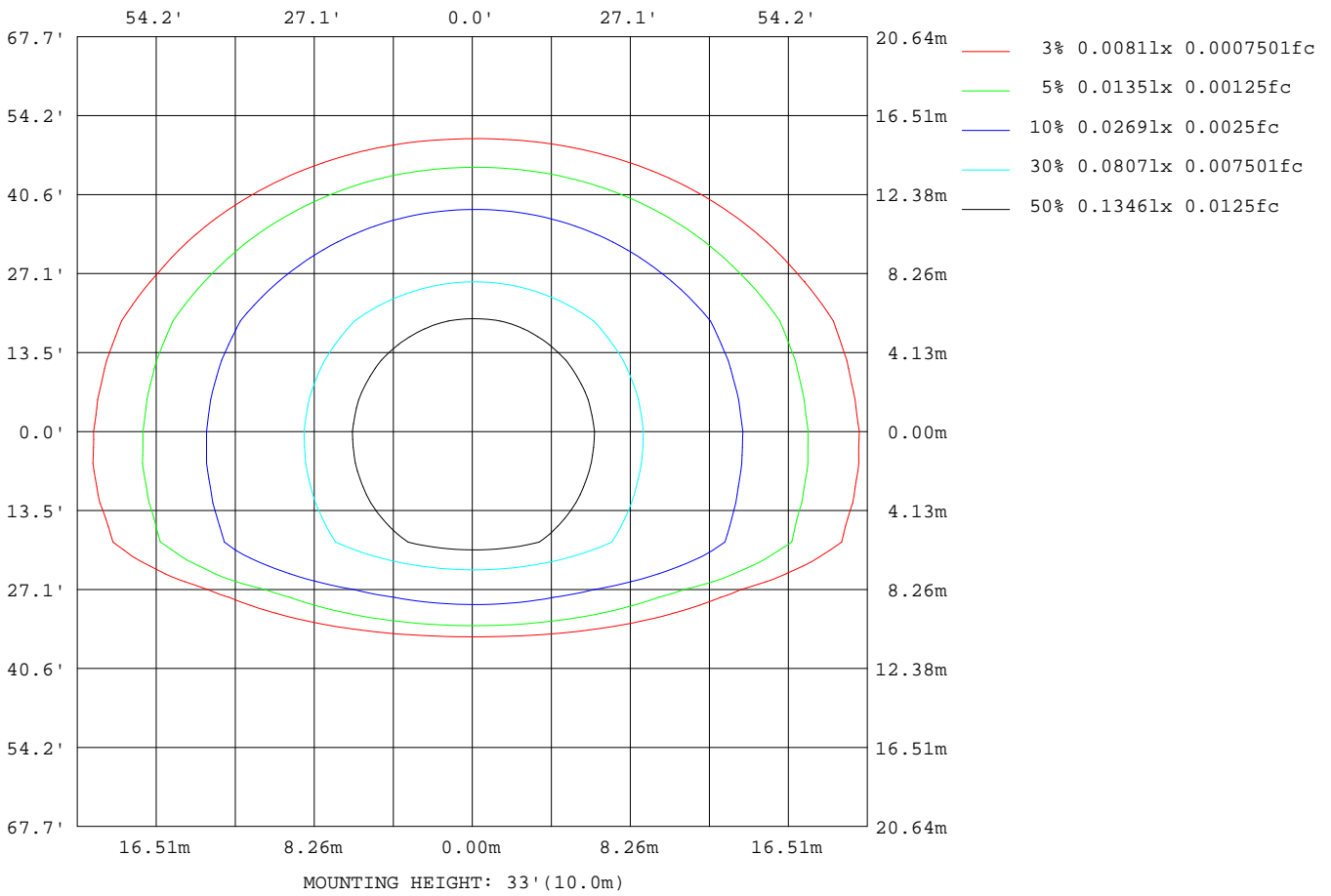
C Range: 0 - 360DEG  
 C Interval: 5.0DEG  
 Test Speed: HIGH  
 Temperature:20DEG  
 Operators:Y  
 Test Date:2023-12-28

$\gamma$  Range: 0 - 90DEG  
 $\gamma$  Interval: 0.5DEG  
 Test System:EVERFINE GO-2000B\_V1 SYSTEM V2.0.291  
 Humidity:65.0%  
 Test Distance:8.750m [K=1.0000]  
 Remarks:



**ISOLUX DIAGRAM**

Test:U:11.95V I:0.1372A P:1.583W PF:0.9655 Lamp Flux:235x1 lm		
NAME: 490085-2W-2700K	TYPE:490085-2W-2700K	WEIGHT:
SPEC.:	DIM.:	SERIAL No.:
MFR.:	SUR.:	PROTECTION ANGLE:



C Range: 0 - 360DEG  
 C Interval: 5.0DEG  
 Test Speed: HIGH  
 Temperature:20DEG  
 Operators:Y  
 Test Date:2023-12-28

γ Range: 0 - 90DEG  
 γ Interval: 0.5DEG  
 Test System:EVERFINE GO-2000B\_V1 SYSTEM V2.0.291  
 Humidity:65.0%  
 Test Distance:8.750m [K=1.0000]  
 Remarks:

**LED Avg.L Report**

Test:U:11.95V I:0.1372A P:1.583W PF:0.9655 Lamp Flux:235x1 lm		
NAME: 490085-2W-2700K	TYPE:490085-2W-2700K	WEIGHT:
SPEC.:	DIM.:	SERIAL No.:
MFR.:	SUR.:	PROTECTION ANGLE:

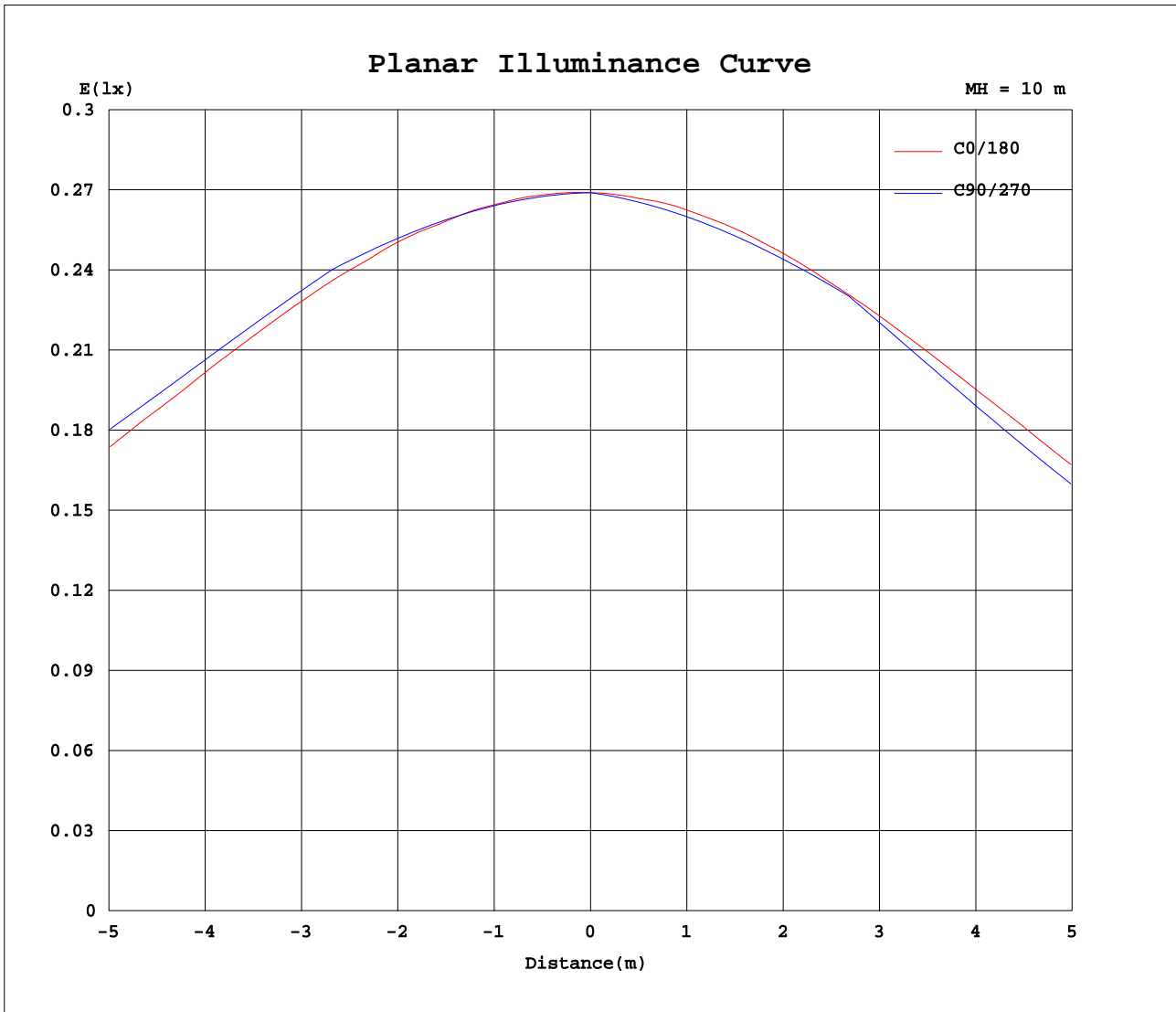
AvgL	cd/m2
L_0~180(65)av	97
L_0~180(75)av	50
L_0~180(85)av	1
L_90~270(65)av	12
L_90~270(75)av	4
L_90~270(85)av	0
L_45(65)av	21
L_45(75)av	8
L_45(85)av	0

Standard: GB/T 29293-2012

C Range: 0 - 360DEG  
C Interval: 5.0DEG  
Test Speed: HIGH  
Temperature:20DEG  
Operators:Y  
Test Date:2023-12-28

γ Range: 0 - 90DEG  
γ Interval: 0.5DEG  
Test System:EVERFINE GO-2000B\_V1 SYSTEM V2.0.291  
Humidity:65.0%  
Test Distance:8.750m [K=1.0000]  
Remarks:

Planar Illuminance Curve



C Range: 0 - 360DEG  
 C Interval: 5.0DEG  
 Test Speed: HIGH  
 Temperature: 20DEG  
 Operators: Y  
 Test Date: 2023-12-28

$\gamma$  Range: 0 - 90DEG  
 $\gamma$  Interval: 0.5DEG  
 Test System: EVERFINE GO-2000B\_V1 SYSTEM V2.0.291  
 Humidity: 65.0%  
 Test Distance: 8.750m [K=1.0000]  
 Remarks:

**LUMINOUS DISTRIBUTION INTENSITY DATA**

Test:U:11.95V I:0.1372A P:1.583W PF:0.9655 Lamp Flux:235x1 lm		
NAME: 490085-2W-2700K	TYPE:490085-2W-2700K	WEIGHT:
SPEC.:	DIM.:	SERIAL No.:
MFR.:	SUR.:	PROTECTION ANGLE:

Table--1

UNIT: cd

C( DEG) γ (DEG)	0	5	10	15	20	25	30	35	40	45	50	55	60	65	70	75	80	85	90
0	26.9	26.9	26.9	26.9	26.9	26.9	26.9	26.9	26.9	26.9	26.9	26.9	26.9	26.9	26.9	26.9	26.9	26.9	26.9
5	26.9	26.9	26.9	26.9	26.9	26.9	26.9	26.9	26.9	26.9	26.9	26.9	26.9	26.9	26.9	26.9	26.8	26.8	26.8
10	26.6	26.6	26.6	26.6	26.6	26.6	26.6	26.7	26.7	26.7	26.7	26.7	26.8	26.8	26.8	26.8	26.8	26.8	26.7
15	26.2	26.2	26.2	26.2	26.2	26.2	26.3	26.3	26.4	26.5	26.5	26.6	26.6	26.7	26.7	26.7	26.7	26.7	26.7
20	25.5	25.5	25.5	25.5	25.6	25.6	25.7	25.8	26.0	26.1	26.1	26.1	26.1	26.1	26.1	26.1	26.1	26.1	26.0
25	24.6	24.6	24.6	24.6	24.7	24.9	25.0	25.2	25.2	25.2	25.3	25.3	25.3	25.4	25.4	25.4	25.4	25.4	25.4
30	23.4	23.4	23.4	23.6	23.7	23.9	24.0	24.1	24.1	24.2	24.3	24.4	24.5	24.6	24.7	24.7	24.7	24.7	24.7
35	22.1	22.0	22.1	22.3	22.5	22.7	22.7	22.8	23.0	23.2	23.3	23.5	21.9	20.3	19.0	17.9	17.2	16.7	16.5
40	20.4	20.4	20.6	20.8	21.1	21.1	21.3	21.5	21.7	21.1	18.5	16.2	14.2	12.4	11.0	9.84	9.02	8.51	8.33
45	18.6	18.7	18.8	19.2	19.3	19.4	19.7	20.0	17.0	13.9	11.2	8.67	6.46	4.56	2.98	1.74	0.85	0.31	0.13
50	16.6	16.6	16.9	17.1	17.3	17.6	17.2	13.5	10.1	6.81	3.84	1.14	0.12	0.11	0.10	0.10	0.09	0.09	0.09
55	14.3	14.4	14.7	14.7	14.8	14.4	10.7	6.84	3.19	0.11	0.10	0.09	0.08	0.07	0.06	0.05	0.05	0.04	0.04
60	11.8	11.9	12.1	11.9	11.6	8.09	4.21	0.31	0.08	0.07	0.05	0.04	0.03	0.02	0.01	0.01	0.00	0.00	0.00
65	9.09	9.20	9.05	8.76	5.87	2.27	0.07	0.06	0.04	0.02	0.01	0.00	0.00	0.00	0.00	0.00	0.00	0.00	0.00
70	6.10	6.21	5.72	4.10	1.01	0.05	0.03	0.01	0.00	0.00	0.00	0.00	0.00	0.00	0.00	0.00	0.00	0.00	0.00
75	3.30	3.20	2.36	0.31	0.02	0.01	0.00	0.00	0.00	0.00	0.00	0.00	0.00	0.00	0.00	0.00	0.00	0.00	0.00
80	1.20	0.78	0.04	0.00	0.00	0.00	0.00	0.00	0.00	0.00	0.00	0.00	0.00	0.00	0.00	0.00	0.00	0.00	0.00
85	0.04	0.00	0.00	0.00	0.00	0.00	0.00	0.00	0.00	0.00	0.00	0.00	0.00	0.00	0.00	0.00	0.00	0.00	0.00
90	0.00	0.00	0.00	0.00	0.00	0.00	0.00	0.00	0.00	0.00	0.00	0.00	0.00	0.00	0.00	0.00	0.00	0.00	0.00

C Range: 0 - 360DEG  
C Interval: 5.0DEG  
Test Speed: HIGH  
Temperature:20DEG  
Operators:Y  
Test Date:2023-12-28

γ Range: 0 - 90DEG  
γ Interval: 0.5DEG  
Test System:EVERFINE GO-2000B\_V1 SYSTEM V2.0.291  
Humidity:65.0%  
Test Distance:8.750m [K=1.0000]  
Remarks:



LUMINOUS DISTRIBUTION INTENSITY DATA

Test:U:11.95V I:0.1372A P:1.583W PF:0.9655 Lamp Flux:235x1 lm		
NAME: 490085-2W-2700K	TYPE:490085-2W-2700K	WEIGHT:
SPEC.:	DIM.:	SERIAL No.:
MFR.:	SUR.:	PROTECTION ANGLE:

Table--3

UNIT: cd

C( DEG) γ (DEG)	190	195	200	205	210	215	220	225	230	235	240	245	250	255	260	265	270	275	280
0	26.9	26.9	26.9	26.9	26.9	26.9	26.9	26.9	26.9	26.9	26.9	26.9	26.9	26.9	26.9	26.9	26.9	26.9	26.9
5	26.6	26.6	26.6	26.5	26.5	26.5	26.5	26.4	26.4	26.4	26.4	26.4	26.4	26.4	26.4	26.4	26.4	26.5	26.5
10	26.1	26.1	26.0	26.0	25.9	25.9	25.9	25.9	25.9	25.9	25.9	25.9	25.9	25.9	25.9	26.0	26.0	26.0	26.0
15	25.4	25.3	25.3	25.2	25.2	25.2	25.2	25.2	25.2	25.3	25.3	25.3	25.4	25.4	25.5	25.5	25.6	25.6	25.6
20	24.5	24.4	24.4	24.4	24.4	24.4	24.4	24.5	24.4	24.3	24.2	24.2	24.1	24.1	24.1	24.1	24.1	24.2	24.2
25	23.4	23.3	23.3	23.3	23.4	23.4	23.2	23.1	22.9	22.8	22.7	22.7	22.7	22.6	22.7	22.7	22.7	22.8	22.9
30	22.1	22.0	22.0	22.1	22.0	21.7	21.6	21.4	21.3	21.3	21.2	21.2	21.2	21.2	21.2	21.3	21.3	21.4	21.5
35	20.5	20.5	20.6	20.5	20.2	19.9	19.8	19.7	19.7	19.7	19.3	18.9	18.7	18.5	18.4	18.3	18.3	18.4	18.6
40	18.8	18.8	18.8	18.4	18.2	18.0	17.9	17.7	17.2	16.7	16.3	15.9	15.7	15.5	15.4	15.3	15.3	15.4	15.6
45	16.8	16.9	16.5	16.2	16.0	16.0	15.3	14.7	14.1	13.6	13.2	12.9	12.7	12.5	12.4	12.3	12.3	12.4	12.6
50	14.7	14.6	14.1	13.9	13.6	12.9	12.2	11.6	11.1	10.6	10.2	9.90	9.64	9.43	9.29	9.21	9.21	9.29	9.44
55	12.4	11.9	11.6	11.3	10.5	9.82	9.19	8.59	8.11	7.68	7.27	6.92	6.62	6.38	6.21	6.10	6.08	6.16	6.32
60	9.67	9.23	8.95	8.23	7.54	6.89	6.38	5.87	5.35	4.85	4.38	3.98	3.63	3.35	3.13	2.99	2.96	3.03	3.20
65	6.80	6.56	5.98	5.39	4.85	4.38	3.84	3.26	2.68	2.21	2.17	2.15	2.14	2.13	2.11	2.10	2.10	2.13	2.16
70	4.03	3.76	3.36	2.97	2.63	2.09	1.57	1.52	1.47	1.42	1.37	1.33	1.30	1.28	1.26	1.24	1.25	1.27	1.30
75	1.81	1.60	1.44	1.14	0.89	0.91	0.85	0.78	0.71	0.64	0.57	0.52	0.47	0.43	0.41	0.39	0.39	0.41	0.44
80	0.43	0.40	0.31	0.32	0.30	0.25	0.16	0.13	0.12	0.10	0.08	0.06	0.04	0.02	0.01	0.00	0.00	0.00	0.01
85	0.00	0.03	0.00	0.00	0.00	0.00	0.00	0.00	0.00	0.00	0.00	0.00	0.00	0.00	0.00	0.00	0.00	0.00	0.00
90	0.00	0.00	0.00	0.00	0.00	0.00	0.00	0.00	0.00	0.00	0.00	0.00	0.00	0.00	0.00	0.00	0.00	0.00	0.00

C Range: 0 - 360DEG  
C Interval: 5.0DEG  
Test Speed: HIGH  
Temperature:20DEG  
Operators:Y  
Test Date:2023-12-28

γ Range: 0 - 90DEG  
γ Interval: 0.5DEG  
Test System:EVERFINE GO-2000B\_V1 SYSTEM V2.0.291  
Humidity:65.0%  
Test Distance:8.750m [K=1.0000]  
Remarks:

