

Report No.:

Test Time: 2021/12/29 12:04

Luminaire Property

Luminaire Manufacturer:

Luminaire Description: MR165W12V

Power: 3.42 W

Photometric Results

IES Classification: Type I

Total Rated Lamp Lumens: 210.8 lm

Efficiency: 100%

Upward Ratio: 0%

Central Intensity: 895.82 cd

Pos of Max. Intensity: H0 V2

Longitudinal Classification: Very Short


Measurement Flux: 210.8 lm

Downward Ratio: 100%

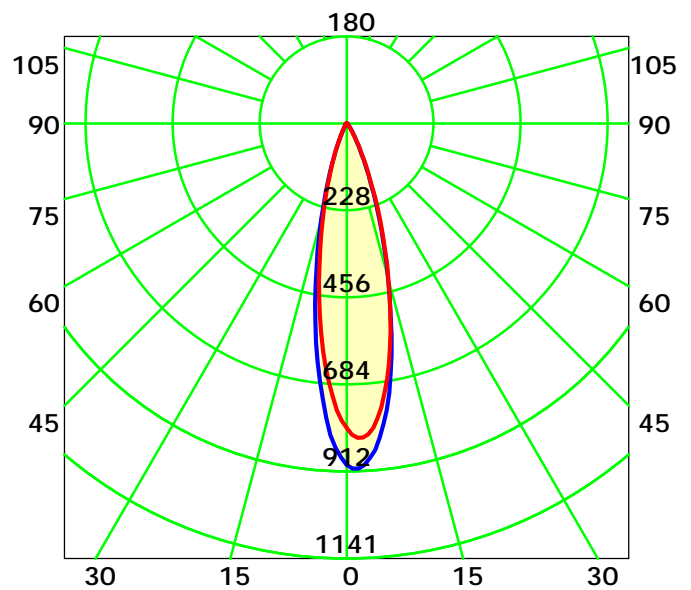
Luminaire Efficacy Rating (LER): 62

Max. Intensity: 905.53 cd

Picture Of Luminaire



Luminous Intensity Distribution Curve



Average Diffuse Angle(50%): 25.4° Unit: cd

— C0-C180 — C90-C270

C Plane (°):0.0-360.0: 30.0

Test Lab:

Test Type: TYPE C

Temperature:

Operator:

Gamma Plane (°):0.0-180.0: 1.0

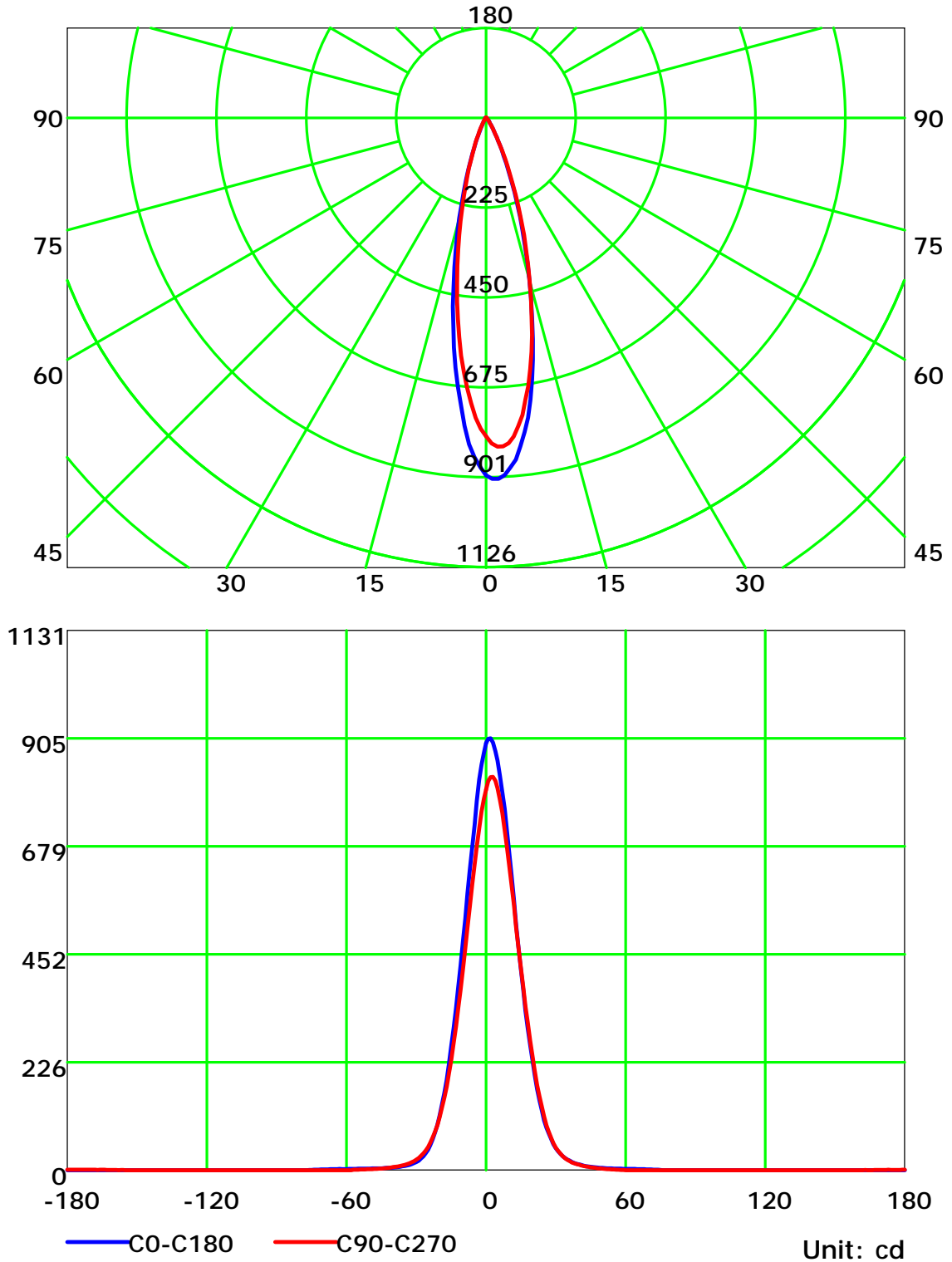
Test Device:

Distance:

Humidity:

Inspector:

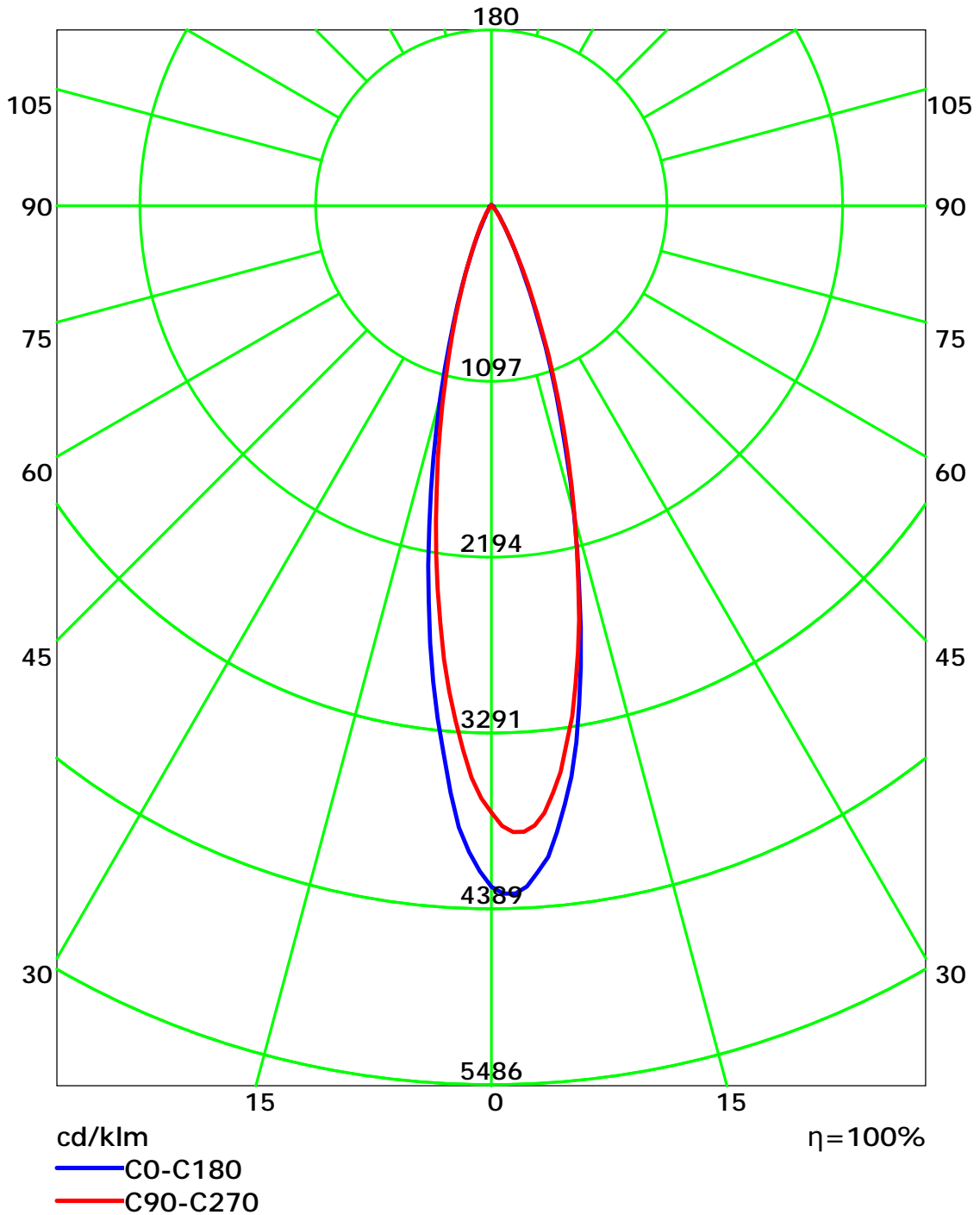
Luminous Intensity Distribution Curve



C Plane (°):0.0-360.0: 30.0
 Test Lab:
 Test Type: TYPE C
 Temperature:
 Operator:

Gamma Plane (°):0.0-180.0:1.0
 Test Device:
 Distance:
 Humidity:
 Inspector:

Luminous Intensity Distribution Curve(cd/klm)



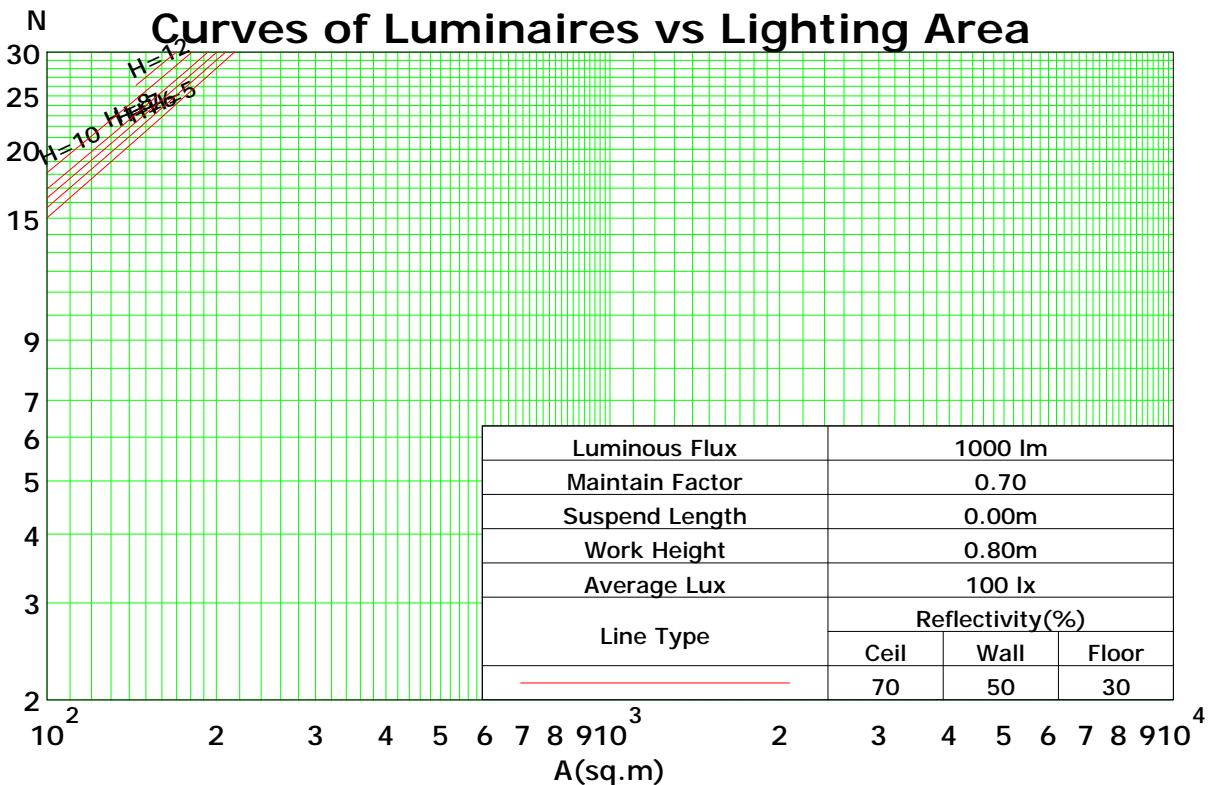
C Plane (°):0.0-360.0: 30.0
 Test Lab:
 Test Type: TYPE C
 Temperature:
 Operator:

Gamma Plane (°):0.0-180.0:1.0
 Test Device:
 Distance:
 Humidity:
 Inspector:

Coefficients Of Utilization - Zonal Cavity Method

RC	0.8	0.8	0.8	0.8	0.7	0.7	0.7	0.7	0.5	0.5	0.5	0.3	0.3	0.3	0.1	0.1	0.1	0
RW	0.7	0.5	0.3	0.1	0.7	0.5	0.3	0.1	0.5	0.3	0.1	0.5	0.3	0.1	0.5	0.3	0.1	0
RCR	RF = 0.2																	
0	119	119	119	119	116	116	116	116	111	111	111	106	106	106	102	102	102	100
1	115	112	110	108	112	110	108	107	106	105	103	103	101	100	99	98	98	96
2	110	107	103	101	108	105	102	99	102	99	97	99	97	95	96	95	93	92
3	106	101	97	94	105	100	96	94	98	95	92	95	93	91	93	91	89	88
4	103	97	93	89	101	96	92	89	94	90	88	92	89	87	90	88	86	85
5	99	93	88	85	98	92	88	85	90	87	84	89	86	83	87	85	83	81
6	96	89	85	81	95	88	84	81	87	83	81	86	83	80	85	82	80	78
7	93	86	81	78	92	85	81	78	84	80	78	83	80	77	82	79	77	76
8	90	83	78	75	89	82	78	75	81	78	75	81	77	75	80	77	74	73
9	87	80	76	73	86	80	75	73	79	75	72	78	75	72	77	74	72	71
10	85	78	73	70	84	77	73	70	77	73	70	76	72	70	75	72	70	69

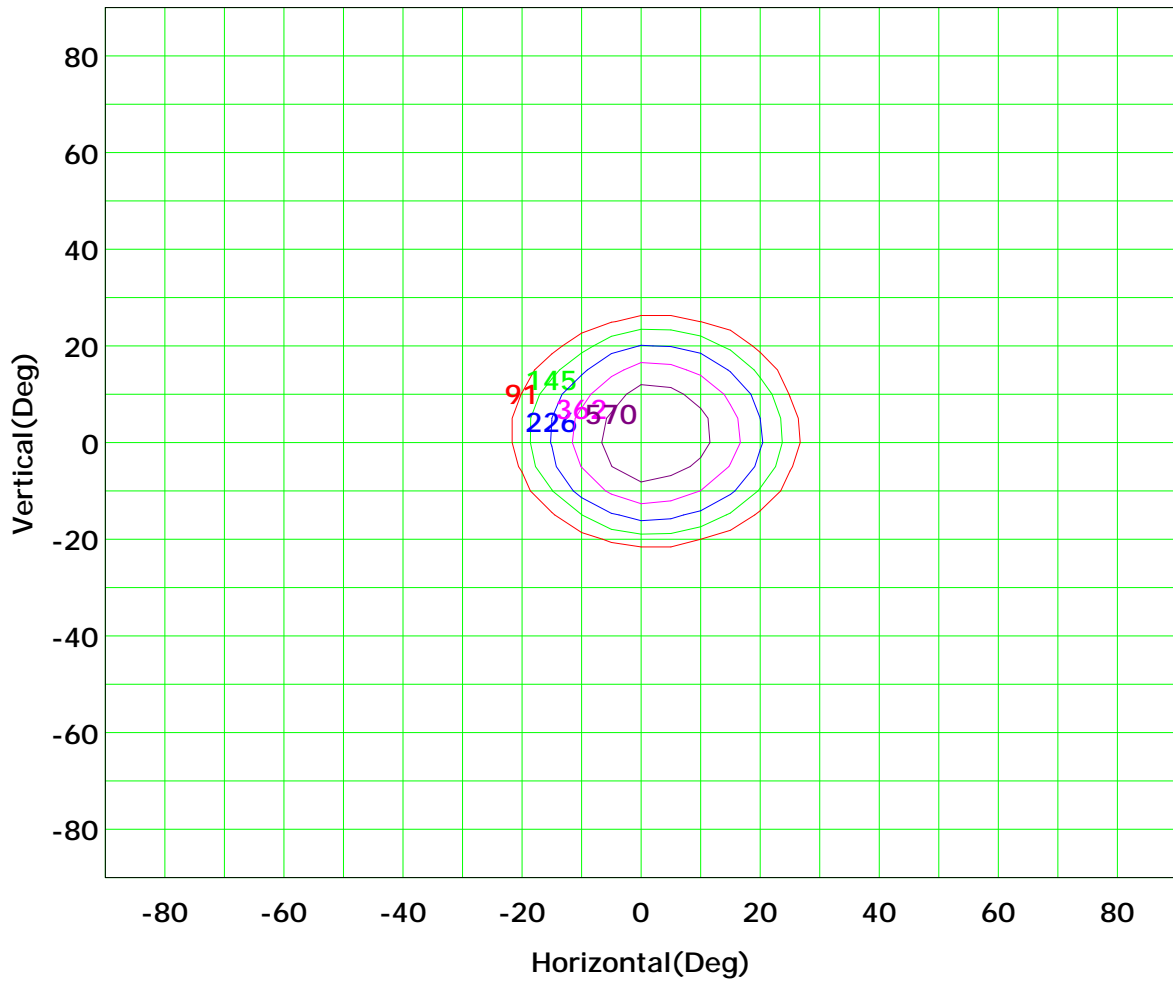
Spacing Criteria (0-180): 0.42
 Spacing Criteria (90-270): 0.44
 Spacing Criteria (Diagonal): 0.43



C Plane (°):0.0-360.0: 30.0
 Test Lab:
 Test Type: TYPE C
 Temperature:
 Operator:

Gamma Plane (°):0.0-180.0:1.0
 Test Device:
 Distance:
 Humidity:
 Inspector:

Isocandela (rectangle)



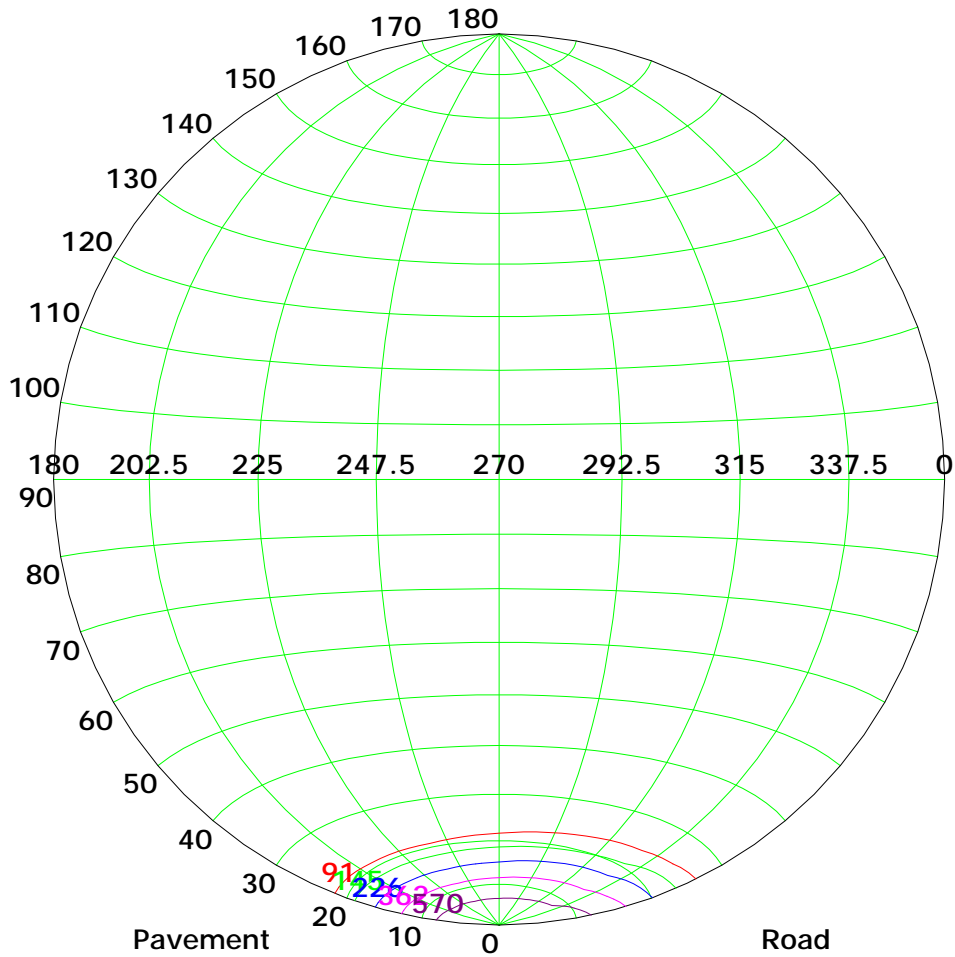
Imax (100%): 906 cd

— (10%):	91 cd	— (16%):	145 cd
— (25%):	226 cd	— (40%):	362 cd
— (63%):	570 cd	— (100%):	906 cd

C Plane (°):0.0-360.0: 30.0
 Test Lab:
 Test Type: TYPE C
 Temperature:
 Operator:

Gamma Plane (°):0.0-180.0:1.0
 Test Device:
 Distance:
 Humidity:
 Inspector:

Isocandela (sphere)



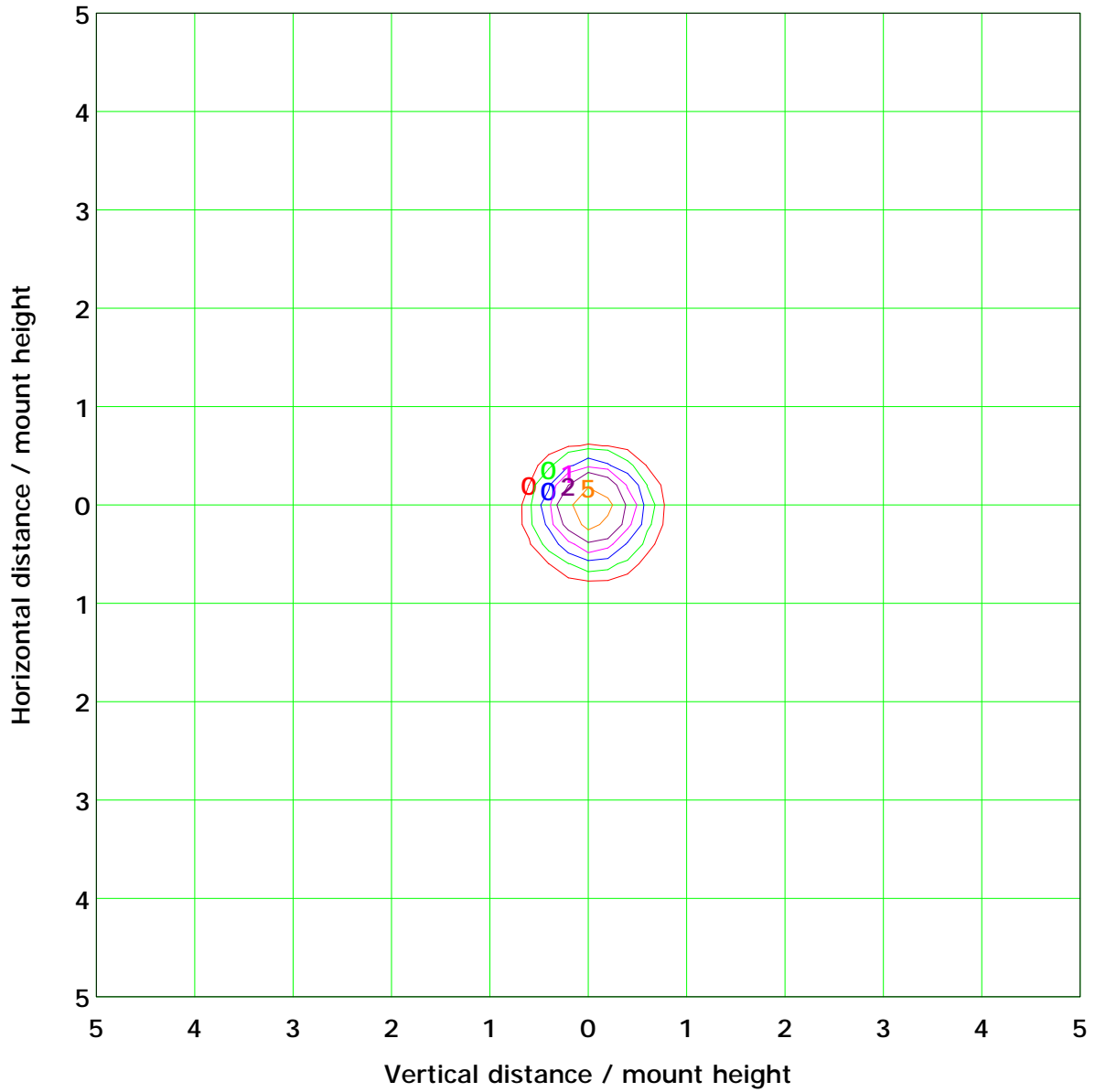
Imax (100%): 906 cd

— (10%): 91 cd	— (16%): 145 cd
— (25%): 226 cd	— (40%): 362 cd
— (63%): 570 cd	— (100%): 906 cd

C Plane (°):0.0-360.0: 30.0
 Test Lab:
 Test Type: TYPE C
 Temperature:
 Operator:

Gamma Plane (°):0.0-180.0:1.0
 Test Device:
 Distance:
 Humidity:
 Inspector:

IsoLux Plot



Mounting Height: 10.0m Max Lux(100%): 9.0 lx

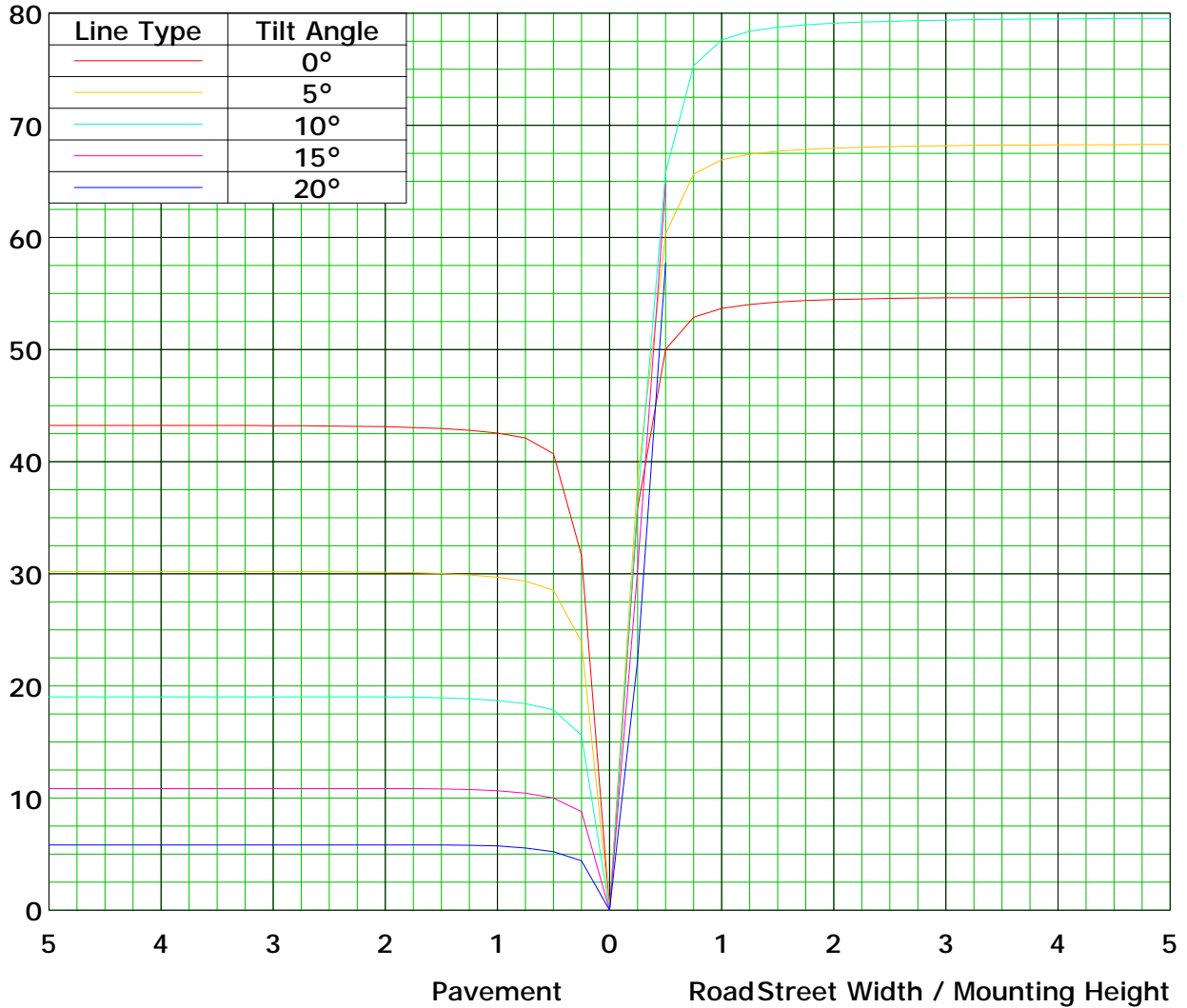
(1%): 0.1 lx	(2%): 0.2 lx
(5%): 0.5 lx	(10%): 0.9 lx
(20%): 1.8 lx	(50%): 4.5 lx
(100%): 9.0 lx	

C Plane (°):0.0-360.0: 30.0
 Test Lab:
 Test Type: TYPE C
 Temperature:
 Operator:

Gamma Plane (°):0.0-180.0:1.0
 Test Device:
 Distance:
 Humidity:
 Inspector:

Roadway CU Curve

Efficiency(%)



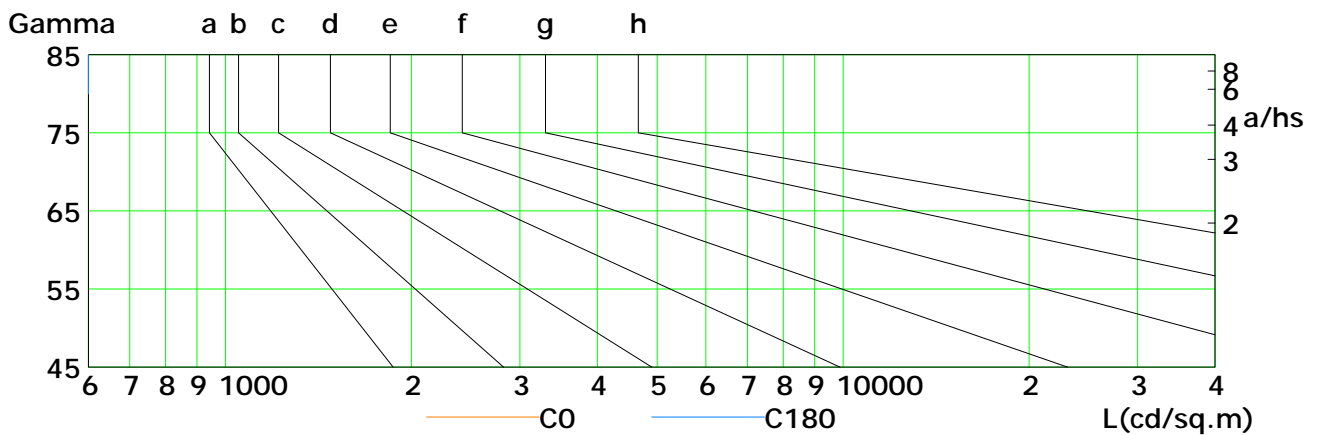
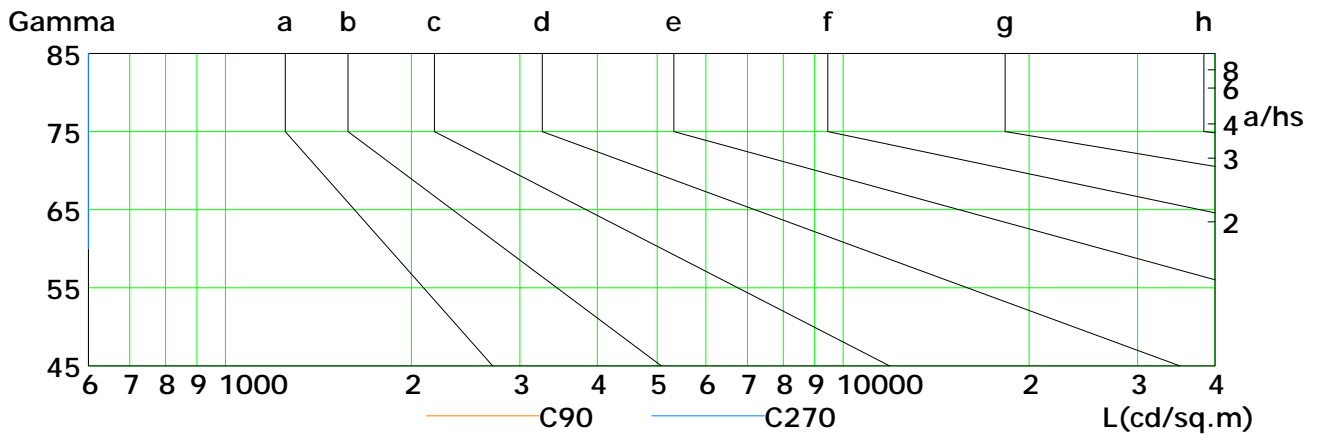
C Plane (°):0.0-360.0: 30.0
 Test Lab:
 Test Type: TYPE C
 Temperature:
 Operator:

Gamma Plane (°):0.0-180.0:1.0
 Test Device:
 Distance:
 Humidity:
 Inspector:

Lum Limit Curve

Dazzle	Quality	Illuminance (lx)							
		2000	1000	500	<=300				
1.15	A	2000	1000	500	<=300				
1.50	B		2000	1000	500	<=300			
1.85	C			2000	1000	500	<=300		
2.20	D				2000	1000	500	<=300	
2.55	E					2000	1000	500	<=300

a b c d e f g h

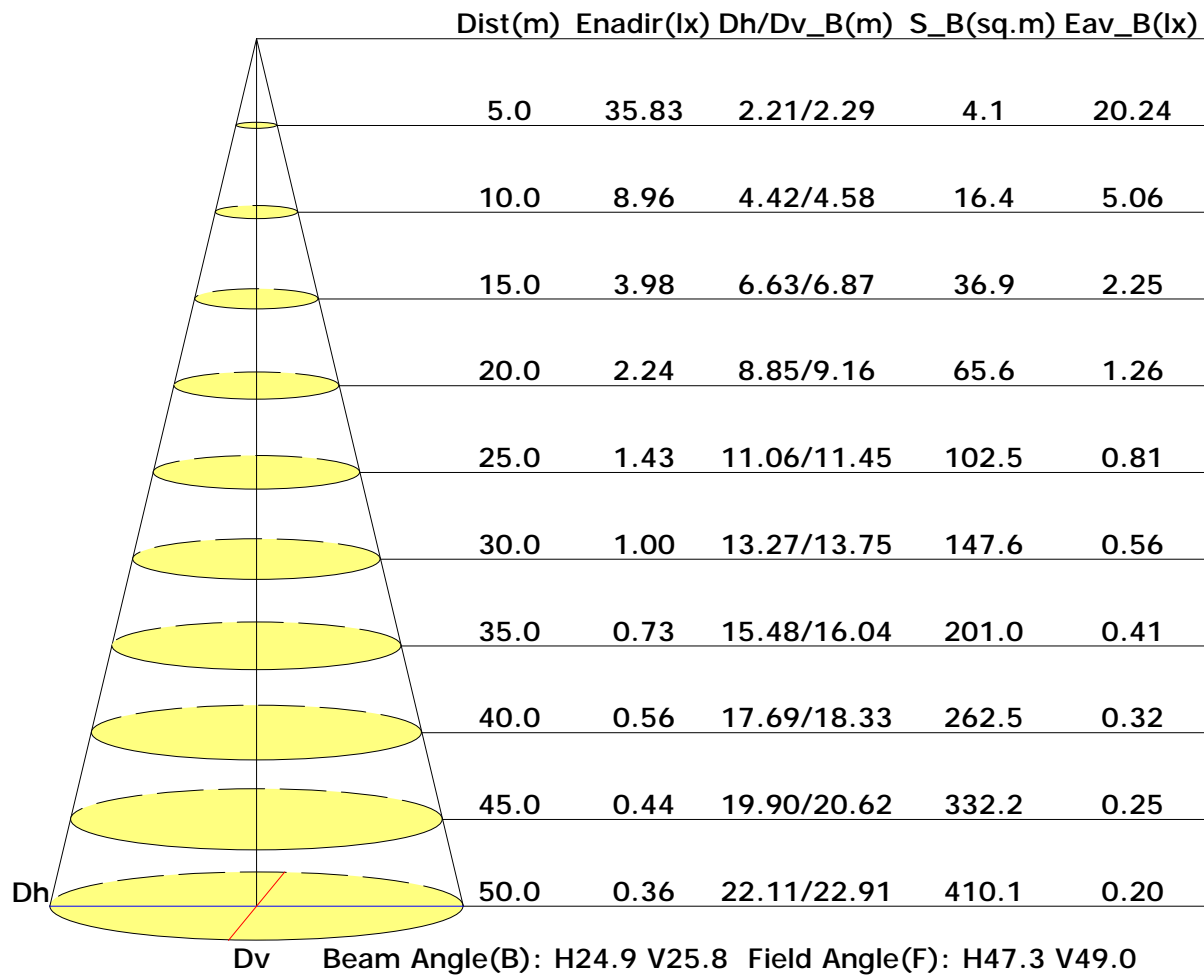


L(cd/sq.m)	G45	G50	G55	G60	G65	G70	G75	G80	G85
C0	7	5	4	3	3	2	1	0	0
C90	6	4	2	0	0	0	0	0	0
C180	4	4	3	3	3	2	1	0	0
C270	4	2	2	0	0	0	0	0	0

C Plane (°):0.0-360.0: 30.0
 Test Lab:
 Test Type: TYPE C
 Temperature:
 Operator:

Gamma Plane (°):0.0-180.0:1.0
 Test Device:
 Distance:
 Humidity:
 Inspector:

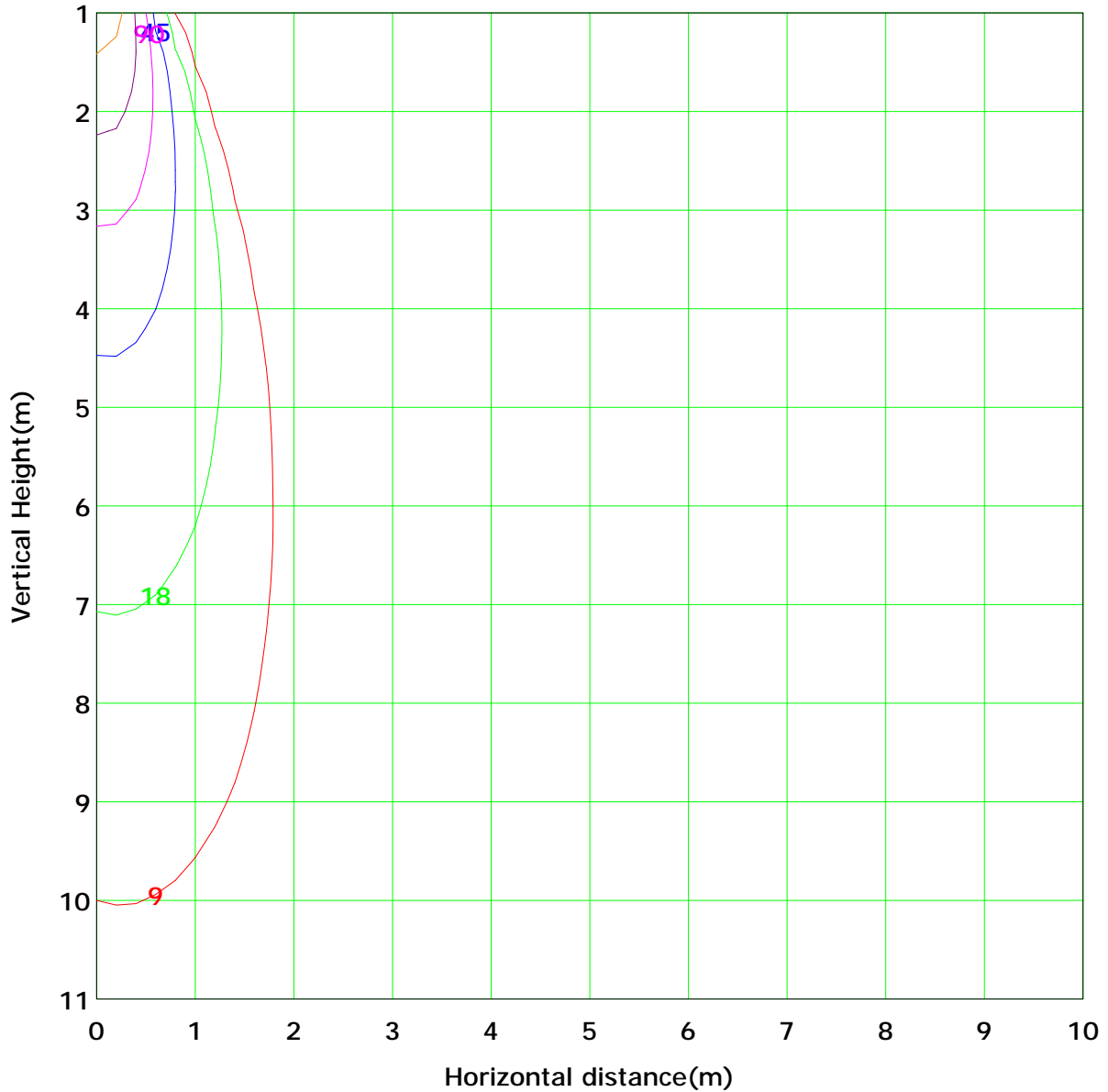
Illuminance at a Distance



C Plane (°):0.0-360.0: 30.0
 Test Lab:
 Test Type: TYPE C
 Temperature:
 Operator:

Gamma Plane (°):0.0-180.0: 1.0
 Test Device:
 Distance:
 Humidity:
 Inspector:

Vertical IsoLux Plot

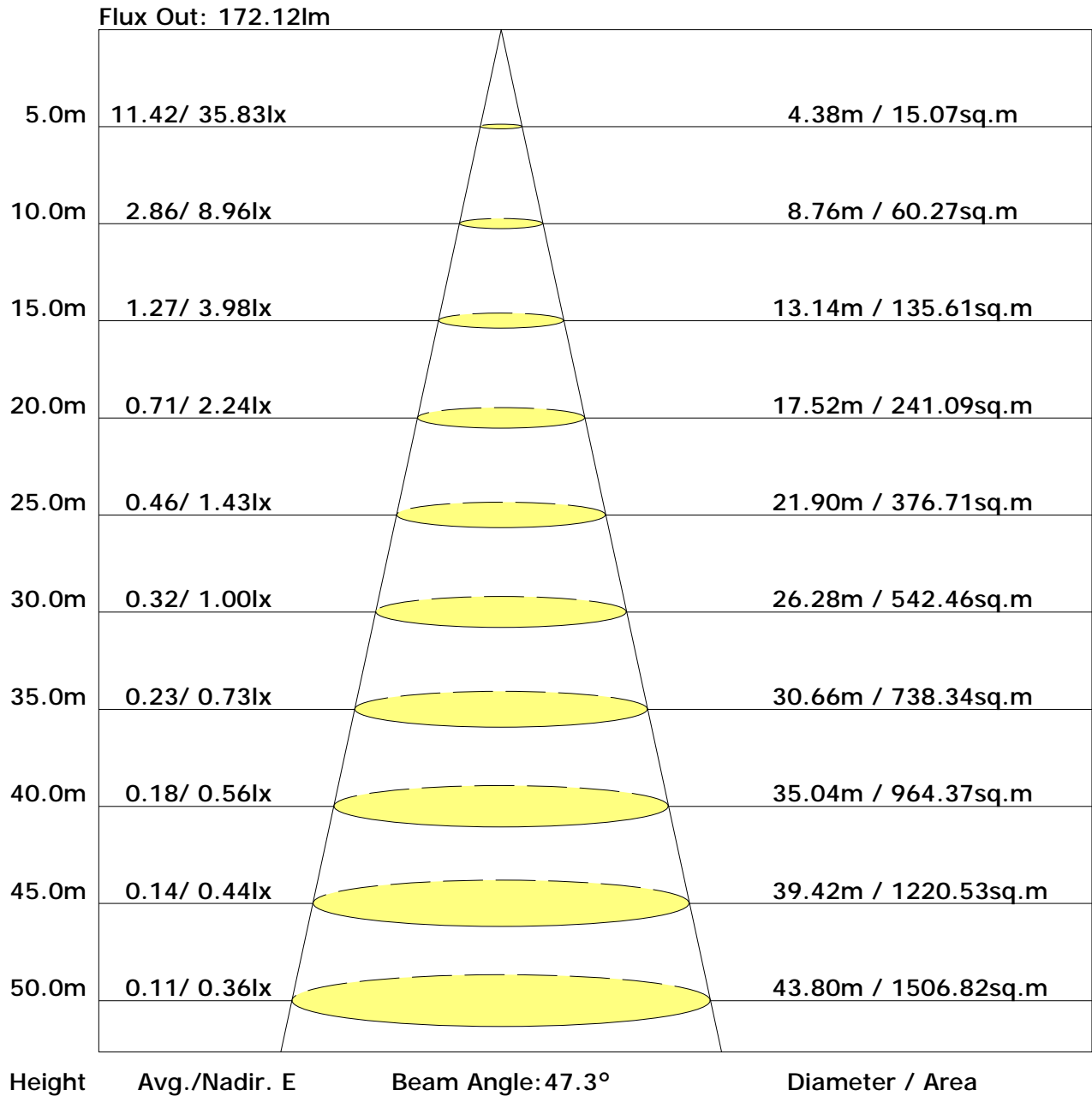


Lowest(m): 1.0m	Highest(m): 11.0m	Max Lux: 895.8 lx
(1%): 9.0 lx	(2%): 17.9 lx	
(5%): 44.8 lx	(10%): 89.6 lx	
(20%): 179.2 lx	(50%): 447.9 lx	
(100%): 895.8 lx		

C Plane (°):0.0-360.0: 30.0
 Test Lab:
 Test Type: TYPE C
 Temperature:
 Operator:

Gamma Plane (°):0.0-180.0:1.0
 Test Device:
 Distance:
 Humidity:
 Inspector:

The Average Illuminance Effective Figure



C Plane (°):0.0-360.0: 30.0
 Test Lab:
 Test Type: TYPE C
 Temperature:
 Operator:

Gamma Plane (°):0.0-180.0:1.0
 Test Device:
 Distance:
 Humidity:
 Inspector:

UGR Table

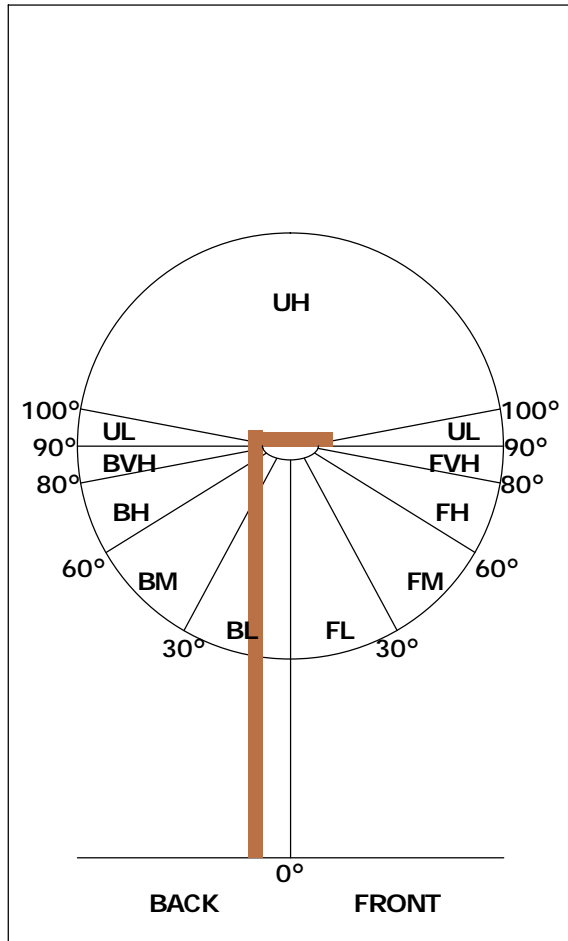
Reflectance:										
Ceiling (cavity)	0.7	0.7	0.5	0.5	0.3	0.7	0.7	0.5	0.5	0.3
Wall	0.5	0.3	0.5	0.3	0.3	0.5	0.3	0.5	0.3	0.3
Reference plane	0.2	0.2	0.2	0.2	0.2	0.2	0.2	0.2	0.2	0.2
Room dimensions	Viewed crosswise					Viewed endwise				
X=2H Y=2H	1.\$	1.\$	1.\$	1.\$	1.\$	1.\$	1.\$	1.\$	1.\$	1.\$
3H	1.\$	1.\$	1.\$	1.\$	1.\$	-1.\$	-1.\$	-1.\$	-1.\$	-1.\$
4H	1.\$	1.\$	1.\$	1.\$	1.\$	-1.\$	-1.\$	-1.\$	-1.\$	-1.\$
6H	-1.\$	-1.\$	-1.\$	-1.\$	-1.\$	-1.\$	-1.\$	-1.\$	-1.\$	-1.\$
8H	-1.\$	-1.\$	-1.\$	-1.\$	-1.\$	-1.\$	-1.\$	-1.\$	-1.\$	-1.\$
12H	-1.\$	-1.\$	-1.\$	-1.\$	-1.\$	-1.\$	-1.\$	-1.\$	-1.\$	-1.\$
X=4H Y=2H	1.\$	1.\$	1.\$	1.\$	1.\$	1.\$	1.\$	1.\$	1.\$	1.\$
3H	1.\$	1.\$	1.\$	1.\$	1.\$	-1.\$	-1.\$	-1.\$	-1.\$	-1.\$
4H	1.\$	1.\$	1.\$	1.\$	1.\$	-1.\$	-1.\$	-1.\$	-1.\$	-1.\$
6H	-1.\$	-1.\$	-1.\$	-1.\$	-1.\$	-1.\$	-1.\$	-1.\$	-1.\$	-1.\$
8H	-1.\$	-1.\$	-1.\$	-1.\$	-1.\$	-1.\$	-1.\$	-1.\$	-1.\$	-1.\$
12H	-1.\$	-1.\$	-1.\$	-1.\$	-1.\$	-1.\$	-1.\$	-1.\$	-1.\$	-1.\$
X=8H Y=4H	-1.\$	-1.\$	-1.\$	-1.\$	-1.\$	-1.\$	-1.\$	-1.\$	-1.\$	-1.\$
6H	-1.\$	-1.\$	-1.\$	-1.\$	-1.\$	-1.\$	-1.\$	-1.\$	-1.\$	-1.\$
8H	-1.\$	-1.\$	-1.\$	-1.\$	-1.\$	-1.\$	-1.\$	-1.\$	-1.\$	-1.\$
12H	-1.\$	-1.\$	-1.\$	-1.\$	-1.\$	-1.\$	-1.\$	-1.\$	-1.\$	-1.\$
X=12H Y=4H	-1.\$	-1.\$	-1.\$	-1.\$	-1.\$	-1.\$	-1.\$	-1.\$	-1.\$	-1.\$
6H	-1.\$	-1.\$	-1.\$	-1.\$	-1.\$	-1.\$	-1.\$	-1.\$	-1.\$	-1.\$
8H	-1.\$	-1.\$	-1.\$	-1.\$	-1.\$	-1.\$	-1.\$	-1.\$	-1.\$	-1.\$

Calculate in accordance with CIE 190:2010

C Plane (°):0.0-360.0: 30.0
 Test Lab:
 Test Type: TYPE C
 Temperature:
 Operator:

Gamma Plane (°):0.0-180.0:1.0
 Test Device:
 Distance:
 Humidity:
 Inspector:

FLUX DISTRIBUTION TABLE BASED ON THE IESNA LUMINAIRE CLASSIFICATION SYSTEM



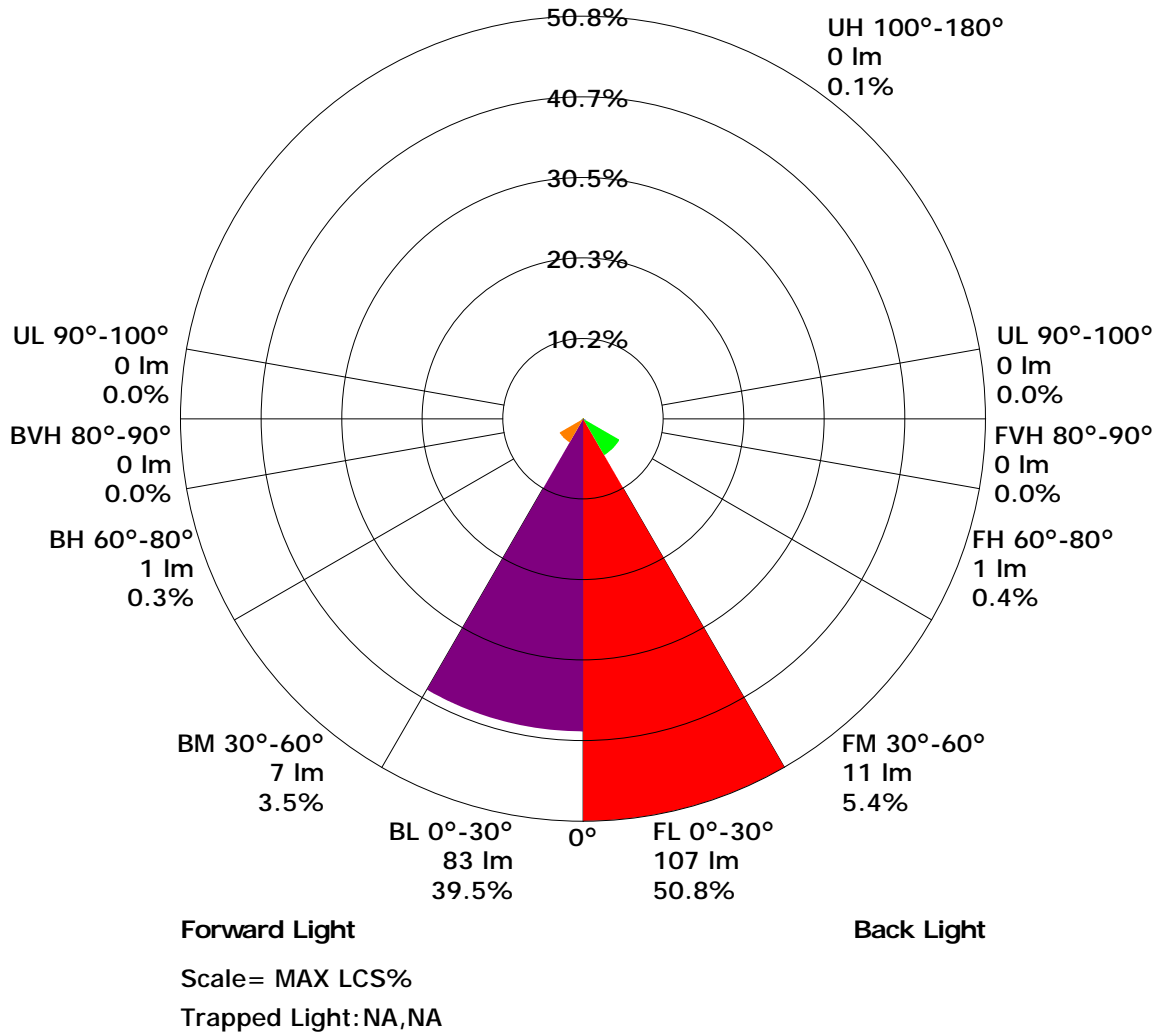
ZONE	LUMENS	% LAMP LUMENS
FORWARD LIGHT	119	56.6
FL (0°-30°)	107	50.8
FM (30°-60°)	11	5.4
FH (60°-80°)	1	0.4
FVH (80°-90°)	0	0.0
BACK LIGHT	91	43.3
BL (0°-30°)	83	39.5
BM (30°-60°)	7	3.5
BH (60°-80°)	1	0.3
BVH (80°-90°)	0	0.0
UP LIGHT	0	0.1
UL (90°-100°)	0	0.0
UH (100°-180°)	0	0.1
TRAPPED LIGHT	NA	NA

BUG(Backlight,Uplight,Glare) Rating Base On TM-15-07	
Asymmetrical Luminaire Types (Type I,II,III,IV)	B0 U1 G0
Quadrilateral Symmetrical Luminaire Types (Type V,Area Light)	B0 U1 G0

C Plane (°):0.0-360.0: 30.0
 Test Lab:
 Test Type: TYPE C
 Temperature:
 Operator:

Gamma Plane (°):0.0-180.0:1.0
 Test Device:
 Distance:
 Humidity:
 Inspector:

LCS Graph



C Plane (°):0.0-360.0: 30.0
 Test Lab:
 Test Type: TYPE C
 Temperature:
 Operator:

Gamma Plane (°):0.0-180.0:1.0
 Test Device:
 Distance:
 Humidity:
 Inspector:

Utilisation Factor Table(Floor cavity)

Utilisation Factors UF(F)			SHR NOM = 0.50									
Room Reflectance			Room Index(RI)									
Ceiling	Wall	Floor	0.75	1.00	1.25	1.50	2.00	2.50	3.00	4.00	5.00	
0.70	0.50	0.20	0.92	0.98	1.01	1.04	1.07	1.09	1.11	1.13	1.14	
	0.30		0.88	0.94	0.98	1.00	1.04	1.07	1.08	1.11	1.13	
	0.20		0.85	0.91	0.95	0.98	1.02	1.04	1.06	1.09	1.11	
0.50	0.50	0.20	0.91	0.96	0.99	1.01	1.04	1.06	1.07	1.09	1.10	
	0.30		0.88	0.93	0.96	0.99	1.02	1.04	1.05	1.07	1.09	
	0.20		0.85	0.90	0.94	0.96	1.00	1.02	1.04	1.06	1.08	
0.30	0.50	0.20	0.90	0.94	0.97	0.99	1.02	1.03	1.04	1.05	1.06	
	0.30		0.87	0.92	0.95	0.97	1.00	1.02	1.03	1.04	1.05	
	0.20		0.85	0.89	0.93	0.95	0.98	1.00	1.01	1.03	1.04	
0.00	0.00	0.00	0.83	0.88	0.90	0.92	0.95	0.96	0.98	0.99	1.00	
<p>Rating: 3W Photometrically tested without ceiling board. Multiply UF values by service correction factors Calculate in accordance with CIBSE Technical Memorandum NO.5 1980</p>												

Utilisation Factor Table(Wall)

Utilisation Factors UF(W)			SHR NOM = 0.50									
Room Reflectance			Room Index(RI)									
Ceiling	Wall	Floor	0.75	1.00	1.25	1.50	2.00	2.50	3.00	4.00	5.00	
0.70	0.50	0.20	0.51	0.41	0.35	0.30	0.24	0.20	0.17	0.13	0.10	
	0.30		0.42	0.35	0.30	0.26	0.21	0.18	0.15	0.12	0.10	
	0.20		0.36	0.31	0.27	0.24	0.19	0.17	0.14	0.11	0.10	
0.50	0.50	0.20	0.48	0.39	0.32	0.28	0.22	0.22	0.15	0.12	0.09	
	0.30		0.41	0.33	0.28	0.25	0.20	0.17	0.14	0.11	0.09	
	0.20		0.35	0.30	0.26	0.22	0.18	0.15	0.13	0.11	0.09	
0.30	0.50	0.20	0.46	0.36	0.30	0.26	0.20	0.16	0.14	0.11	0.09	
	0.30		0.39	0.32	0.27	0.23	0.18	0.15	0.13	0.10	0.08	
	0.20		0.34	0.28	0.24	0.21	0.17	0.14	0.12	0.10	0.08	
0.00	0.00	0.00	0.20	0.15	0.12	0.11	0.08	0.06	0.05	0.04	0.03	
<p>Rating: 3W Photometrically tested without ceiling board. Multiply UF values by service correction factors Calculate in accordance with CIBSE Technical Memorandum NO.5 1980</p>												

C Plane (°):0.0-360.0: 30.0
 Test Lab:
 Test Type: TYPE C
 Temperature:
 Operator:

Gamma Plane (°):0.0-180.0:1.0
 Test Device:
 Distance:
 Humidity:
 Inspector:

Utilisation Factor Table(Ceiling cavity)

Utilisation Factors UF(C)			SHR NOM = 0.50									
Room Reflectance			Room Index(RI)									
Ceiling	Wall	Floor	0.75	1.00	1.25	1.50	2.00	2.50	3.00	4.00	5.00	
0.70	0.50	0.20	0.13	0.14	0.15	0.17	0.18	0.19	0.20	0.21	0.21	
	0.30		0.09	0.11	0.13	0.14	0.16	0.17	0.18	0.19	0.20	
	0.20		0.06	0.08	0.10	0.12	0.14	0.15	0.16	0.18	0.19	
0.50	0.50	0.20	0.12	0.14	0.15	0.16	0.17	0.18	0.19	0.20	0.20	
	0.30		0.09	0.11	0.12	0.13	0.15	0.16	0.17	0.18	0.19	
	0.20		0.06	0.08	0.10	0.11	0.13	0.15	0.16	0.17	0.18	
0.30	0.50	0.20	0.12	0.13	0.14	0.15	0.17	0.18	0.18	0.19	0.19	
	0.30		0.09	0.10	0.12	0.13	0.15	0.16	0.17	0.18	0.19	
	0.20		0.06	0.08	0.10	0.11	0.13	0.14	0.15	0.17	0.18	
0.00	0.00	0.00	0.00	0.00	0.00	0.00	0.00	0.00	0.00	0.00	0.00	

Rating: 3W Photometrically tested without ceiling board.
 Multiply UF values by service correction factors
 Calculate in accordance with CIBSE Technical Memorandum NO.5 1980

Zonal Lumen

Gamma [°]	I _{mean} [cd]	Zonal Flux [lm]	Sum Zonal Flux [lm]	Rel Zonal Flux [%]	Sum Rel Zonal Flux [%]
0.0-1.0	821.2	0.8	0.8	0.37	0.37
1.0-2.0	814.3	2.3	3.1	1.11	1.48
2.0-3.0	799.8	3.8	6.9	1.82	3.30
3.0-4.0	778.0	5.2	12.2	2.47	5.77
4.0-5.0	750.8	6.5	18.6	3.06	8.83
5.0-6.0	718.7	7.6	26.2	3.58	12.42
6.0-7.0	682.4	8.5	34.6	4.02	16.44
7.0-8.0	643.2	9.2	43.8	4.37	20.81
8.0-9.0	602.1	9.8	53.6	4.63	25.44
9.0-10.0	559.5	10.1	63.7	4.80	30.24
10.0-11.0	515.1	10.3	74.0	4.88	35.13
11.0-12.0	471.0	10.3	84.3	4.89	40.01
12.0-13.0	427.3	10.1	94.5	4.81	44.82
13.0-14.0	385.2	9.9	104.3	4.68	49.50
14.0-15.0	345.3	9.5	113.8	4.50	54.00
15.0-16.0	307.0	9.0	122.8	4.27	58.27
16.0-17.0	271.1	8.4	131.2	4.01	62.28
17.0-18.0	238.3	7.9	139.1	3.73	66.01
18.0-19.0	208.4	7.3	146.4	3.44	69.45
19.0-20.0	180.8	6.6	153.0	3.14	72.59
20.0-21.0	156.3	6.0	159.0	2.85	75.43
21.0-22.0	134.5	5.4	164.4	2.56	78.00
22.0-23.0	115.1	4.8	169.2	2.29	80.29
23.0-24.0	98.3	4.3	173.5	2.04	82.33
24.0-25.0	83.6	3.8	177.3	1.80	84.13
25.0-26.0	70.9	3.3	180.7	1.59	85.72
26.0-27.0	60.1	2.9	183.6	1.40	87.12
27.0-28.0	51.2	2.6	186.2	1.23	88.35
28.0-29.0	43.5	2.3	188.5	1.08	89.43
29.0-30.0	36.9	2.0	190.5	0.95	90.37
30.0-31.0	31.6	1.8	192.2	0.83	91.21
31.0-32.0	27.3	1.6	193.8	0.74	91.95
32.0-33.0	23.7	1.4	195.2	0.66	92.61
33.0-34.0	20.6	1.2	196.4	0.59	93.20
34.0-35.0	18.1	1.1	197.6	0.53	93.74
35.0-36.0	16.0	1.0	198.6	0.48	94.22

C Plane (°):0.0-360.0: 30.0
 Test Lab:
 Test Type: TYPE C
 Temperature:
 Operator:

Gamma Plane (°):0.0-180.0:1.0
 Test Device:
 Distance:
 Humidity:
 Inspector:

Zonal Lumen (Continue 1)

Gamma [°]	I _{mean} [cd]	Zonal Flux [lm]	Sum Zonal Flux [lm]	Rel Zonal Flux [%]	Sum Rel Zonal Flux [%]
36.0-37.0	14.2	0.9	199.5	0.44	94.66
37.0-38.0	12.6	0.8	200.3	0.40	95.06
38.0-39.0	11.3	0.8	201.1	0.37	95.43
39.0-40.0	10.2	0.7	201.8	0.34	95.76
40.0-41.0	9.2	0.7	202.5	0.31	96.07
41.0-42.0	8.4	0.6	203.1	0.29	96.36
42.0-43.0	7.6	0.6	203.6	0.27	96.63
43.0-44.0	6.8	0.5	204.2	0.25	96.87
44.0-45.0	6.2	0.5	204.6	0.23	97.10
45.0-46.0	5.7	0.4	205.1	0.21	97.31
46.0-47.0	5.3	0.4	205.5	0.20	97.51
47.0-48.0	4.9	0.4	205.9	0.19	97.70
48.0-49.0	4.5	0.4	206.3	0.18	97.87
49.0-50.0	4.2	0.4	206.6	0.17	98.04
50.0-51.0	3.9	0.3	207.0	0.16	98.20
51.0-52.0	3.6	0.3	207.3	0.15	98.34
52.0-53.0	3.4	0.3	207.6	0.14	98.48
53.0-54.0	3.1	0.3	207.8	0.13	98.61
54.0-55.0	2.9	0.3	208.1	0.12	98.74
55.0-56.0	2.7	0.2	208.3	0.12	98.85
56.0-57.0	2.6	0.2	208.6	0.11	98.97
57.0-58.0	2.4	0.2	208.8	0.10	99.07
58.0-59.0	2.1	0.2	209.0	0.09	99.16
59.0-60.0	1.9	0.2	209.2	0.09	99.25
60.0-61.0	1.7	0.2	209.3	0.08	99.32
61.0-62.0	1.5	0.1	209.5	0.07	99.40
62.0-63.0	1.4	0.1	209.6	0.06	99.46
63.0-64.0	1.3	0.1	209.7	0.06	99.52
64.0-65.0	1.2	0.1	209.9	0.06	99.57
65.0-66.0	1.1	0.1	210.0	0.05	99.63
66.0-67.0	1.0	0.1	210.1	0.05	99.67
67.0-68.0	0.9	0.1	210.2	0.04	99.72
68.0-69.0	0.8	0.1	210.2	0.04	99.76
69.0-70.0	0.8	0.1	210.3	0.04	99.79
70.0-71.0	0.7	0.1	210.4	0.03	99.83
71.0-72.0	0.5	0.1	210.4	0.03	99.85

C Plane (°):0.0-360.0: 30.0
 Test Lab:
 Test Type: TYPE C
 Temperature:
 Operator:

Gamma Plane (°):0.0-180.0:1.0
 Test Device:
 Distance:
 Humidity:
 Inspector:

Zonal Lumen (Continue 2)

Gamma [°]	I _{mean} [cd]	Zonal Flux [lm]	Sum Zonal Flux [lm]	Rel Zonal Flux [%]	Sum Rel Zonal Flux [%]
72.0-73.0	0.4	0.0	210.5	0.02	99.87
73.0-74.0	0.3	0.0	210.5	0.02	99.89
74.0-75.0	0.2	0.0	210.5	0.01	99.90
75.0-76.0	0.1	0.0	210.6	0.01	99.91
76.0-77.0	0.0	0.0	210.6	0.00	99.91
77.0-78.0	0.0	0.0	210.6	0.00	99.91
78.0-79.0	0.0	0.0	210.6	0.00	99.91
79.0-80.0	0.0	0.0	210.6	0.00	99.91
80.0-81.0	0.0	0.0	210.6	0.00	99.91
81.0-82.0	0.0	0.0	210.6	0.00	99.91
82.0-83.0	0.0	0.0	210.6	0.00	99.91
83.0-84.0	0.0	0.0	210.6	0.00	99.91
84.0-85.0	0.0	0.0	210.6	0.00	99.91
85.0-86.0	0.0	0.0	210.6	0.00	99.91
86.0-87.0	0.0	0.0	210.6	0.00	99.91
87.0-88.0	0.0	0.0	210.6	0.00	99.91
88.0-89.0	0.0	0.0	210.6	0.00	99.91
89.0-90.0	0.0	0.0	210.6	0.00	99.91
90.0-91.0	0.0	0.0	210.6	0.00	99.91
91.0-92.0	0.0	0.0	210.6	0.00	99.91
92.0-93.0	0.0	0.0	210.6	0.00	99.91
93.0-94.0	0.0	0.0	210.6	0.00	99.91
94.0-95.0	0.0	0.0	210.6	0.00	99.91
95.0-96.0	0.0	0.0	210.6	0.00	99.91
96.0-97.0	0.0	0.0	210.6	0.00	99.91
97.0-98.0	0.0	0.0	210.6	0.00	99.91
98.0-99.0	0.0	0.0	210.6	0.00	99.91
99.0-100.0	0.0	0.0	210.6	0.00	99.91
100.0-101.0	0.0	0.0	210.6	0.00	99.91
101.0-102.0	0.0	0.0	210.6	0.00	99.91
102.0-103.0	0.0	0.0	210.6	0.00	99.91
103.0-104.0	0.0	0.0	210.6	0.00	99.91
104.0-105.0	0.0	0.0	210.6	0.00	99.91
105.0-106.0	0.0	0.0	210.6	0.00	99.91
106.0-107.0	0.0	0.0	210.6	0.00	99.91
107.0-108.0	0.0	0.0	210.6	0.00	99.91

C Plane (°):0.0-360.0: 30.0
 Test Lab:
 Test Type: TYPE C
 Temperature:
 Operator:

Gamma Plane (°):0.0-180.0:1.0
 Test Device:
 Distance:
 Humidity:
 Inspector:

Zonal Lumen (Continue 3)

Gamma [°]	I _{mean} [cd]	Zonal Flux [lm]	Sum Zonal Flux [lm]	Rel Zonal Flux [%]	Sum Rel Zonal Flux [%]
108.0-109.0	0.0	0.0	210.6	0.00	99.91
109.0-110.0	0.0	0.0	210.6	0.00	99.91
110.0-111.0	0.0	0.0	210.6	0.00	99.91
111.0-112.0	0.0	0.0	210.6	0.00	99.91
112.0-113.0	0.0	0.0	210.6	0.00	99.91
113.0-114.0	0.0	0.0	210.6	0.00	99.91
114.0-115.0	0.0	0.0	210.6	0.00	99.91
115.0-116.0	0.0	0.0	210.6	0.00	99.91
116.0-117.0	0.0	0.0	210.6	0.00	99.91
117.0-118.0	0.0	0.0	210.6	0.00	99.91
118.0-119.0	0.0	0.0	210.6	0.00	99.91
119.0-120.0	0.0	0.0	210.6	0.00	99.91
120.0-121.0	0.0	0.0	210.6	0.00	99.91
121.0-122.0	0.0	0.0	210.6	0.00	99.91
122.0-123.0	0.0	0.0	210.6	0.00	99.91
123.0-124.0	0.0	0.0	210.6	0.00	99.91
124.0-125.0	0.0	0.0	210.6	0.00	99.91
125.0-126.0	0.0	0.0	210.6	0.00	99.91
126.0-127.0	0.0	0.0	210.6	0.00	99.91
127.0-128.0	0.0	0.0	210.6	0.00	99.91
128.0-129.0	0.0	0.0	210.6	0.00	99.91
129.0-130.0	0.0	0.0	210.6	0.00	99.91
130.0-131.0	0.0	0.0	210.6	0.00	99.91
131.0-132.0	0.0	0.0	210.6	0.00	99.91
132.0-133.0	0.0	0.0	210.6	0.00	99.91
133.0-134.0	0.0	0.0	210.6	0.00	99.91
134.0-135.0	0.0	0.0	210.6	0.00	99.91
135.0-136.0	0.0	0.0	210.6	0.00	99.91
136.0-137.0	0.0	0.0	210.6	0.00	99.91
137.0-138.0	0.0	0.0	210.6	0.00	99.91
138.0-139.0	0.0	0.0	210.6	0.00	99.91
139.0-140.0	0.0	0.0	210.6	0.00	99.91
140.0-141.0	0.0	0.0	210.6	0.00	99.91
141.0-142.0	0.0	0.0	210.6	0.00	99.91
142.0-143.0	0.0	0.0	210.6	0.00	99.91
143.0-144.0	0.0	0.0	210.6	0.00	99.91

C Plane (°):0.0-360.0: 30.0
 Test Lab:
 Test Type: TYPE C
 Temperature:
 Operator:

Gamma Plane (°):0.0-180.0:1.0
 Test Device:
 Distance:
 Humidity:
 Inspector:

Zonal Lumen (Continue 4)

Gamma [°]	I _{mean} [cd]	Zonal Flux [lm]	Sum Zonal Flux [lm]	Rel Zonal Flux [%]	Sum Rel Zonal Flux [%]
144.0-145.0	0.0	0.0	210.6	0.00	99.91
145.0-146.0	0.0	0.0	210.6	0.00	99.91
146.0-147.0	0.0	0.0	210.6	0.00	99.91
147.0-148.0	0.0	0.0	210.6	0.00	99.91
148.0-149.0	0.0	0.0	210.6	0.00	99.91
149.0-150.0	0.0	0.0	210.6	0.00	99.91
150.0-151.0	0.0	0.0	210.6	0.00	99.91
151.0-152.0	0.0	0.0	210.6	0.00	99.91
152.0-153.0	0.0	0.0	210.6	0.00	99.91
153.0-154.0	0.0	0.0	210.6	0.00	99.91
154.0-155.0	0.0	0.0	210.6	0.00	99.91
155.0-156.0	0.1	0.0	210.6	0.00	99.91
156.0-157.0	0.1	0.0	210.6	0.00	99.92
157.0-158.0	0.1	0.0	210.6	0.00	99.92
158.0-159.0	0.1	0.0	210.6	0.00	99.92
159.0-160.0	0.2	0.0	210.6	0.00	99.92
160.0-161.0	0.2	0.0	210.6	0.00	99.93
161.0-162.0	0.2	0.0	210.6	0.00	99.93
162.0-163.0	0.4	0.0	210.6	0.01	99.94
163.0-164.0	0.4	0.0	210.6	0.01	99.94
164.0-165.0	0.4	0.0	210.6	0.01	99.95
165.0-166.0	0.4	0.0	210.7	0.01	99.95
166.0-167.0	0.4	0.0	210.7	0.01	99.96
167.0-168.0	0.5	0.0	210.7	0.01	99.96
168.0-169.0	0.5	0.0	210.7	0.01	99.97
169.0-170.0	0.5	0.0	210.7	0.00	99.97
170.0-171.0	0.6	0.0	210.7	0.00	99.98
171.0-172.0	0.6	0.0	210.7	0.00	99.98
172.0-173.0	0.6	0.0	210.7	0.00	99.99
173.0-174.0	0.6	0.0	210.7	0.00	99.99
174.0-175.0	0.6	0.0	210.7	0.00	99.99
175.0-176.0	0.6	0.0	210.7	0.00	100.00
176.0-177.0	0.7	0.0	210.7	0.00	100.00
177.0-178.0	0.6	0.0	210.8	0.00	100.00
178.0-179.0	0.6	0.0	210.8	0.00	100.00
179.0-180.0	0.5	0.0	210.8	0.00	100.00

C Plane (°):0.0-360.0: 30.0
 Test Lab:
 Test Type: TYPE C
 Temperature:
 Operator:

Gamma Plane (°):0.0-180.0:1.0
 Test Device:
 Distance:
 Humidity:
 Inspector:

Candlepower Table

Unit: cd

G\C	C0.0	C30.0	C60.0	C90.0	C120.0	C150.0	C180.0	C210.0	C240.0	C270.0
G0.0	895.8	860.3	825.0	798.3	782.6	775.4	895.8	860.3	825.0	798.3
G1.0	904.9	876.8	845.3	816.0	788.8	773.7	875.5	834.5	798.1	779.4
G2.0	905.5	883.9	856.4	824.5	789.6	762.6	850.5	803.4	767.1	752.7
G3.0	896.8	885.9	859.6	824.8	785.2	744.0	818.9	762.4	728.4	716.4
G4.0	878.9	875.1	854.0	817.3	772.5	720.1	774.0	716.7	684.7	678.8
G5.0	859.7	855.6	839.5	801.8	751.2	689.8	723.9	672.6	644.7	641.3
G6.0	827.9	829.4	818.4	777.1	715.3	655.2	677.6	626.2	599.1	599.5
G7.0	793.4	798.6	792.8	750.4	682.3	616.1	630.7	580.7	558.0	553.6
G8.0	758.8	763.9	762.0	713.4	647.0	579.0	580.8	528.9	510.1	508.8
G9.0	714.8	729.8	726.3	680.0	610.1	539.1	527.5	482.0	463.3	466.4
G10.0	666.6	686.6	683.8	639.4	569.2	498.0	480.5	436.0	416.5	421.4
G11.0	618.0	643.6	637.8	597.5	528.0	454.9	428.6	387.8	371.9	377.6
G12.0	567.0	595.5	593.9	556.2	487.6	407.3	382.8	345.3	331.0	338.8
G13.0	514.2	543.2	542.8	508.9	444.1	369.0	340.0	304.7	291.9	301.2
G14.0	467.1	495.6	497.9	466.2	402.8	330.0	298.2	267.6	257.1	266.7
G15.0	421.2	448.9	451.8	424.6	362.0	292.9	260.7	231.8	220.7	230.9
G16.0	378.2	405.5	407.8	383.9	322.9	252.7	221.6	197.1	191.8	202.2
G17.0	334.6	362.9	365.3	344.0	286.5	219.9	189.6	167.6	165.0	175.4
G18.0	296.8	323.8	325.7	308.9	249.4	190.6	162.0	143.5	141.0	152.0
G19.0	262.4	283.6	285.3	271.2	217.5	163.3	138.1	122.1	120.7	131.3
G20.0	229.7	250.4	251.4	238.3	189.3	136.9	113.8	101.7	100.7	110.9
G21.0	199.7	221.4	219.6	208.8	163.8	115.9	95.5	86.7	85.0	94.8
G22.0	170.2	191.7	190.3	178.9	139.7	97.6	79.2	73.3	72.0	81.2
G23.0	146.4	166.6	165.1	154.6	120.2	81.9	65.1	61.8	60.5	68.6
G24.0	125.4	145.2	142.4	132.9	102.7	67.3	52.8	51.1	49.8	57.6
G25.0	105.4	126.7	122.4	113.7	85.8	56.0	43.1	43.3	41.9	48.8
G26.0	89.7	107.4	102.4	94.5	73.4	46.9	35.8	36.7	35.7	41.7
G27.0	77.0	92.2	87.2	80.3	62.9	38.8	29.5	30.9	29.9	35.5
G28.0	65.3	79.3	73.9	68.0	53.2	32.3	24.6	26.6	25.5	30.3
G29.0	55.2	67.6	62.8	57.4	45.1	26.7	20.4	22.5	21.9	25.7
G30.0	46.4	57.3	53.0	48.0	38.0	22.5	17.4	19.5	19.0	22.4
G31.0	40.0	49.2	45.1	40.9	32.3	19.3	15.1	17.0	16.8	19.3
G32.0	34.3	42.7	38.4	34.8	27.9	16.6	13.2	14.9	14.9	16.9
G33.0	29.6	36.6	33.3	29.6	23.7	14.3	11.7	13.4	13.4	14.5
G34.0	25.9	32.1	28.3	25.3	20.7	12.6	10.3	11.9	12.0	13.0
G35.0	22.6	28.0	24.5	21.9	18.1	11.2	9.3	10.8	10.9	11.6
G36.0	20.2	24.6	21.3	19.1	16.0	9.9	8.4	9.9	9.5	10.3

C Plane (°):0.0-360.0: 30.0

Test Lab:

Test Type: TYPE C

Temperature:

Operator:

Gamma Plane (°):0.0-180.0:1.0

Test Device:

Distance:

Humidity:

Inspector:

Candlepower Table (Continue 1)

Unit: cd

G\C	C0.0	C30.0	C60.0	C90.0	C120.0	C150.0	C180.0	C210.0	C240.0	C270.0
G37.0	17.7	21.9	19.0	16.6	14.4	8.9	7.7	8.8	8.4	9.3
G38.0	15.4	19.0	16.6	14.6	12.8	8.2	7.0	8.0	7.8	8.2
G39.0	13.8	16.9	14.6	13.3	11.4	7.4	6.4	7.3	7.2	7.4
G40.0	12.6	15.5	12.9	11.7	10.4	6.8	5.9	6.8	6.5	6.7
G41.0	11.2	13.7	11.6	10.5	9.5	6.4	5.5	6.4	5.8	6.0
G42.0	10.0	12.4	10.5	9.2	8.4	5.9	5.3	5.9	5.3	5.3
G43.0	8.8	11.0	9.3	8.2	7.6	5.5	5.1	5.6	4.7	4.8
G44.0	8.1	9.9	8.1	7.3	6.9	5.2	4.8	5.2	4.4	4.3
G45.0	7.4	9.3	7.3	6.3	6.3	4.9	4.4	4.8	4.0	3.9
G46.0	6.8	8.4	6.6	5.7	5.7	4.7	4.4	4.5	3.7	3.5
G47.0	6.3	7.9	6.1	5.3	5.2	4.3	4.3	4.2	3.3	3.2
G48.0	5.7	7.2	5.3	4.3	4.6	4.2	4.2	4.0	3.0	2.9
G49.0	5.4	6.8	4.8	4.1	4.3	3.9	3.9	4.0	2.7	2.7
G50.0	5.1	6.3	4.3	3.5	4.0	3.8	3.9	3.8	2.7	2.4
G51.0	4.6	5.8	3.8	3.0	3.4	3.7	3.6	3.5	2.3	2.3
G52.0	4.4	5.4	3.2	2.6	3.1	3.6	3.6	3.3	2.0	2.1
G53.0	4.1	5.2	3.0	2.3	3.0	3.6	3.5	3.2	1.7	1.9
G54.0	3.9	4.7	2.5	2.0	2.8	3.5	3.4	3.0	1.7	1.7
G55.0	3.9	4.4	2.2	1.7	2.4	3.3	3.4	2.9	1.5	1.5
G56.0	3.8	4.2	1.9	1.4	2.3	3.3	3.0	2.6	1.4	1.5
G57.0	3.7	4.0	1.8	1.2	2.0	3.1	3.0	2.6	1.2	1.2
G58.0	3.6	3.8	1.4	1.1	1.8	2.8	2.9	2.3	1.0	0.0
G59.0	3.3	3.7	1.2	1.0	1.6	2.6	3.0	2.2	0.0	0.0
G60.0	3.2	3.5	1.0	0.0	1.2	2.6	2.7	2.2	0.0	0.0
G61.0	3.2	3.2	0.0	0.0	1.0	2.4	2.7	2.1	0.0	0.0
G62.0	3.0	3.0	0.0	0.0	1.0	2.3	2.7	1.9	0.0	0.0
G63.0	3.0	2.8	0.0	0.0	0.0	2.3	2.8	1.8	0.0	0.0
G64.0	2.8	2.6	0.0	0.0	0.0	2.2	2.7	1.6	0.0	0.0
G65.0	2.6	2.5	0.0	0.0	0.0	2.1	2.6	1.4	0.0	0.0
G66.0	2.6	2.3	0.0	0.0	0.0	1.9	2.6	1.0	0.0	0.0
G67.0	2.5	2.0	0.0	0.0	0.0	1.8	2.5	0.0	0.0	0.0
G68.0	2.3	2.0	0.0	0.0	0.0	1.6	2.2	0.0	0.0	0.0
G69.0	2.2	1.7	0.0	0.0	0.0	1.5	2.1	0.0	0.0	0.0
G70.0	2.0	1.5	0.0	0.0	0.0	1.3	1.9	0.0	0.0	0.0
G71.0	1.8	1.3	0.0	0.0	0.0	1.0	1.8	0.0	0.0	0.0
G72.0	1.6	1.3	0.0	0.0	0.0	0.0	1.6	0.0	0.0	0.0
G73.0	1.6	0.0	0.0	0.0	0.0	0.0	1.4	0.0	0.0	0.0

C Plane (°):0.0-360.0: 30.0

Test Lab:

Test Type: TYPE C

Temperature:

Operator:

Gamma Plane (°):0.0-180.0:1.0

Test Device:

Distance:

Humidity:

Inspector:

Candlepower Table (Continue 2)

Unit: cd

G\C	C0.0	C30.0	C60.0	C90.0	C120.0	C150.0	C180.0	C210.0	C240.0	C270.0
G74.0	1.3	0.0	0.0	0.0	0.0	0.0	1.3	0.0	0.0	0.0
G75.0	1.0	0.0	0.0	0.0	0.0	0.0	1.1	0.0	0.0	0.0
G76.0	0.0	0.0	0.0	0.0	0.0	0.0	1.0	0.0	0.0	0.0
G77.0	0.0	0.0	0.0	0.0	0.0	0.0	0.0	0.0	0.0	0.0
G78.0	0.0	0.0	0.0	0.0	0.0	0.0	0.0	0.0	0.0	0.0
G79.0	0.0	0.0	0.0	0.0	0.0	0.0	0.0	0.0	0.0	0.0
G80.0	0.0	0.0	0.0	0.0	0.0	0.0	0.0	0.0	0.0	0.0
G81.0	0.0	0.0	0.0	0.0	0.0	0.0	0.0	0.0	0.0	0.0
G82.0	0.0	0.0	0.0	0.0	0.0	0.0	0.0	0.0	0.0	0.0
G83.0	0.0	0.0	0.0	0.0	0.0	0.0	0.0	0.0	0.0	0.0
G84.0	0.0	0.0	0.0	0.0	0.0	0.0	0.0	0.0	0.0	0.0
G85.0	0.0	0.0	0.0	0.0	0.0	0.0	0.0	0.0	0.0	0.0
G86.0	0.0	0.0	0.0	0.0	0.0	0.0	0.0	0.0	0.0	0.0
G87.0	0.0	0.0	0.0	0.0	0.0	0.0	0.0	0.0	0.0	0.0
G88.0	0.0	0.0	0.0	0.0	0.0	0.0	0.0	0.0	0.0	0.0
G89.0	0.0	0.0	0.0	0.0	0.0	0.0	0.0	0.0	0.0	0.0
G90.0	0.0	0.0	0.0	0.0	0.0	0.0	0.0	0.0	0.0	0.0
G91.0	0.0	0.0	0.0	0.0	0.0	0.0	0.0	0.0	0.0	0.0
G92.0	0.0	0.0	0.0	0.0	0.0	0.0	0.0	0.0	0.0	0.0
G93.0	0.0	0.0	0.0	0.0	0.0	0.0	0.0	0.0	0.0	0.0
G94.0	0.0	0.0	0.0	0.0	0.0	0.0	0.0	0.0	0.0	0.0
G95.0	0.0	0.0	0.0	0.0	0.0	0.0	0.0	0.0	0.0	0.0
G96.0	0.0	0.0	0.0	0.0	0.0	0.0	0.0	0.0	0.0	0.0
G97.0	0.0	0.0	0.0	0.0	0.0	0.0	0.0	0.0	0.0	0.0
G98.0	0.0	0.0	0.0	0.0	0.0	0.0	0.0	0.0	0.0	0.0
G99.0	0.0	0.0	0.0	0.0	0.0	0.0	0.0	0.0	0.0	0.0
G100.0	0.0	0.0	0.0	0.0	0.0	0.0	0.0	0.0	0.0	0.0
G101.0	0.0	0.0	0.0	0.0	0.0	0.0	0.0	0.0	0.0	0.0
G102.0	0.0	0.0	0.0	0.0	0.0	0.0	0.0	0.0	0.0	0.0
G103.0	0.0	0.0	0.0	0.0	0.0	0.0	0.0	0.0	0.0	0.0
G104.0	0.0	0.0	0.0	0.0	0.0	0.0	0.0	0.0	0.0	0.0
G105.0	0.0	0.0	0.0	0.0	0.0	0.0	0.0	0.0	0.0	0.0
G106.0	0.0	0.0	0.0	0.0	0.0	0.0	0.0	0.0	0.0	0.0
G107.0	0.0	0.0	0.0	0.0	0.0	0.0	0.0	0.0	0.0	0.0
G108.0	0.0	0.0	0.0	0.0	0.0	0.0	0.0	0.0	0.0	0.0
G109.0	0.0	0.0	0.0	0.0	0.0	0.0	0.0	0.0	0.0	0.0
G110.0	0.0	0.0	0.0	0.0	0.0	0.0	0.0	0.0	0.0	0.0

C Plane (°):0.0-360.0: 30.0
 Test Lab:
 Test Type: TYPE C
 Temperature:
 Operator:

Gamma Plane (°):0.0-180.0:1.0
 Test Device:
 Distance:
 Humidity:
 Inspector:

Candlepower Table (Continue 3)

Unit: cd

GVC	C0.0	C30.0	C60.0	C90.0	C120.0	C150.0	C180.0	C210.0	C240.0	C270.0
G111.0	0.0	0.0	0.0	0.0	0.0	0.0	0.0	0.0	0.0	0.0
G112.0	0.0	0.0	0.0	0.0	0.0	0.0	0.0	0.0	0.0	0.0
G113.0	0.0	0.0	0.0	0.0	0.0	0.0	0.0	0.0	0.0	0.0
G114.0	0.0	0.0	0.0	0.0	0.0	0.0	0.0	0.0	0.0	0.0
G115.0	0.0	0.0	0.0	0.0	0.0	0.0	0.0	0.0	0.0	0.0
G116.0	0.0	0.0	0.0	0.0	0.0	0.0	0.0	0.0	0.0	0.0
G117.0	0.0	0.0	0.0	0.0	0.0	0.0	0.0	0.0	0.0	0.0
G118.0	0.0	0.0	0.0	0.0	0.0	0.0	0.0	0.0	0.0	0.0
G119.0	0.0	0.0	0.0	0.0	0.0	0.0	0.0	0.0	0.0	0.0
G120.0	0.0	0.0	0.0	0.0	0.0	0.0	0.0	0.0	0.0	0.0
G121.0	0.0	0.0	0.0	0.0	0.0	0.0	0.0	0.0	0.0	0.0
G122.0	0.0	0.0	0.0	0.0	0.0	0.0	0.0	0.0	0.0	0.0
G123.0	0.0	0.0	0.0	0.0	0.0	0.0	0.0	0.0	0.0	0.0
G124.0	0.0	0.0	0.0	0.0	0.0	0.0	0.0	0.0	0.0	0.0
G125.0	0.0	0.0	0.0	0.0	0.0	0.0	0.0	0.0	0.0	0.0
G126.0	0.0	0.0	0.0	0.0	0.0	0.0	0.0	0.0	0.0	0.0
G127.0	0.0	0.0	0.0	0.0	0.0	0.0	0.0	0.0	0.0	0.0
G128.0	0.0	0.0	0.0	0.0	0.0	0.0	0.0	0.0	0.0	0.0
G129.0	0.0	0.0	0.0	0.0	0.0	0.0	0.0	0.0	0.0	0.0
G130.0	0.0	0.0	0.0	0.0	0.0	0.0	0.0	0.0	0.0	0.0
G131.0	0.0	0.0	0.0	0.0	0.0	0.0	0.0	0.0	0.0	0.0
G132.0	0.0	0.0	0.0	0.0	0.0	0.0	0.0	0.0	0.0	0.0
G133.0	0.0	0.0	0.0	0.0	0.0	0.0	0.0	0.0	0.0	0.0
G134.0	0.0	0.0	0.0	0.0	0.0	0.0	0.0	0.0	0.0	0.0
G135.0	0.0	0.0	0.0	0.0	0.0	0.0	0.0	0.0	0.0	0.0
G136.0	0.0	0.0	0.0	0.0	0.0	0.0	0.0	0.0	0.0	0.0
G137.0	0.0	0.0	0.0	0.0	0.0	0.0	0.0	0.0	0.0	0.0
G138.0	0.0	0.0	0.0	0.0	0.0	0.0	0.0	0.0	0.0	0.0
G139.0	0.0	0.0	0.0	0.0	0.0	0.0	0.0	0.0	0.0	0.0
G140.0	0.0	0.0	0.0	0.0	0.0	0.0	0.0	0.0	0.0	0.0
G141.0	0.0	0.0	0.0	0.0	0.0	0.0	0.0	0.0	0.0	0.0
G142.0	0.0	0.0	0.0	0.0	0.0	0.0	0.0	0.0	0.0	0.0
G143.0	0.0	0.0	0.0	0.0	0.0	0.0	0.0	0.0	0.0	0.0
G144.0	0.0	0.0	0.0	0.0	0.0	0.0	0.0	0.0	0.0	0.0
G145.0	0.0	0.0	0.0	0.0	0.0	0.0	0.0	0.0	0.0	0.0
G146.0	0.0	0.0	0.0	0.0	0.0	0.0	0.0	0.0	0.0	0.0
G147.0	0.0	0.0	0.0	0.0	0.0	0.0	0.0	0.0	0.0	0.0

C Plane (°):0.0-360.0: 30.0
 Test Lab:
 Test Type: TYPE C
 Temperature:
 Operator:

Gamma Plane (°):0.0-180.0:1.0
 Test Device:
 Distance:
 Humidity:
 Inspector:

Candlepower Table (Continue 4)

Unit: cd

GVC	C0.0	C30.0	C60.0	C90.0	C120.0	C150.0	C180.0	C210.0	C240.0	C270.0
G148.0	0.0	0.0	0.0	0.0	0.0	0.0	0.0	0.0	0.0	0.0
G149.0	0.0	0.0	0.0	0.0	0.0	0.0	0.0	0.0	0.0	0.0
G150.0	0.0	0.0	0.0	0.0	0.0	0.0	0.0	0.0	0.0	0.0
G151.0	0.0	0.0	0.0	0.0	0.0	0.0	0.0	0.0	0.0	0.0
G152.0	0.0	0.0	0.0	0.0	0.0	0.0	0.0	0.0	0.0	0.0
G153.0	0.0	0.0	0.0	0.0	0.0	0.0	0.0	0.0	0.0	0.0
G154.0	0.0	0.0	0.0	0.0	0.0	0.0	0.0	0.0	0.0	0.0
G155.0	0.0	0.0	0.0	0.0	1.0	0.0	0.0	0.0	0.0	0.0
G156.0	0.0	0.0	0.0	0.0	0.0	0.0	0.0	0.0	0.0	0.9
G157.0	0.0	0.0	0.0	0.0	1.0	0.0	0.0	0.0	0.0	1.0
G158.0	0.0	0.0	0.0	0.0	1.0	0.0	0.0	0.0	0.0	0.0
G159.0	0.0	0.0	0.0	0.0	1.0	0.0	0.0	0.0	0.0	0.9
G160.0	0.0	0.0	0.0	0.0	1.2	0.0	0.0	0.0	0.0	1.0
G161.0	0.0	0.0	0.0	0.0	1.2	0.0	0.0	0.0	0.0	1.0
G162.0	0.0	0.0	0.0	0.0	1.2	0.0	0.0	0.0	0.0	1.1
G163.0	0.0	0.0	1.0	0.9	1.4	0.0	0.0	0.0	0.0	1.1
G164.0	0.0	0.0	1.0	0.0	1.3	0.0	0.0	0.0	0.0	1.2
G165.0	0.0	0.0	0.9	0.0	1.4	0.0	0.0	0.0	0.0	1.2
G166.0	0.0	0.0	1.0	0.0	1.2	0.0	0.0	0.0	0.0	1.3
G167.0	0.0	0.0	1.1	1.0	1.2	0.0	0.0	0.0	0.0	1.1
G168.0	0.0	0.0	1.0	1.1	1.4	0.0	0.0	0.0	0.0	1.2
G169.0	0.0	0.0	1.1	1.0	1.2	0.0	0.0	0.0	0.0	1.2
G170.0	0.0	0.0	1.2	1.1	1.4	0.0	0.0	0.0	0.0	1.2
G171.0	0.0	0.0	1.2	1.0	1.3	0.0	0.0	0.0	0.9	1.1
G172.0	0.0	0.0	1.4	1.0	1.3	0.0	0.0	0.0	0.0	1.2
G173.0	0.0	0.0	1.3	1.1	1.3	0.0	0.0	0.0	0.0	1.2
G174.0	0.0	0.0	1.1	1.0	1.5	0.0	0.0	0.0	0.0	1.2
G175.0	0.0	0.0	1.2	1.0	1.4	0.0	0.0	0.0	0.0	1.2
G176.0	0.0	0.0	1.2	1.0	1.4	0.0	0.0	0.0	1.0	1.2
G177.0	0.0	0.0	1.4	1.1	1.2	0.0	0.0	0.0	1.0	1.2
G178.0	0.0	0.0	1.0	1.1	1.3	0.0	0.0	0.0	0.0	1.1
G179.0	0.0	0.0	1.2	1.1	1.3	0.0	0.0	0.0	0.0	1.3
G180.0	0.0	0.0	0.0	1.1	1.4	0.0	0.0	0.0	0.0	1.4

C Plane (°):0.0-360.0: 30.0
 Test Lab:
 Test Type: TYPE C
 Temperature:
 Operator:

Gamma Plane (°):0.0-180.0:1.0
 Test Device:
 Distance:
 Humidity:
 Inspector:

Candlepower Table (Continue 5)

Unit: cd

G\C	C300.0	C330.0	C360.0							
G0.0	782.6	775.4	895.8							
G1.0	769.3	772.1	904.9							
G2.0	751.3	760.4	905.5							
G3.0	722.8	742.5	896.8							
G4.0	690.5	721.6	878.9							
G5.0	660.0	693.9	859.7							
G6.0	624.1	664.2	827.9							
G7.0	579.7	628.6	793.4							
G8.0	534.2	586.1	758.8							
G9.0	494.3	544.8	714.8							
G10.0	452.0	499.5	666.6							
G11.0	409.0	458.2	618.0							
G12.0	368.0	416.9	567.0							
G13.0	331.8	373.1	514.2							
G14.0	293.7	335.7	467.1							
G15.0	263.0	299.8	421.2							
G16.0	229.9	267.2	378.2							
G17.0	201.4	232.9	334.6							
G18.0	176.0	204.5	296.8							
G19.0	153.2	179.3	262.4							
G20.0	130.6	156.6	229.7							
G21.0	112.8	136.2	199.7							
G22.0	97.2	116.5	170.2							
G23.0	83.3	100.0	146.4							
G24.0	70.6	86.4	125.4							
G25.0	60.8	73.9	105.4							
G26.0	52.3	62.7	89.7							
G27.0	45.2	54.3	77.0							
G28.0	39.0	46.7	65.3							
G29.0	33.4	40.7	55.2							
G30.0	28.7	35.1	46.4							
G31.0	25.2	30.9	40.0							
G32.0	22.5	27.4	34.3							
G33.0	19.9	23.9	29.6							
G34.0	17.8	21.0	25.9							
G35.0	15.9	18.7	22.6							
G36.0	14.4	16.7	20.2							

C Plane (°):0.0-360.0: 30.0
 Test Lab:
 Test Type: TYPE C
 Temperature:
 Operator:

Gamma Plane (°):0.0-180.0:1.0
 Test Device:
 Distance:
 Humidity:
 Inspector:

Candlepower Table (Continue 6)

Unit: cd

G\C	C300.0	C330.0	C360.0							
G37.0	12.9	14.8	17.7							
G38.0	11.6	13.5	15.4							
G39.0	10.6	12.0	13.8							
G40.0	9.5	11.0	12.6							
G41.0	8.6	10.0	11.2							
G42.0	7.8	9.2	10.0							
G43.0	7.2	8.3	8.8							
G44.0	6.5	7.5	8.1							
G45.0	6.0	6.9	7.4							
G46.0	5.5	6.4	6.8							
G47.0	5.2	5.8	6.3							
G48.0	4.8	5.6	5.7							
G49.0	4.4	5.2	5.4							
G50.0	4.0	5.0	5.1							
G51.0	3.7	4.9	4.6							
G52.0	3.5	4.7	4.4							
G53.0	3.2	4.6	4.1							
G54.0	2.8	4.4	3.9							
G55.0	2.6	4.2	3.9							
G56.0	2.3	4.0	3.8							
G57.0	2.3	3.8	3.7							
G58.0	2.1	3.6	3.6							
G59.0	1.9	3.4	3.3							
G60.0	1.8	3.2	3.2							
G61.0	1.4	3.0	3.2							
G62.0	1.2	2.9	3.0							
G63.0	0.0	2.8	3.0							
G64.0	0.0	2.7	2.8							
G65.0	0.0	2.5	2.6							
G66.0	0.0	2.6	2.6							
G67.0	0.0	2.2	2.5							
G68.0	0.0	2.1	2.3							
G69.0	0.0	2.0	2.2							
G70.0	0.0	1.8	2.0							
G71.0	0.0	1.4	1.8							
G72.0	0.0	1.3	1.6							
G73.0	0.0	1.1	1.6							

C Plane (°):0.0-360.0: 30.0
 Test Lab:
 Test Type: TYPE C
 Temperature:
 Operator:

Gamma Plane (°):0.0-180.0:1.0
 Test Device:
 Distance:
 Humidity:
 Inspector:

Candlepower Table (Continue 7)

Unit: cd

G\C	C300.0	C330.0	C360.0							
G74.0	0.0	1.1	1.3							
G75.0	0.0	0.0	1.0							
G76.0	0.0	0.0	0.0							
G77.0	0.0	0.0	0.0							
G78.0	0.0	0.0	0.0							
G79.0	0.0	0.0	0.0							
G80.0	0.0	0.0	0.0							
G81.0	0.0	0.0	0.0							
G82.0	0.0	0.0	0.0							
G83.0	0.0	0.0	0.0							
G84.0	0.0	0.0	0.0							
G85.0	0.0	0.0	0.0							
G86.0	0.0	0.0	0.0							
G87.0	0.0	0.0	0.0							
G88.0	0.0	0.0	0.0							
G89.0	0.0	0.0	0.0							
G90.0	0.0	0.0	0.0							
G91.0	0.0	0.0	0.0							
G92.0	0.0	0.0	0.0							
G93.0	0.0	0.0	0.0							
G94.0	0.0	0.0	0.0							
G95.0	0.0	0.0	0.0							
G96.0	0.0	0.0	0.0							
G97.0	0.0	0.0	0.0							
G98.0	0.0	0.0	0.0							
G99.0	0.0	0.0	0.0							
G100.0	0.0	0.0	0.0							
G101.0	0.0	0.0	0.0							
G102.0	0.0	0.0	0.0							
G103.0	0.0	0.0	0.0							
G104.0	0.0	0.0	0.0							
G105.0	0.0	0.0	0.0							
G106.0	0.0	0.0	0.0							
G107.0	0.0	0.0	0.0							
G108.0	0.0	0.0	0.0							
G109.0	0.0	0.0	0.0							
G110.0	0.0	0.0	0.0							

C Plane (°):0.0-360.0: 30.0
 Test Lab:
 Test Type: TYPE C
 Temperature:
 Operator:

Gamma Plane (°):0.0-180.0:1.0
 Test Device:
 Distance:
 Humidity:
 Inspector:

Candlepower Table (Continue 8)

Unit: cd

GVC	C300.0	C330.0	C360.0							
G111.0	0.0	0.0	0.0							
G112.0	0.0	0.0	0.0							
G113.0	0.0	0.0	0.0							
G114.0	0.0	0.0	0.0							
G115.0	0.0	0.0	0.0							
G116.0	0.0	0.0	0.0							
G117.0	0.0	0.0	0.0							
G118.0	0.0	0.0	0.0							
G119.0	0.0	0.0	0.0							
G120.0	0.0	0.0	0.0							
G121.0	0.0	0.0	0.0							
G122.0	0.0	0.0	0.0							
G123.0	0.0	0.0	0.0							
G124.0	0.0	0.0	0.0							
G125.0	0.0	0.0	0.0							
G126.0	0.0	0.0	0.0							
G127.0	0.0	0.0	0.0							
G128.0	0.0	0.0	0.0							
G129.0	0.0	0.0	0.0							
G130.0	0.0	0.0	0.0							
G131.0	0.0	0.0	0.0							
G132.0	0.0	0.0	0.0							
G133.0	0.0	0.0	0.0							
G134.0	0.0	0.0	0.0							
G135.0	0.0	0.0	0.0							
G136.0	0.0	0.0	0.0							
G137.0	0.0	0.0	0.0							
G138.0	0.0	0.0	0.0							
G139.0	0.0	0.0	0.0							
G140.0	0.0	0.0	0.0							
G141.0	0.0	0.0	0.0							
G142.0	0.0	0.0	0.0							
G143.0	0.0	0.0	0.0							
G144.0	0.0	0.0	0.0							
G145.0	0.0	0.0	0.0							
G146.0	0.0	0.0	0.0							
G147.0	0.0	0.0	0.0							

C Plane (°):0.0-360.0: 30.0
 Test Lab:
 Test Type: TYPE C
 Temperature:
 Operator:

Gamma Plane (°):0.0-180.0:1.0
 Test Device:
 Distance:
 Humidity:
 Inspector:

Candlepower Table (Continue 9)

Unit: cd

GVC	C300.0	C330.0	C360.0							
G148.0	0.0	0.0	0.0							
G149.0	0.0	0.0	0.0							
G150.0	0.0	0.0	0.0							
G151.0	0.0	0.0	0.0							
G152.0	0.0	0.0	0.0							
G153.0	0.0	0.0	0.0							
G154.0	0.0	0.0	0.0							
G155.0	0.0	0.0	0.0							
G156.0	0.0	0.0	0.0							
G157.0	0.0	0.0	0.0							
G158.0	0.0	0.0	0.0							
G159.0	0.0	0.0	0.0							
G160.0	0.0	0.0	0.0							
G161.0	0.0	0.0	0.0							
G162.0	1.0	0.0	0.0							
G163.0	1.0	0.0	0.0							
G164.0	1.0	0.0	0.0							
G165.0	1.2	0.0	0.0							
G166.0	1.1	0.0	0.0							
G167.0	1.3	0.0	0.0							
G168.0	1.3	0.0	0.0							
G169.0	1.1	0.9	0.0							
G170.0	1.1	0.0	0.0							
G171.0	1.1	0.9	0.0							
G172.0	1.1	1.0	0.0							
G173.0	1.1	1.0	0.0							
G174.0	1.1	1.2	0.0							
G175.0	1.0	1.1	0.0							
G176.0	1.2	1.2	0.0							
G177.0	1.1	1.1	0.0							
G178.0	1.1	1.0	0.0							
G179.0	0.9	1.1	0.0							
G180.0	1.1	1.1	0.0							

C Plane (°):0.0-360.0: 30.0
 Test Lab:
 Test Type: TYPE C
 Temperature:
 Operator:

Gamma Plane (°):0.0-180.0:1.0
 Test Device:
 Distance:
 Humidity:
 Inspector: