

Luminaire Property

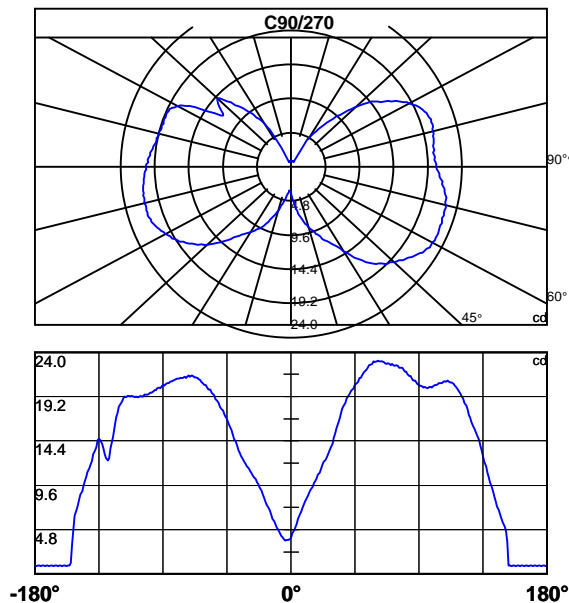
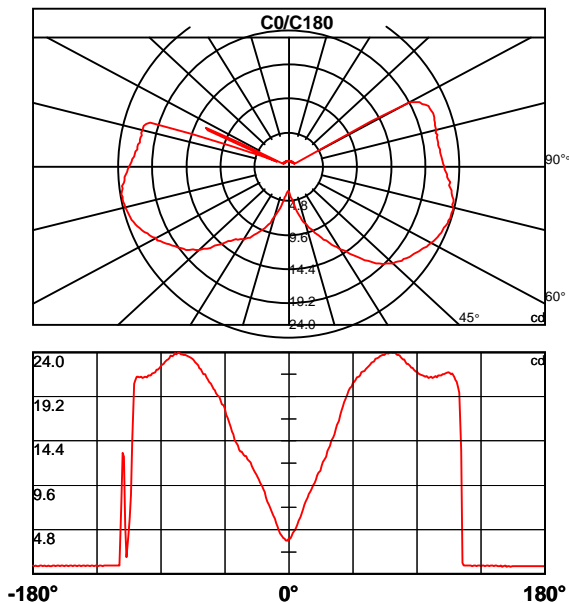
Report NO.: EST-G9-3W-SG-H-2835
 Test NO.:
 Lamp:
 Sum Lumens: 201.13 lm
 Number of Lamps: 1
 Diameter: 200mm
 Length: mm
 Photometric Type: Type C

Voltage: 221.0 V
 Current: 0.033 A
 Power: 2.3 W
 Power Factor: 0.313
 Ballast Type:
 Width: 200mm
 Height: mm
 Remark:

Photometric Results

Lumens: 201.13 lm
 Efficiency: 100%
 Central Intensity: 3.864cd
 Maximum Intensity: 23.995cd
 Beam Angle(10%): Left: -189.8 Right:50.9

Angle of maximum intensity: C:0.0 G:71.0
 Half Peak Side Angle(50%): Left: -188.2 Right:50.1
 Up Flux Rate: 39.36%
 Down Flux Rate: 60.64%



Photometric Data Table [cd]

Cly	0.0	1.0	2.0	3.0	4.0	5.0	6.0	7.0	8.0	9.0
0.0	3.9	3.8	4.1	4.4	4.7	5.0	5.4	5.8	6.2	6.6
45.0	3.9	4.4	4.8	5.1	5.4	6.0	6.4	6.8	7.1	7.5
90.0	3.9	4.4	4.8	5.1	5.4	6.0	6.4	6.8	7.1	7.5
135.0	3.9	3.6	3.6	3.8	3.9	4.1	4.4	4.7	5.1	5.5
180.0	3.9	3.6	3.6	3.8	3.9	4.1	4.4	4.7	5.1	5.5
225.0	3.9	3.8	3.7	3.7	3.6	3.8	4.0	4.1	4.5	4.8
270.0	3.9	3.8	3.7	3.7	3.6	3.8	4.0	4.1	4.5	4.8
315.0	3.9	3.8	4.1	4.4	4.7	5.0	5.4	5.8	6.2	6.6
360.0	3.9	3.8	4.1	4.4	4.7	5.0	5.4	5.8	6.2	6.6

Cly	10.0	11.0	12.0	13.0	14.0	15.0	16.0	17.0	18.0	19.0
0.0	7.0	7.5	7.8	8.2	8.7	8.9	9.1	9.7	9.9	10.2
45.0	7.9	8.2	8.5	8.9	9.1	9.5	9.8	10.1	10.4	10.7
90.0	7.9	8.2	8.5	8.9	9.1	9.5	9.8	10.1	10.4	10.7
135.0	6.0	6.4	6.7	7.1	7.5	7.8	8.2	8.9	9.2	9.5
180.0	6.0	6.4	6.7	7.1	7.5	7.8	8.2	8.9	9.2	9.5
225.0	5.0	5.3	5.7	6.0	6.4	6.9	7.2	7.5	7.9	8.2
270.0	5.0	5.3	5.7	6.0	6.4	6.9	7.2	7.5	7.9	8.2
315.0	7.0	7.5	7.8	8.2	8.7	8.9	9.1	9.7	9.9	10.2
360.0	7.0	7.5	7.8	8.2	8.7	8.9	9.1	9.7	9.9	10.2

Cly	20.0	21.0	22.0	23.0	24.0	25.0	26.0	27.0	28.0	29.0
0.0	10.7	10.9	11.2	11.7	12.1	12.4	12.7	13.3	13.6	13.8
45.0	11.0	11.4	11.8	12.1	12.4	12.6	12.9	13.3	13.6	14.1
90.0	11.0	11.4	11.8	12.1	12.4	12.6	12.9	13.3	13.6	14.1
135.0	9.9	10.2	10.5	10.8	11.1	11.4	11.7	12.1	12.2	12.4
180.0	9.9	10.2	10.5	10.8	11.1	11.4	11.7	12.1	12.2	12.4
225.0	8.6	9.0	9.4	9.7	9.9	10.3	10.5	10.7	11.0	11.2
270.0	8.6	9.0	9.4	9.7	9.9	10.3	10.5	10.7	11.0	11.2
315.0	10.7	10.9	11.2	11.7	12.1	12.4	12.7	13.3	13.6	13.8
360.0	10.7	10.9	11.2	11.7	12.1	12.4	12.7	13.3	13.6	13.8

Cly	30.0	31.0	32.0	33.0	34.0	35.0	36.0	37.0	38.0	39.0
0.0	14.4	14.7	15.1	15.7	16.2	16.6	17.2	17.7	18.1	18.6
45.0	14.7	15.2	15.8	16.4	16.8	17.3	17.9	18.2	18.6	19.0
90.0	14.7	15.2	15.8	16.4	16.8	17.3	17.9	18.2	18.6	19.0
135.0	12.7	12.8	12.9	13.2	13.3	13.5	14.0	14.2	14.5	15.1
180.0	12.7	12.8	12.9	13.2	13.3	13.5	14.0	14.2	14.5	15.1
225.0	11.4	11.7	11.9	12.2	12.4	12.7	13.1	13.4	13.8	14.3
270.0	11.4	11.7	11.9	12.2	12.4	12.7	13.1	13.4	13.8	14.3
315.0	14.4	14.7	15.1	15.7	16.2	16.6	17.2	17.7	18.1	18.6
360.0	14.4	14.7	15.1	15.7	16.2	16.6	17.2	17.7	18.1	18.6

Photometric Data Table [cd]

Cly	40.0	41.0	42.0	43.0	44.0	45.0	46.0	47.0	48.0	49.0
0.0	19.1	19.4	19.8	20.1	20.3	20.7	20.8	21.0	21.3	21.4
45.0	19.2	19.4	19.8	20.0	20.1	20.5	20.6	20.8	21.2	21.2
90.0	19.2	19.4	19.8	20.0	20.1	20.5	20.6	20.8	21.2	21.2
135.0	15.4	15.9	16.5	16.9	17.2	17.8	18.2	18.4	18.8	19.2
180.0	15.4	15.9	16.5	16.9	17.2	17.8	18.2	18.4	18.8	19.2
225.0	14.6	15.1	15.6	15.9	16.3	16.8	17.0	17.3	17.7	17.9
270.0	14.6	15.1	15.6	15.9	16.3	16.8	17.0	17.3	17.7	17.9
315.0	19.1	19.4	19.8	20.1	20.3	20.7	20.8	21.0	21.3	21.4
360.0	19.1	19.4	19.8	20.1	20.3	20.7	20.8	21.0	21.3	21.4

Cly	50.0	51.0	52.0	53.0	54.0	55.0	56.0	57.0	58.0	59.0
0.0	21.5	21.8	21.9	22.0	22.2	22.4	22.5	22.6	22.9	22.9
45.0	21.5	21.8	22.0	22.1	22.3	22.6	22.7	22.8	23.0	22.9
90.0	21.5	21.8	22.0	22.1	22.3	22.6	22.7	22.8	23.0	22.9
135.0	19.3	19.6	19.9	20.0	20.3	20.6	20.8	21.1	21.3	21.6
180.0	19.3	19.6	19.9	20.0	20.3	20.6	20.8	21.1	21.3	21.6
225.0	18.1	18.5	18.7	18.9	19.3	19.4	19.7	20.0	20.0	20.2
270.0	18.1	18.5	18.7	18.9	19.3	19.4	19.7	20.0	20.0	20.2
315.0	21.5	21.8	21.9	22.0	22.2	22.4	22.5	22.6	22.9	22.9
360.0	21.5	21.8	21.9	22.0	22.2	22.4	22.5	22.6	22.9	22.9

Cly	60.0	61.0	62.0	63.0	64.0	65.0	66.0	67.0	68.0	69.0
0.0	23.0	23.3	23.4	23.5	23.6	23.6	23.7	23.7	23.8	23.9
45.0	23.0	23.1	23.0	23.0	23.0	22.9	22.8	22.8	22.8	22.7
90.0	23.0	23.1	23.0	23.0	23.0	22.9	22.8	22.8	22.8	22.7
135.0	21.6	21.9	22.2	22.3	22.6	22.8	22.9	23.1	23.3	23.4
180.0	21.6	21.9	22.2	22.3	22.6	22.8	22.9	23.1	23.3	23.4
225.0	20.5	20.5	20.7	20.8	21.0	21.1	21.2	21.3	21.3	21.4
270.0	20.5	20.5	20.7	20.8	21.0	21.1	21.2	21.3	21.3	21.4
315.0	23.0	23.3	23.4	23.5	23.6	23.6	23.7	23.7	23.8	23.9
360.0	23.0	23.3	23.4	23.5	23.6	23.6	23.7	23.7	23.8	23.9

Cly	70.0	71.0	72.0	73.0	74.0	75.0	76.0	77.0	78.0	79.0
0.0	23.8	24.0	24.0	23.9	24.0	23.9	23.7	23.7	23.6	23.4
45.0	22.6	22.7	22.6	22.5	22.6	22.5	22.4	22.4	22.3	22.1
90.0	22.6	22.7	22.6	22.5	22.6	22.5	22.4	22.4	22.3	22.1
135.0	23.5	23.6	23.6	23.7	23.7	23.8	23.8	23.9	23.9	23.8
180.0	23.5	23.6	23.6	23.7	23.7	23.8	23.8	23.9	23.9	23.8
225.0	21.5	21.4	21.5	21.4	21.2	21.4	21.2	21.2	21.2	21.1
270.0	21.5	21.4	21.5	21.4	21.2	21.4	21.2	21.2	21.2	21.1
315.0	23.8	24.0	24.0	23.9	24.0	23.9	23.7	23.7	23.6	23.4
360.0	23.8	24.0	24.0	23.9	24.0	23.9	23.7	23.7	23.6	23.4

Photometric Data Table [cd]

Cly	80.0	81.0	82.0	83.0	84.0	85.0	86.0	87.0	88.0	89.0
0.0	23.3	23.2	22.9	22.7	22.8	22.5	22.3	22.3	22.1	21.9
45.0	21.9	21.9	21.6	21.4	21.4	21.1	20.9	20.9	20.7	20.5
90.0	21.9	21.9	21.6	21.4	21.4	21.1	20.9	20.9	20.7	20.5
135.0	23.9	23.7	23.6	23.6	23.4	23.2	23.1	22.9	22.8	22.7
180.0	23.9	23.7	23.6	23.6	23.4	23.2	23.1	22.9	22.8	22.7
225.0	21.1	21.1	21.0	20.9	20.9	20.8	20.7	20.7	20.6	20.4
270.0	21.1	21.1	21.0	20.9	20.9	20.8	20.7	20.7	20.6	20.4
315.0	23.3	23.2	22.9	22.7	22.8	22.5	22.3	22.3	22.1	21.9
360.0	23.3	23.2	22.9	22.7	22.8	22.5	22.3	22.3	22.1	21.9

Cly	90.0	91.0	92.0	93.0	94.0	95.0	96.0	97.0	98.0	99.0
0.0	21.9	21.7	21.6	21.6	21.5	21.4	21.4	21.4	21.2	21.3
45.0	20.5	20.4	20.3	20.2	20.2	20.2	20.1	20.2	20.2	20.2
90.0	20.5	20.4	20.3	20.2	20.2	20.2	20.1	20.2	20.2	20.2
135.0	22.5	22.3	22.1	22.1	21.8	21.8	21.7	21.5	21.5	21.5
180.0	22.5	22.3	22.1	22.1	21.8	21.8	21.7	21.5	21.5	21.5
225.0	20.5	20.3	20.1	20.2	20.1	19.9	19.9	19.8	19.7	19.7
270.0	20.5	20.3	20.1	20.2	20.1	19.9	19.9	19.8	19.7	19.7
315.0	21.9	21.7	21.6	21.6	21.5	21.4	21.4	21.4	21.2	21.3
360.0	21.9	21.7	21.6	21.6	21.5	21.4	21.4	21.4	21.2	21.3

Cly	100.0	101.0	102.0	103.0	104.0	105.0	106.0	107.0	108.0	109.0
0.0	21.4	21.2	21.3	21.4	21.3	21.5	21.5	21.5	21.6	21.7
45.0	20.3	20.5	20.5	20.5	20.7	20.7	20.7	20.8	20.9	20.8
90.0	20.3	20.5	20.5	20.5	20.7	20.7	20.7	20.8	20.9	20.8
135.0	21.3	21.4	21.3	21.2	21.4	21.3	21.4	21.4	21.0	20.6
180.0	21.3	21.4	21.3	21.2	21.4	21.3	21.4	21.4	21.0	20.6
225.0	19.5	19.4	19.4	19.4	19.2	19.2	19.3	19.1	19.1	19.2
270.0	19.5	19.4	19.4	19.4	19.2	19.2	19.3	19.1	19.1	19.2
315.0	21.4	21.2	21.3	21.4	21.3	21.5	21.5	21.5	21.6	21.7
360.0	21.4	21.2	21.3	21.4	21.3	21.5	21.5	21.5	21.6	21.7

Cly	110.0	111.0	112.0	113.0	114.0	115.0	116.0	117.0	118.0	119.0
0.0	21.7	21.8	21.8	21.8	21.7	21.7	21.4	21.0	20.8	20.2
45.0	20.9	20.8	20.7	20.7	20.6	20.4	20.2	20.0	19.8	19.5
90.0	20.9	20.8	20.7	20.7	20.6	20.4	20.2	20.0	19.8	19.5
135.0	14.4	8.6	6.0	4.2	1.8	5.3	12.7	13.1	7.7	1.0
180.0	14.4	8.6	6.0	4.2	1.8	5.3	12.7	13.1	7.7	1.0
225.0	19.1	19.2	19.3	19.2	19.3	19.3	19.1	19.2	19.0	18.7
270.0	19.1	19.2	19.3	19.2	19.3	19.3	19.1	19.2	19.0	18.7
315.0	21.7	21.8	21.8	21.8	21.7	21.7	21.4	21.0	20.8	20.2
360.0	21.7	21.8	21.8	21.8	21.7	21.7	21.4	21.0	20.8	20.2

Photometric Data Table [cd]

Cly	120.0	121.0	122.0	123.0	124.0	125.0	126.0	127.0	128.0	129.0
0.0	19.7	13.4	1.2	0.9	1.0	0.9	0.9	0.9	0.9	0.8
45.0	19.2	19.0	18.6	18.2	17.8	17.2	16.9	16.4	16.0	15.7
90.0	19.2	19.0	18.6	18.2	17.8	17.2	16.9	16.4	16.0	15.7
135.0	1.0	1.0	1.0	1.0	1.0	0.9	1.0	0.9	0.9	1.0
180.0	1.0	1.0	1.0	1.0	1.0	0.9	1.0	0.9	0.9	1.0
225.0	18.4	18.1	17.4	17.0	16.2	14.9	14.2	13.6	12.5	12.3
270.0	18.4	18.1	17.4	17.0	16.2	14.9	14.2	13.6	12.5	12.3
315.0	19.7	13.4	1.2	0.9	1.0	0.9	0.9	0.9	0.9	0.8
360.0	19.7	13.4	1.2	0.9	1.0	0.9	0.9	0.9	0.9	0.8

Cly	130.0	131.0	132.0	133.0	134.0	135.0	136.0	137.0	138.0	139.0
0.0	0.9	0.9	0.8	0.9	0.9	0.8	0.9	0.9	0.8	0.9
45.0	15.3	15.0	14.5	13.9	13.4	12.7	12.2	11.6	11.0	10.5
90.0	15.3	15.0	14.5	13.9	13.4	12.7	12.2	11.6	11.0	10.5
135.0	0.9	0.8	1.0	0.9	0.8	0.9	0.9	0.8	0.9	0.9
180.0	0.9	0.8	1.0	0.9	0.8	0.9	0.9	0.8	0.9	0.9
225.0	12.5	13.0	13.6	14.1	14.5	14.6	14.5	13.7	13.4	12.9
270.0	12.5	13.0	13.6	14.1	14.5	14.6	14.5	13.7	13.4	12.9
315.0	0.9	0.9	0.8	0.9	0.9	0.8	0.9	0.9	0.8	0.9
360.0	0.9	0.9	0.8	0.9	0.9	0.8	0.9	0.9	0.8	0.9

Cly	140.0	141.0	142.0	143.0	144.0	145.0	146.0	147.0	148.0	149.0
0.0	0.9	0.8	0.9	0.9	0.8	0.9	0.9	0.8	0.8	0.9
45.0	9.9	9.4	8.9	8.4	7.8	7.3	6.9	6.4	6.0	5.5
90.0	9.9	9.4	8.9	8.4	7.8	7.3	6.9	6.4	6.0	5.5
135.0	0.8	0.9	0.9	0.8	0.9	0.9	0.8	0.9	0.9	0.8
180.0	0.8	0.9	0.9	0.8	0.9	0.9	0.8	0.9	0.9	0.8
225.0	12.2	11.9	11.5	11.0	10.5	10.1	9.6	8.9	8.6	8.1
270.0	12.2	11.9	11.5	11.0	10.5	10.1	9.6	8.9	8.6	8.1
315.0	0.9	0.8	0.9	0.9	0.8	0.9	0.9	0.8	0.8	0.9
360.0	0.9	0.8	0.9	0.9	0.8	0.9	0.9	0.8	0.8	0.9

Cly	150.0	151.0	152.0	153.0	154.0	155.0	156.0	157.0	158.0	159.0
0.0	0.8	0.8	0.9	0.8	0.8	0.8	0.8	0.8	0.8	0.8
45.0	5.1	4.7	3.5	1.0	0.9	0.8	0.9	0.9	0.8	0.9
90.0	5.1	4.7	3.5	1.0	0.9	0.8	0.9	0.9	0.8	0.9
135.0	0.9	0.9	0.8	0.9	0.9	0.8	0.9	0.9	0.8	0.9
180.0	0.9	0.9	0.8	0.9	0.9	0.8	0.9	0.9	0.8	0.9
225.0	7.5	6.9	6.3	4.8	3.2	1.2	0.9	0.9	0.8	0.9
270.0	7.5	6.9	6.3	4.8	3.2	1.2	0.9	0.9	0.8	0.9
315.0	0.8	0.8	0.9	0.8	0.8	0.8	0.8	0.8	0.8	0.8
360.0	0.8	0.8	0.9	0.8	0.8	0.8	0.8	0.8	0.8	0.8

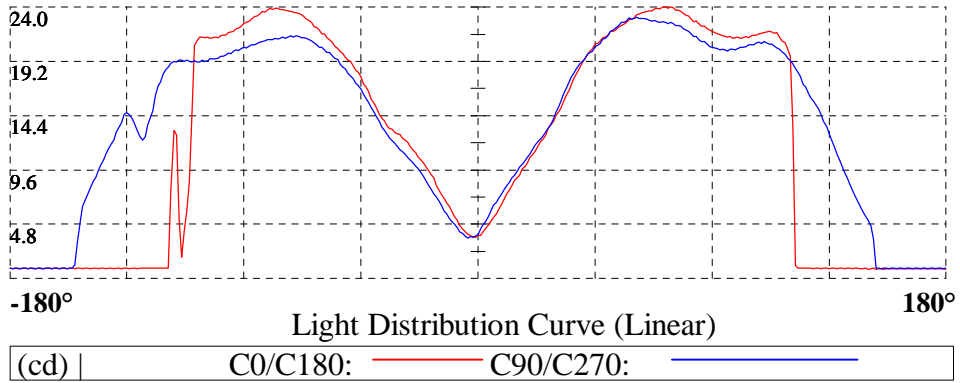
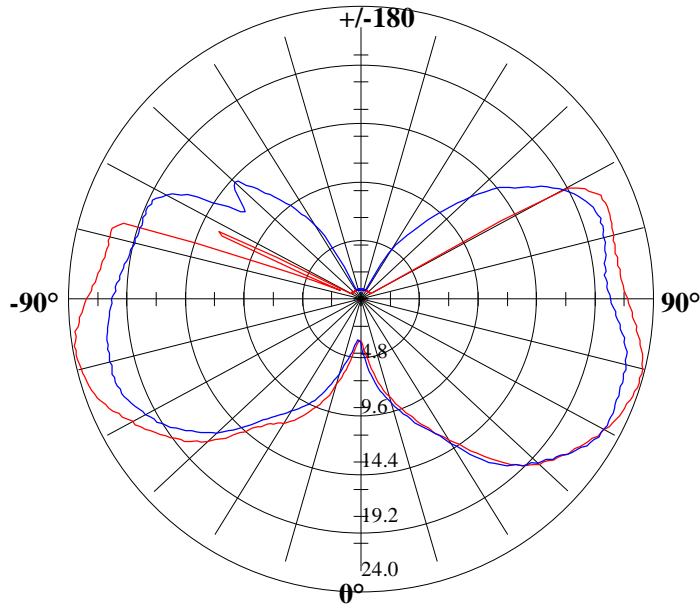
Photometric Data Table [cd]

C _v	160.0	161.0	162.0	163.0	164.0	165.0	166.0	167.0	168.0	169.0
0.0	0.8	0.8	0.8	0.8	0.8	0.8	0.8	0.8	0.8	0.8
45.0	0.9	0.8	0.9	0.9	0.8	0.9	0.9	0.8	0.9	0.9
90.0	0.9	0.8	0.9	0.9	0.8	0.9	0.9	0.8	0.9	0.9
135.0	0.9	0.8	0.9	0.9	0.8	0.9	0.9	0.8	0.8	0.9
180.0	0.9	0.8	0.9	0.9	0.8	0.9	0.9	0.8	0.8	0.9
225.0	0.9	0.8	0.9	0.9	0.8	0.9	0.9	0.8	0.9	0.9
270.0	0.9	0.8	0.9	0.9	0.8	0.9	0.9	0.8	0.9	0.9
315.0	0.8	0.8	0.8	0.8	0.8	0.8	0.8	0.8	0.8	0.8
360.0	0.8	0.8	0.8	0.8	0.8	0.8	0.8	0.8	0.8	0.8

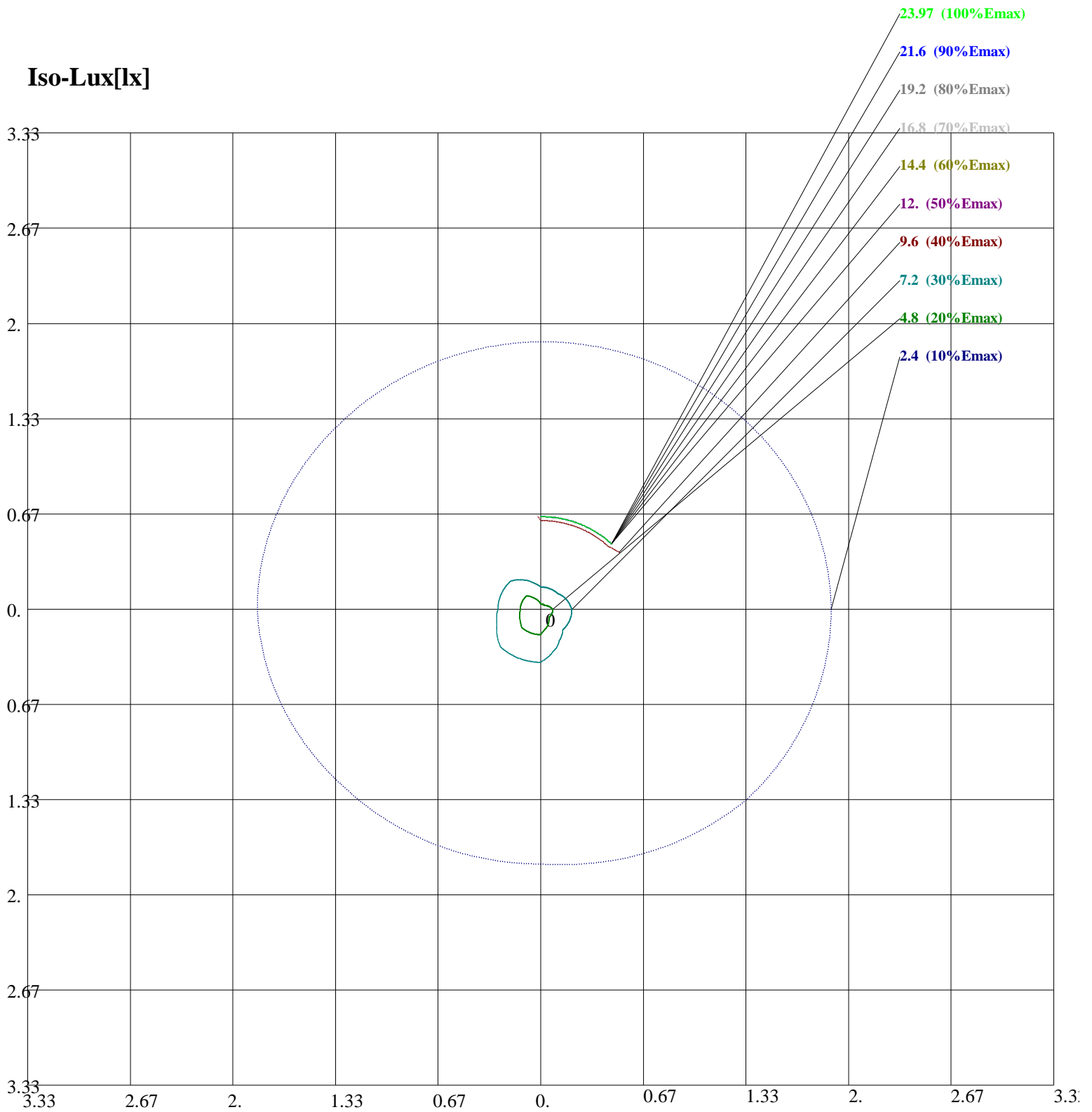
C _v	170.0	171.0	172.0	173.0	174.0	175.0	176.0	177.0	178.0	179.0
0.0	0.8	0.8	0.8	0.8	0.8	0.8	0.8	0.8	0.8	0.8
45.0	0.8	0.9	0.9	0.8	0.9	0.9	0.8	0.9	0.9	0.8
90.0	0.8	0.9	0.9	0.8	0.9	0.9	0.8	0.9	0.9	0.8
135.0	0.8	0.8	0.9	0.8	0.9	0.9	0.8	0.8	0.9	0.8
180.0	0.8	0.8	0.9	0.8	0.9	0.9	0.8	0.8	0.9	0.8
225.0	0.8	0.9	0.9	0.8	0.9	0.9	0.8	0.9	0.9	0.8
270.0	0.8	0.9	0.9	0.8	0.9	0.9	0.8	0.9	0.9	0.8
315.0	0.8	0.8	0.8	0.8	0.8	0.8	0.8	0.8	0.8	0.8
360.0	0.8	0.8	0.8	0.8	0.8	0.8	0.8	0.8	0.8	0.8

C _v	180.0
0.0	0.8
45.0	0.9
90.0	0.9
135.0	0.9
180.0	0.9
225.0	0.9
270.0	0.9
315.0	0.8
360.0	0.8

Light Distribution Curve [Unit: cd]



Iso-Lux[lx]



Height: 1 m
Max Illuminance : 24.lx

Luminance Limiting Curve

Diameter: 200mm

Length: mm

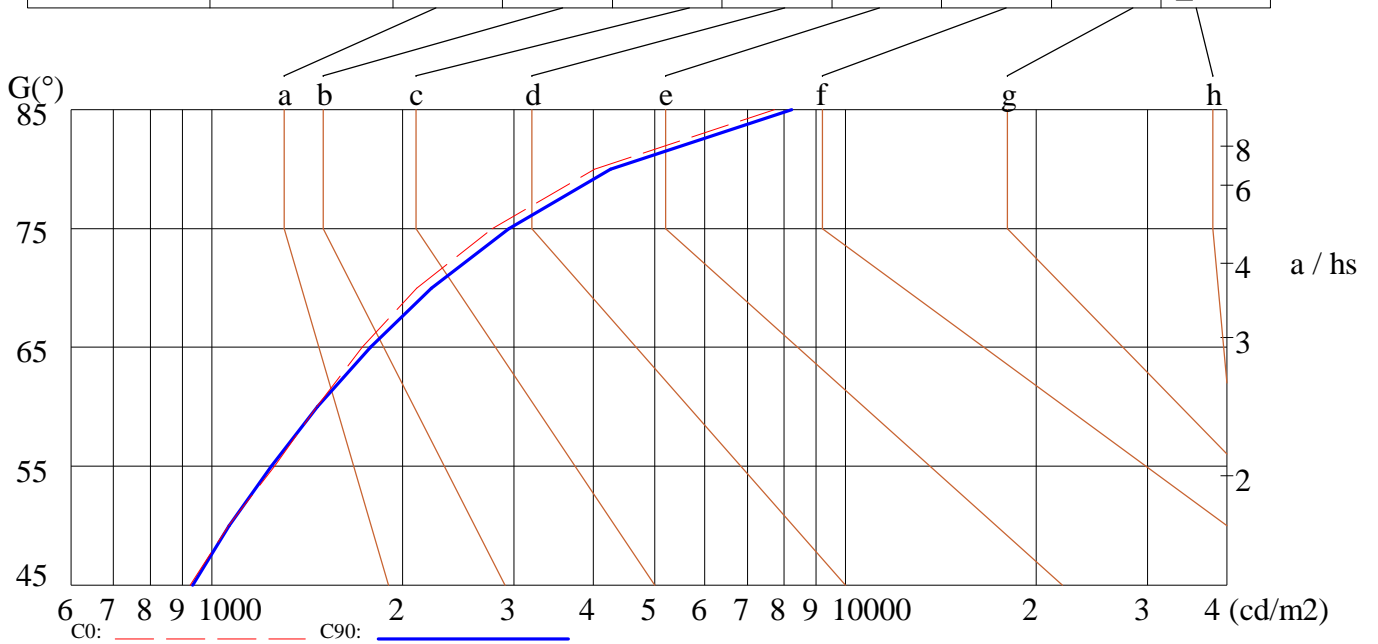
Width: 200mm

Height: mm

(cd/m²)

γ	45°	50°	55°	60°	65°	70°	75°	80°	85°
C0	924	1063	1256	1464	1729	2106	2770	4023	7725
C90	933	1066	1241	1468	1780	2220	2946	4265	8227

Glare	Quality	Service Values Illuminance (lx)							
		2000	1000	500	≤300				
1.15	A								
1.5	B		2000	1000	500	≤300			
1.85	C			2000	1000	500	≤300		
2.2	D				2000	1000	500	≤300	
2.55	E					2000	1000	500	≤300



Lum. Limiting Curve (C0/C90)

Lux-Distance Curve

