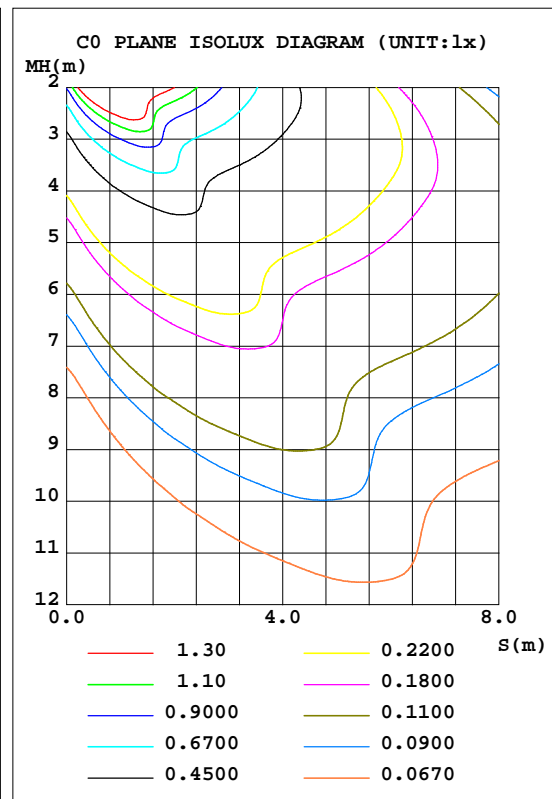
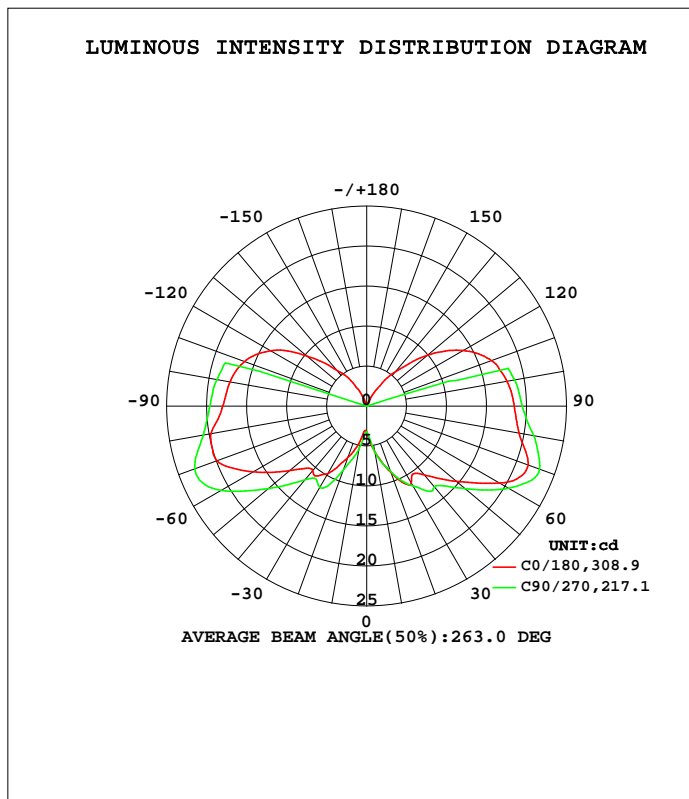


LUMINAIRE PHOTOMETRIC TEST REPORT

Test:U:11.821V I:0.2397A P:1.9390W PF:0.6842 Freq:60.00Hz Lamp Flux:149.588x1 lm		
NAME: 487192-G4-2W-2700K	TYPE:	WEIGHT:
SPEC.:	DIM.:	SERIAL No.:
MFR.:	SUR.:	Shielding Angle:

DATA OF LAMP		PHOTOMETRIC DATA			
MODEL		I _{max} (cd)	23.07	S/MH(C0/180)	3.89
NOMINAL POWER(W)	--	LOR(%)	100.0	S/MH(C90/270)	4.08
RATED VOLTAGE(V)	--	TOTAL FLUX(lm)	149.59	η UP, DN(C0-180)	18.7, 31.6
NOMINAL FLUX(lm)	149.588	CIE CLASS	SEMI-D.	η UP, DN(C180-360)	19.1, 30.5
LAMPS INSIDE	1	η up(%)	37.8	CIBSE SHR NOM	2.00
TEST VOLTAGE(V)	--	η down(%)	62.2	CIBSE SHR MAX	2.00



C Range: 0 - 360DEG
 C Interval: 22.5DEG
 Test Speed: HIGH
 Temperature: 25.3DEG
 Operators: DAMIN
 Test Date: 2022-06-09

γ Range: 0 - 180DEG
 γ Interval: 1.0DEG
 Test System: EVERFINE GO-3000H_V1 SYSTEM V2.00.411
 Humidity: 65.0%
 Test Distance: 9.000m [K=1.0000]
 Remarks:

ZONAL FLUX DIAGRAM

ZONAL FLUX DIAGRAM:

γ	C0	C45	C90	C135	C180	C225	C270	C315	γ	Φ zone	Φ total	%lum,lamp
10	5.714	5.367	5.696	5.033	4.200	4.356	5.298	5.364	0- 10	0.4144	0.4144	0.28,0.28
20	8.797	6.933	8.626	6.591	6.810	6.285	8.462	7.082	10- 20	1.915	2.329	1.56,1.56
30	11.16	9.437	11.51	8.737	9.748	8.460	11.72	9.424	20- 30	4.085	6.414	4.29,4.29
40	11.24	12.56	13.20	12.09	10.54	11.38	12.06	13.16	30- 40	6.933	13.35	8.92,8.92
50	14.65	14.30	16.07	15.18	12.55	12.90	16.06	15.29	40- 50	10.78	24.13	16.1,16.1
60	19.27	14.30	20.54	16.05	16.47	13.27	21.08	15.32	50- 60	14.65	38.78	25.9,25.9
70	21.50	14.60	23.02	15.74	19.96	13.86	22.88	15.82	60- 70	17.38	56.16	37.5,37.5
80	19.35	14.61	21.19	15.72	19.76	14.16	20.75	16.01	70- 80	18.55	74.71	49.9,49.9
90	18.45	14.28	19.46	15.37	18.01	14.02	19.62	15.76	80- 90	18.33	93.04	62.2,62.2
100	17.82	13.74	18.81	14.89	17.38	13.65	19.02	15.24	90-100	17.70	110.7	74,74
110	16.63	12.79	0.1154	13.87	16.29	12.84	0.2240	14.08	100-110	15.84	126.6	84.6,84.6
120	13.93	11.28	0.0851	12.30	13.87	11.52	0.1311	12.42	110-120	11.47	138.1	92.3,92.3
130	9.933	9.053	0.0751	8.781	9.757	9.631	0.0789	10.16	120-130	6.879	144.9	96.9,96.9
140	5.681	0.6142	0.0612	0.3320	5.934	1.402	0.0619	1.490	130-140	3.657	148.6	99.3,99.3
150	2.302	0.0554	0.0496	0.0590	3.028	0.0826	0.0480	0.0703	140-150	0.8150	149.4	99.9,99.9
160	0.0836	0.0345	0.0410	0.0436	0.7167	0.0473	0.0348	0.0444	150-160	0.1689	149.6	100,100
170	0.0253	0.0280	0.0310	0.0331	0.0311	0.0237	0.0279	0.0388	160-170	0.0145	149.6	100,100
180	0.0214	0.0237	0.0279	0.0323	0.0234	0.0223	0.0271	0.0315	170-180	0.0026	149.6	100,100
DEG	LUMINOUS INTENSITY:cd									UNIT:lm		

Conical surface Flux(90deg): 18.139 lm

%lum = 12.1%
%lamp = 12.1%

Conical surface Flux(120deg): 38.776 lm

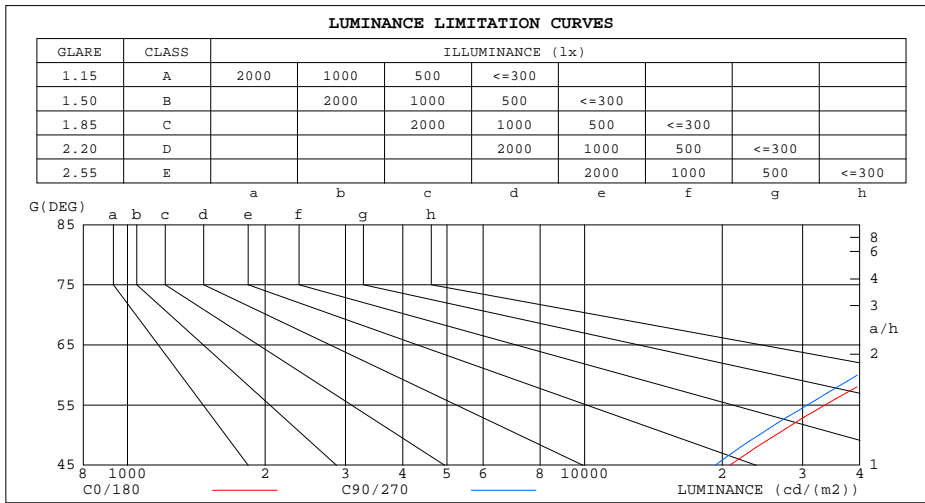
%lum = 25.9%
%lamp = 25.9%

C Range: 0 - 360DEG
C Interval: 22.5DEG
Test Speed: HIGH
Temperature:25.3DEG
Operators:DAMIN
Test Date:2022-06-09

γ Range: 0 - 180DEG
γ Interval: 1.0DEG
Test System:EVERFINE GO-3000H_V1 SYSTEM V2.00.411
Humidity:65.0%
Test Distance:9.000m [K=1.0000]
Remarks:

LUMINANCE LIMITATION CURVES

Test:U:11.821V I:0.2397A P:1.9390W PF:0.6842 Freq:60.00Hz Lamp Flux:149.588x1 lm		
NAME: 487192-G4-2W-2700K	TYPE:	WEIGHT:
SPEC.:	DIM.:	SERIAL No.:
MFR.:	SUR.:	Shielding Angle:



LUMINANCE cd/(m2)		
G(DEG)	C0/180	C90/270
85	247254	221767
80	127808	117346
75	90558	82321
70	72099	64726
65	57240	50885
60	44208	39494
55	33546	30701
50	26153	24032
45	20773	19307

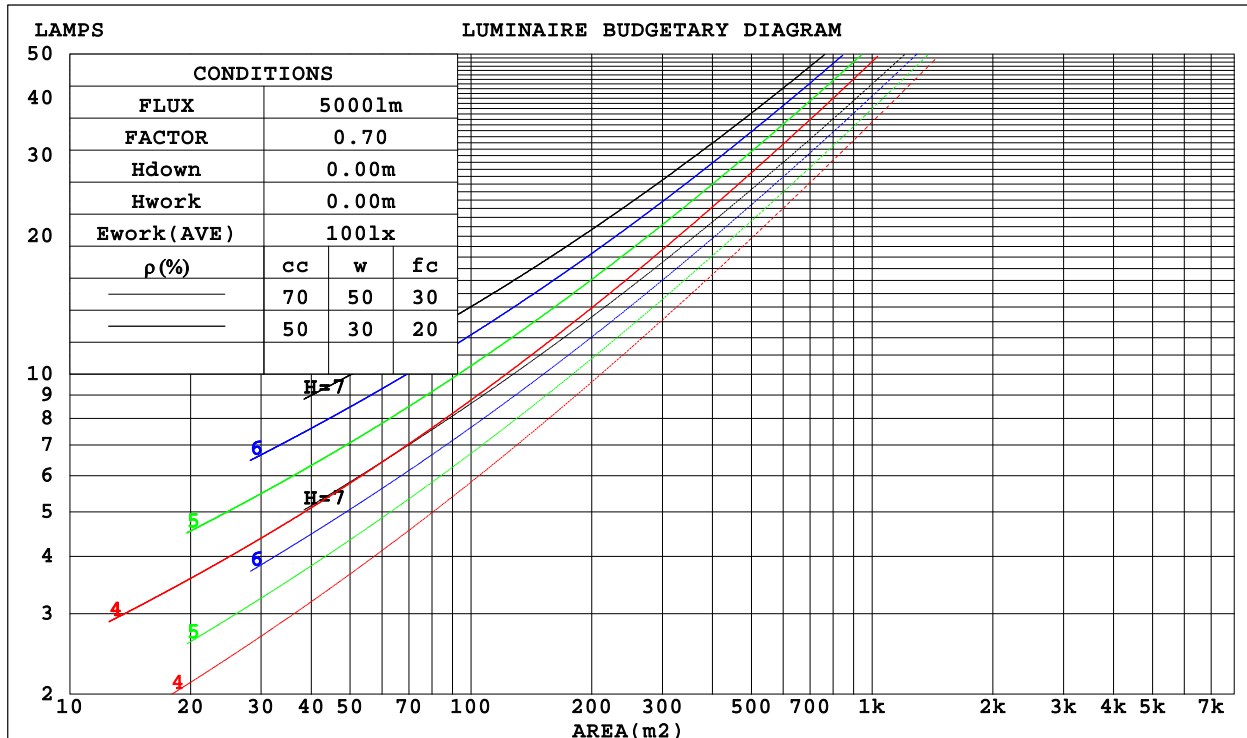
C Range: 0 - 360DEG
 C Interval: 22.5DEG
 Test Speed: HIGH
 Temperature: 25.3DEG
 Operators: DAMIN
 Test Date: 2022-06-09

γ Range: 0 - 180DEG
 γ Interval: 1.0DEG
 Test System: EVERFINE GO-3000H_V1 SYSTEM V2.00.411
 Humidity: 65.0%
 Test Distance: 9.000m [K=1.0000]
 Remarks:

CU AND LUMINAIRE BUDGETARY ESTIMATE DIAGRAM

Test:U:11.821V I:0.2397A P:1.9390W PF:0.6842 Freq:60.00Hz Lamp Flux:149.588x1 lm		
NAME: 487192-G4-2W-2700K	TYPE:	WEIGHT:
SPEC.:	DIM.:	SERIAL No.:
MFR.:	SUR.:	Shielding Angle:

ρ _{cc}	80%			70%			50%			30%			10%			0
ρ _w	50%	30%	10%	50%	30%	10%	50%	30%	10%	50%	30%	10%	50%	30%	10%	0
ρ _{fc}	20%			20%			20%			20%			20%			0
RCR	RCR:Room Cavity Ratio						Coefficients of Utilization(CU)									
0.0	1.10	1.10	1.10	1.03	1.03	1.03	.90	.90	.90	.78	.78	.78	.67	.67	.67	.62
1.0	.87	.81	.75	.81	.75	.70	.69	.65	.61	.59	.55	.52	.49	.47	.44	.39
2.0	.72	.63	.56	.67	.59	.52	.57	.51	.45	.48	.43	.39	.40	.36	.32	.28
3.0	.61	.51	.43	.57	.48	.41	.48	.41	.35	.40	.35	.30	.33	.28	.24	.20
4.0	.53	.43	.35	.49	.40	.33	.42	.34	.28	.35	.29	.24	.28	.23	.19	.16
5.0	.46	.36	.29	.43	.34	.27	.36	.29	.23	.30	.24	.19	.25	.20	.16	.12
6.0	.41	.31	.24	.38	.29	.22	.32	.25	.19	.27	.21	.16	.22	.17	.13	.10
7.0	.36	.27	.20	.34	.25	.19	.29	.22	.16	.24	.18	.14	.20	.15	.11	.08
8.0	.33	.24	.17	.30	.22	.16	.26	.19	.14	.22	.16	.12	.18	.13	.09	.07
9.0	.30	.21	.15	.28	.20	.14	.24	.17	.12	.20	.14	.10	.16	.12	.08	.06
10.0	.27	.19	.13	.25	.18	.12	.22	.15	.11	.18	.13	.09	.15	.10	.07	.05



C Range: 0 - 360DEG
 C Interval: 22.5DEG
 Test Speed: HIGH
 Temperature: 25.3DEG
 Operators: DAMIN
 Test Date: 2022-06-09

γ Range: 0 - 180DEG
 γ Interval: 1.0DEG
 Test System: EVERFINE GO-3000H_V1 SYSTEM V2.00.411
 Humidity: 65.0%
 Test Distance: 9.000m [K=1.0000]
 Remarks:

WEC AND CCEC

Test:U:11.821V I:0.2397A P:1.9390W PF:0.6842 Freq:60.00Hz Lamp Flux:149.588x1 lm		
NAME: 487192-G4-2W-2700K	TYPE:	WEIGHT:
SPEC.:	DIM.:	SERIAL No.:
MFR.:	SUR.:	Shielding Angle:

pcc	80%			70%			50%			30%			10%			0
pw	50%	30%	10%	50%	30%	10%	50%	30%	10%	50%	30%	10%	50%	30%	10%	0
pfc	20%			20%			20%			20%			20%			0
RCR	RCR:Room Cavity Ratio						Wall Exitance Coefficients(WEC)									
0.0																
1.0	.461	.262	.083	.442	.252	.080	.407	.233	.074	.374	.216	.069	.344	.199	.064	
2.0	.379	.208	.064	.362	.199	.061	.329	.183	.057	.300	.168	.053	.272	.154	.049	
3.0	.327	.174	.052	.311	.167	.050	.282	.153	.046	.254	.139	.043	.229	.127	.039	
4.0	.288	.150	.044	.274	.143	.042	.247	.131	.039	.222	.119	.036	.199	.108	.033	
5.0	.258	.132	.038	.245	.126	.037	.220	.115	.034	.197	.104	.031	.176	.094	.028	
6.0	.234	.117	.034	.222	.112	.032	.199	.102	.030	.178	.092	.027	.158	.083	.025	
7.0	.214	.106	.030	.203	.101	.029	.182	.092	.026	.162	.083	.024	.144	.075	.022	
8.0	.197	.096	.027	.187	.092	.026	.167	.084	.024	.149	.075	.022	.132	.068	.020	
9.0	.182	.088	.025	.173	.084	.024	.155	.077	.022	.138	.069	.020	.122	.062	.018	
10.0	.170	.081	.023	.161	.078	.022	.144	.071	.020	.128	.064	.018	.113	.057	.016	

pcc	80%			70%			50%			30%			10%			0
pw	50%	30%	10%	50%	30%	10%	50%	30%	10%	50%	30%	10%	50%	30%	10%	0
pfc	20%			20%			20%			20%			20%			0
RCR	RCR:Room Cavity Ratio						Ceiling Cavity Exitance Coefficients(CCEC)									
0.0	.479	.479	.479	.409	.409	.409	.279	.279	.279	.160	.160	.160	.051	.051	.051	
1.0	.481	.445	.413	.412	.382	.355	.282	.263	.246	.162	.152	.143	.052	.049	.046	
2.0	.476	.424	.380	.408	.365	.328	.280	.252	.229	.161	.147	.134	.052	.047	.044	
3.0	.469	.409	.360	.402	.352	.312	.276	.245	.219	.160	.143	.129	.051	.046	.042	
4.0	.462	.397	.348	.396	.343	.302	.272	.239	.213	.158	.140	.126	.051	.046	.041	
5.0	.454	.388	.339	.390	.336	.295	.269	.234	.208	.156	.138	.124	.050	.045	.041	
6.0	.446	.381	.333	.384	.330	.290	.265	.231	.205	.154	.136	.122	.050	.044	.040	
7.0	.439	.374	.329	.378	.324	.287	.261	.227	.203	.152	.134	.121	.049	.044	.040	
8.0	.432	.369	.326	.372	.320	.284	.257	.225	.201	.150	.133	.120	.048	.043	.040	
9.0	.426	.364	.323	.367	.316	.282	.254	.222	.200	.148	.131	.119	.048	.043	.040	
10.0	.419	.360	.321	.362	.313	.280	.251	.220	.199	.146	.130	.119	.047	.043	.039	

C Range: 0 - 360DEG
 C Interval: 22.5DEG
 Test Speed: HIGH
 Temperature:25.3DEG
 Operators:DAMIN
 Test Date:2022-06-09

γ Range: 0 - 180DEG
 γ Interval: 1.0DEG
 Test System:EVERFINE GO-3000H_V1 SYSTEM V2.00.411
 Humidity:65.0%
 Test Distance:9.000m [K=1.0000]
 Remarks:

UGR(Unified Glare Rating) Table

Test:U:11.821V I:0.2397A P:1.9390W PF:0.6842 Freq:60.00Hz Lamp Flux:149.588x1 lm										
NAME: 487192-G4-2W-2700K					TYPE:			WEIGHT:		
SPEC.:					DIM.:			SERIAL No.:		
MFR.:					SUR.:			Shielding Angle:		
ceiling/cavity	0.7	0.7	0.5	0.5	0.3	0.7	0.7	0.5	0.5	0.3
walls	0.5	0.3	0.5	0.3	0.3	0.5	0.3	0.5	0.3	0.3
working plane	0.2	0.2	0.2	0.2	0.2	0.2	0.2	0.2	0.2	0.2
Room dimensions	Viewed crosswise					Viewed endwise				
x = 2H y = 2H	23.6	24.9	24.3	25.6	26.6	22.7	23.9	23.4	24.7	25.7
3H	27.3	28.5	28.1	29.3	30.3	26.5	27.6	27.2	28.5	29.5
4H	29.3	30.4	30.1	31.2	32.2	28.5	29.6	29.3	30.4	31.4
6H	31.3	32.4	32.1	33.2	34.2	30.6	31.7	31.4	32.5	33.5
8H	32.4	33.4	33.2	34.3	35.3	31.7	32.8	32.6	33.6	34.7
12H	33.7	34.7	34.5	35.6	36.6	33.0	34.0	33.8	34.9	35.9
4H 2H	24.2	25.3	25.0	26.1	27.1	23.5	24.6	24.3	25.4	26.5
3H	28.0	28.9	28.8	29.8	30.9	27.3	28.2	28.1	29.1	30.2
4H	30.1	31.0	30.9	31.8	32.9	29.4	30.3	30.2	31.1	32.2
6H	32.3	33.1	33.2	34.0	35.1	31.7	32.5	32.5	33.4	34.5
8H	33.6	34.4	34.5	35.2	36.4	32.9	33.7	33.8	34.6	35.7
12H	35.0	35.8	35.9	36.7	37.8	34.4	35.1	35.2	36.0	37.1
8H 4H	30.5	31.2	31.3	32.1	33.2	29.9	30.7	30.8	31.6	32.7
6H	33.0	33.6	33.9	34.5	35.7	32.4	33.0	33.3	33.9	35.1
8H	34.4	35.0	35.3	35.9	37.1	33.8	34.4	34.7	35.3	36.5
12H	36.1	36.6	37.0	37.6	38.8	35.5	36.0	36.4	36.9	38.1
12H 4H	30.6	31.3	31.5	32.2	33.3	30.1	30.8	31.0	31.7	32.8
6H	33.2	33.7	34.1	34.7	35.8	32.6	33.2	33.5	34.1	35.3
8H	34.7	35.2	35.6	36.2	37.3	34.1	34.7	35.1	35.6	36.8
Variations with the observer position at spacings:										
S = 1.0H	+ 0.1 / - 0.1					+ 0.1 / - 0.1				
1.5H	+ 0.2 / - 0.2					+ 0.2 / - 0.2				
2.0H	+ 0.3 / - 0.3					+ 0.2 / - 0.3				

CIE Pub.117, 149.6 lm Total Lamp Luminous Flux Corrected (8log(F/F0) = -6.6)
Area: 0.001 m2

C Range: 0 - 360DEG
C Interval: 22.5DEG
Test Speed: HIGH
Temperature:25.3DEG
Operators:DAMIN
Test Date:2022-06-09

γ Range: 0 - 180DEG
γ Interval: 1.0DEG
Test System:EVERFINE GO-3000H_V1 SYSTEM V2.00.411
Humidity:65.0%
Test Distance:9.000m [K=1.0000]
Remarks:

UTILIZATION FACTORS TABLE

Test:U:11.821V I:0.2397A P:1.9390W PF:0.6842 Freq:60.00Hz Lamp Flux:149.588x1 lm		
NAME: 487192-G4-2W-2700K	TYPE:	WEIGHT:
SPEC.:	DIM.:	SERIAL No.:
MFR.:	SUR.:	Shielding Angle:

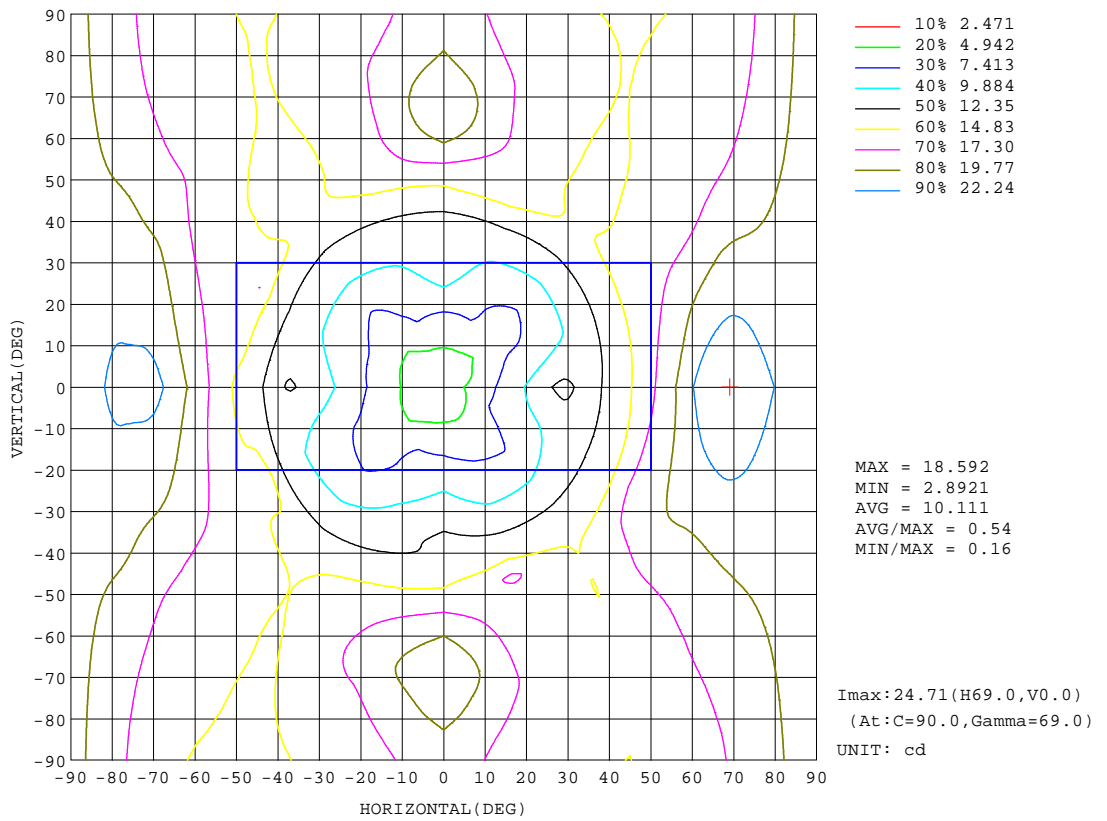
REFLECTANCE										
Ceiling	0.8	0.8	0.8	0.7	0.7	0.7	0.5	0.5	0.5	0
Walls	0.7	0.5	0.3	0.7	0.5	0.3	0.7	0.5	0.3	0
Working plane	0.2	0.2	0.2	0.2	0.2	0.2	0.2	0.2	0.2	0
ROOM INDEX	UTILIZATION FACTORS(PERCENT) $k(RI) \times RCR = 5$									
k = 0.60	35	22	14	34	21	14	31	20	13	6
0.80	44	29	20	42	28	19	38	26	18	9
1.00	51	36	26	48	34	25	44	34	23	13
1.25	58	43	33	55	41	31	49	37	29	17
1.50	63	48	38	60	46	36	53	42	33	20
2.00	72	58	47	67	54	45	59	49	41	25
2.50	77	64	54	72	60	51	63	54	46	29
3.00	81	69	59	76	65	56	66	58	51	32
4.00	87	76	68	81	72	64	71	63	57	37
5.00	90	81	73	85	76	69	74	67	62	40
ROOM INDEX	UF(total)									Direct
According to DIN EN 13032-2 2004			Suspended				SHRNOM = 1.25			

C Range: 0 - 360DEG
 C Interval: 22.5DEG
 Test Speed: HIGH
 Temperature:25.3DEG
 Operators:DAMIN
 Test Date:2022-06-09

γ Range: 0 - 180DEG
 γ Interval: 1.0DEG
 Test System:EVERFINE GO-3000H_V1 SYSTEM V2.00.411
 Humidity:65.0%
 Test Distance:9.000m [K=1.0000]
 Remarks:

ISOCANDELA DIAGRAM

Test:U:11.821V I:0.2397A P:1.9390W PF:0.6842 Freq:60.00Hz Lamp Flux:149.588x1 lm		
NAME: 487192-G4-2W-2700K	TYPE:	WEIGHT:
SPEC.:	DIM.:	SERIAL No.:
MFR.:	SUR.:	Shielding Angle:



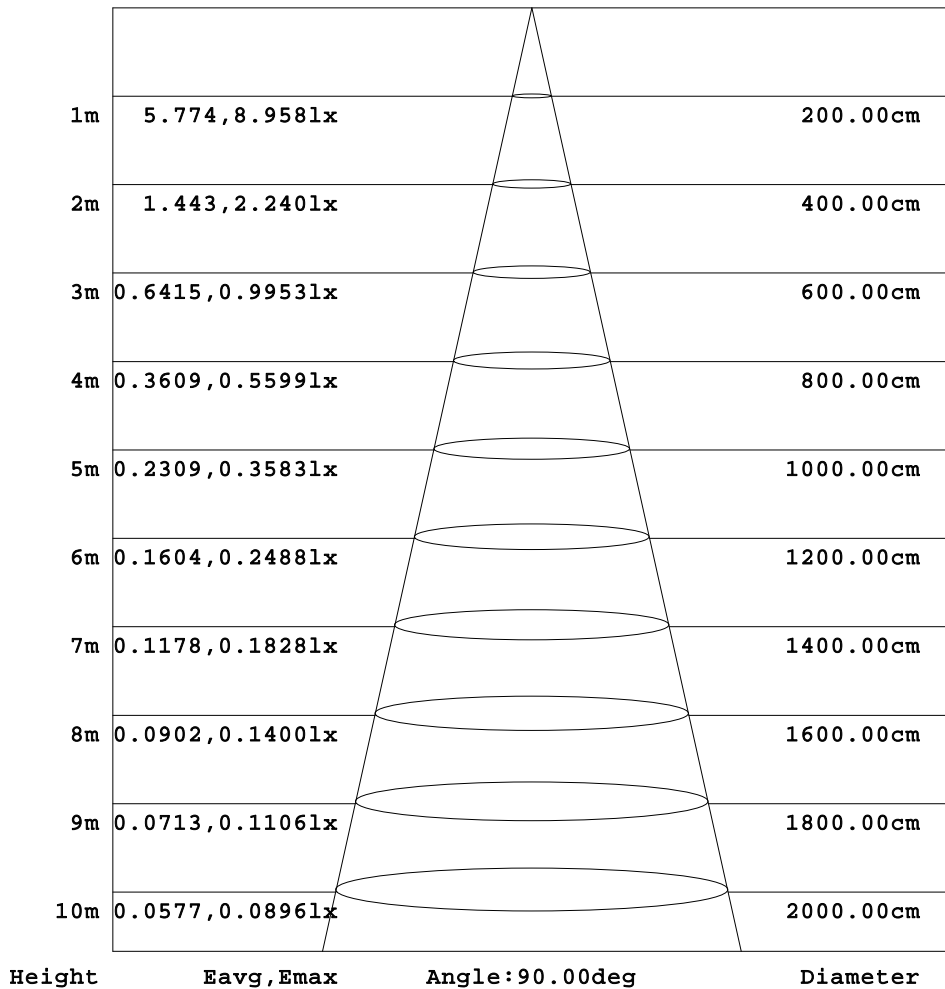
C Range: 0 - 360DEG
 C Interval: 22.5DEG
 Test Speed: HIGH
 Temperature: 25.3DEG
 Operators: DAMIN
 Test Date: 2022-06-09

γ Range: 0 - 180DEG
 γ Interval: 1.0DEG
 Test System: EVERFINE GO-3000H_V1 SYSTEM V2.00.411
 Humidity: 65.0%
 Test Distance: 9.000m [K=1.0000]
 Remarks:

AAI Figure

Test:U:11.821V I:0.2397A P:1.9390W PF:0.6842 Freq:60.00Hz Lamp Flux:149.588x1 lm		
NAME: 487192-G4-2W-2700K	TYPE:	WEIGHT:
SPEC.:	DIM.:	SERIAL No.:
MFR.:	SUR.:	Shielding Angle:

Flux out:18.14 lm



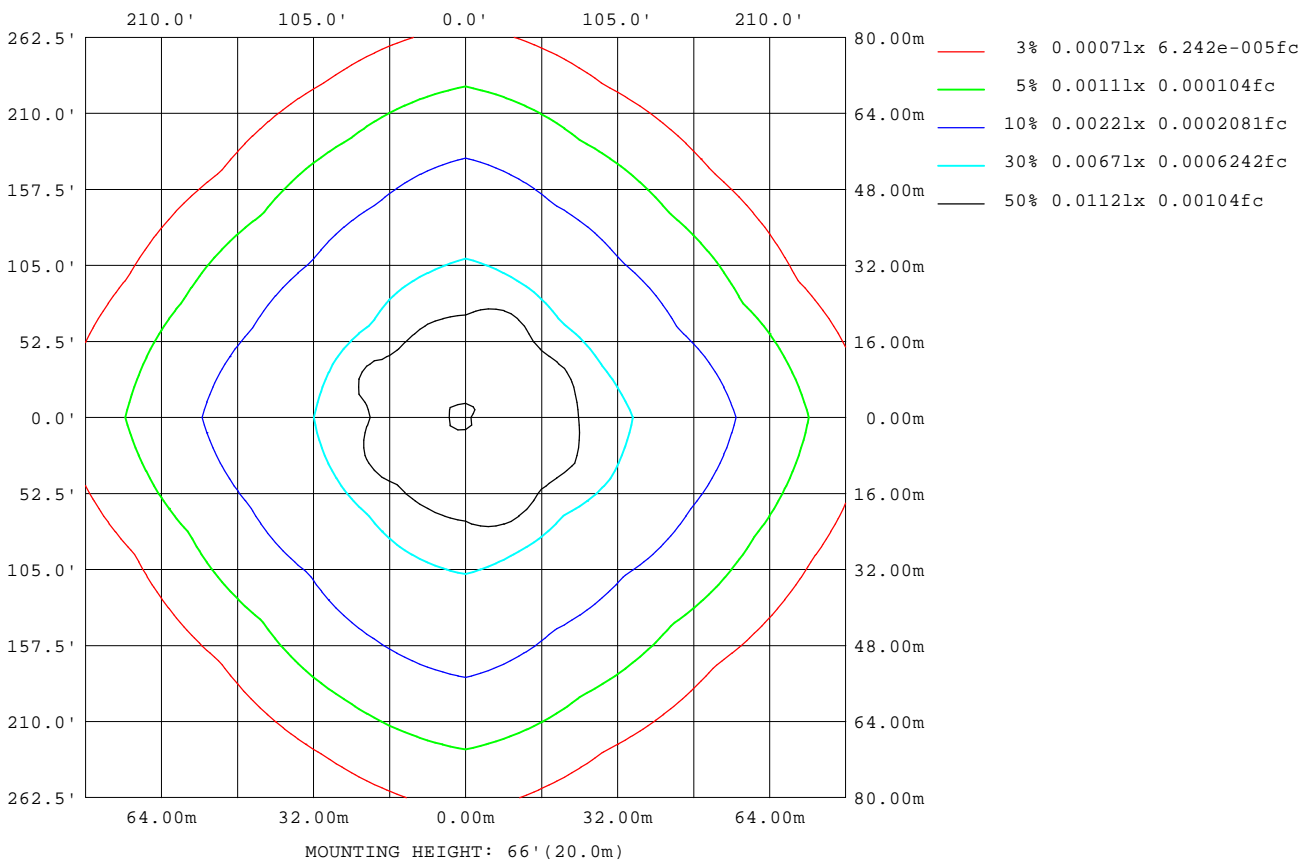
Note:The Curves indicate the illuminated area and the average illumination when the luminaire is at different distance.

C Range: 0 - 360DEG
C Interval: 22.5DEG
Test Speed: HIGH
Temperature:25.3DEG
Operators:DAMIN
Test Date:2022-06-09

γ Range: 0 - 180DEG
γ Interval: 1.0DEG
Test System:EVERFINE GO-3000H_V1 SYSTEM V2.00.411
Humidity:65.0%
Test Distance:9.000m [K=1.0000]
Remarks:

ISOLUX DIAGRAM

Test:U:11.821V I:0.2397A P:1.9390W PF:0.6842 Freq:60.00Hz Lamp Flux:149.588x1 lm		
NAME: 487192-G4-2W-2700K	TYPE:	WEIGHT:
SPEC.:	DIM.:	SERIAL No.:
MFR.:	SUR.:	Shielding Angle:



C Range: 0 - 360DEG
C Interval: 22.5DEG
Test Speed: HIGH
Temperature: 25.3DEG
Operators: DAMIN
Test Date: 2022-06-09

γ Range: 0 - 180DEG
γ Interval: 1.0DEG
Test System: EVERFINE GO-3000H_V1 SYSTEM V2.00.411
Humidity: 65.0%
Test Distance: 9.000m [K=1.0000]
Remarks:

LED Avg.L Report

Test:U:11.821V I:0.2397A P:1.9390W PF:0.6842 Freq:60.00Hz Lamp Flux:149.588x1 lm		
NAME: 487192-G4-2W-2700K	TYPE:	WEIGHT:
SPEC.:	DIM.:	SERIAL No.:
MFR.:	SUR.:	Shielding Angle:

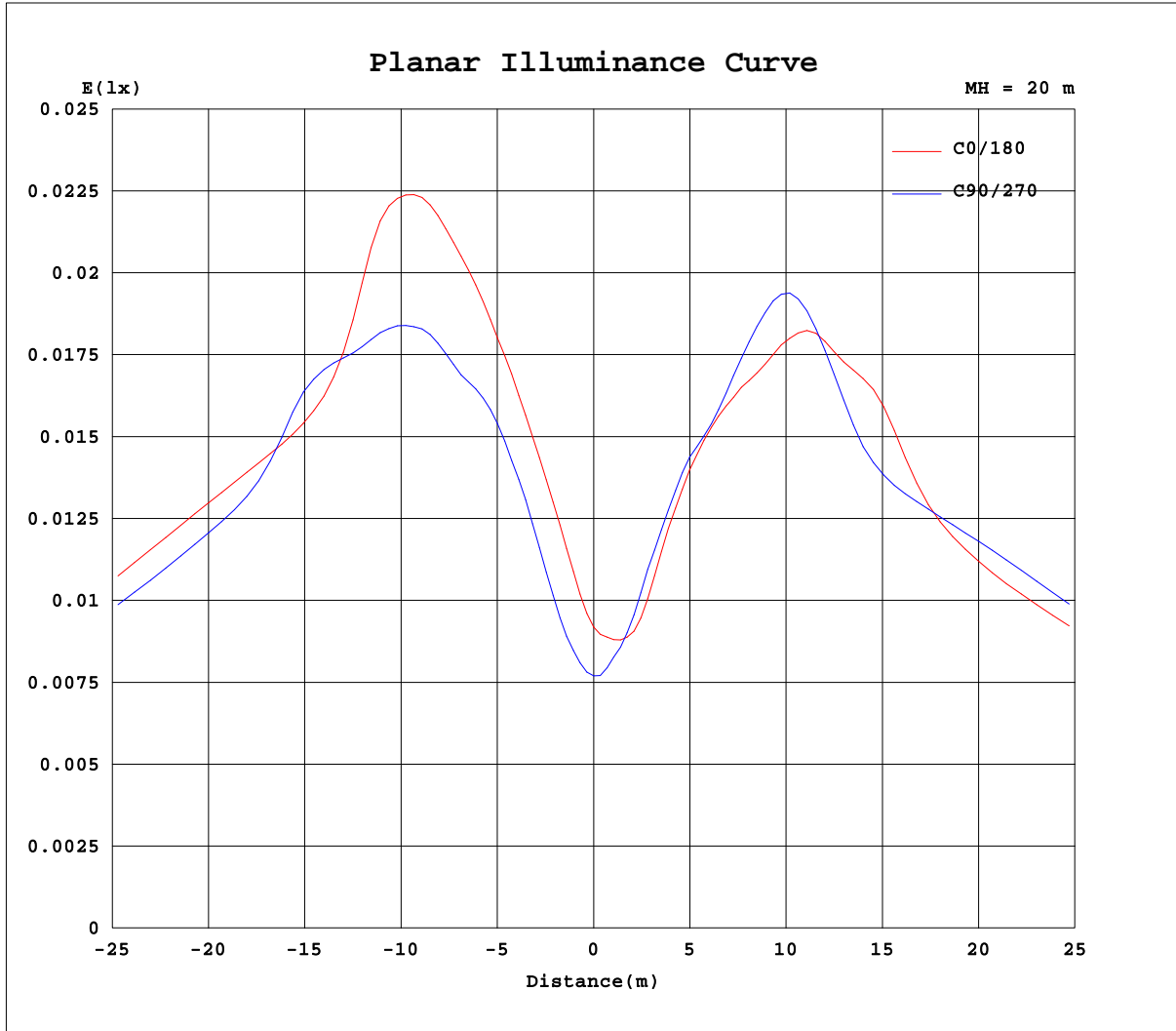
AvgL	cd/m2
L_0~180(65)av	46767
L_0~180(75)av	78157
L_0~180(85)av	214876
L_90~270(65)av	53273
L_90~270(75)av	85063
L_90~270(85)av	230364
L_45(65)av	35180
L_45(75)av	58389
L_45(85)av	172705

Standard: GB/T 29293-2012

C Range: 0 - 360DEG
C Interval: 22.5DEG
Test Speed: HIGH
Temperature:25.3DEG
Operators:DAMIN
Test Date:2022-06-09

γ Range: 0 - 180DEG
γ Interval: 1.0DEG
Test System:EVERFINE GO-3000H_V1 SYSTEM V2.00.411
Humidity:65.0%
Test Distance:9.000m [K=1.0000]
Remarks:

Planar Illuminance Curve



C Range: 0 - 360DEG
 C Interval: 22.5DEG
 Test Speed: HIGH
 Temperature: 25.3DEG
 Operators: DAMIN
 Test Date: 2022-06-09

γ Range: 0 - 180DEG
 γ Interval: 1.0DEG
 Test System: EVERFINE GO-3000H_V1 SYSTEM V2.00.411
 Humidity: 65.0%
 Test Distance: 9.000m [K=1.0000]
 Remarks:

LUMINOUS DISTRIBUTION INTENSITY DATA

Test:U:11.821V I:0.2397A P:1.9390W PF:0.6842 Freq:60.00Hz Lamp Flux:149.588x1 lm		
NAME: 487192-G4-2W-2700K	TYPE:	WEIGHT:
SPEC.:	DIM.:	SERIAL No.:
MFR.:	SUR.:	Shielding Angle:

Table--1

UNIT: cd

C(DEG) γ (DEG)	0	22.5	45	67.5	90	112.5	135	157.5	180	202.5	225	247.5	270	292.5	315	337.5			
0	3.21	3.21	3.21	3.21	3.21	3.21	3.21	3.21	3.21	3.21	3.21	3.21	3.21	3.21	3.21	3.21			
5	4.34	4.31	4.19	4.05	3.99	3.96	3.73	3.52	3.14	3.17	3.27	3.51	3.80	4.04	4.27	4.57			
10	5.71	6.08	5.37	5.42	5.70	5.60	5.03	5.03	4.20	4.20	4.36	5.22	5.30	5.60	5.36	6.48			
15	7.19	7.79	6.08	6.64	7.31	7.49	5.97	6.64	5.59	5.73	5.31	6.99	6.78	7.35	6.30	7.83			
20	8.80	8.61	6.93	7.58	8.63	8.88	6.59	7.69	6.81	6.95	6.29	8.09	8.46	8.21	7.08	8.45			
25	10.5	9.00	7.95	8.57	10.26	9.39	7.43	8.28	8.20	7.67	7.14	8.54	10.7	8.65	7.94	9.14			
30	11.2	10.0	9.44	9.90	11.5	10.52	8.74	9.09	9.75	8.59	8.46	9.66	11.7	9.91	9.42	10.35			
35	10.3	10.9	11.1	11.5	12.9	11.6	10.28	10.28	10.6	9.95	10.0	10.7	11.1	11.3	11.2	11.9			
40	11.2	12.0	12.6	13.4	13.2	12.7	12.1	12.0	10.5	11.1	11.4	11.8	12.1	13.0	13.2	13.6			
45	12.8	13.6	13.7	15.5	14.2	14.0	13.8	15.2	11.0	12.8	12.3	13.3	13.9	15.3	14.7	15.3			
50	14.7	16.4	14.3	17.1	16.1	16.0	15.2	16.7	12.5	15.9	12.9	15.6	16.1	18.3	15.3	18.1			
55	16.8	17.6	14.3	16.2	18.3	17.6	15.9	17.1	14.5	14.6	13.1	16.8	18.5	17.4	15.2	17.6			
60	19.3	18.0	14.3	16.0	20.5	18.4	16.0	18.0	16.5	14.5	13.3	16.4	21.1	17.6	15.3	17.8			
65	21.1	17.4	14.5	16.1	22.4	19.0	15.8	18.3	18.4	14.7	13.6	16.3	22.7	17.4	15.6	17.6			
70	21.5	16.9	14.6	16.5	23.0	18.9	15.7	17.9	20.0	15.4	13.9	16.5	22.9	17.3	15.8	17.6			
75	20.4	16.7	14.7	16.5	22.2	18.2	15.7	17.3	20.0	15.6	14.1	16.7	21.9	17.3	16.0	17.5			
80	19.3	16.4	14.6	16.1	21.2	17.7	15.7	16.9	19.8	15.1	14.2	16.7	20.8	17.0	16.0	17.1			
85	18.8	16.1	14.5	15.8	20.1	17.4	15.6	16.7	18.7	14.7	14.2	16.3	20.1	16.8	15.9	16.9			
90	18.5	15.8	14.3	15.6	19.5	17.1	15.4	16.4	18.0	14.6	14.0	16.1	19.6	16.5	15.8	16.7			
95	18.2	15.6	14.1	15.3	19.1	16.8	15.2	16.1	17.7	14.3	13.9	15.9	19.4	16.3	15.5	16.5			
100	17.8	15.2	13.7	15.0	18.8	16.5	14.9	15.8	17.4	14.0	13.6	15.6	19.0	16.0	15.2	16.1			
105	17.3	14.8	13.3	14.6	18.3	16.1	14.5	15.4	16.9	13.6	13.3	15.2	18.6	15.7	14.7	15.7			
110	16.6	14.3	12.8	14.0	0.12	15.6	13.9	14.7	16.3	13.2	12.8	14.7	0.22	15.2	14.1	15.1			
115	15.5	12.7	12.1	13.2	0.09	15.1	13.2	10.17	15.3	12.1	12.3	14.1	0.18	14.5	13.3	13.9			
120	13.9	4.69	11.3	12.4	0.09	14.3	12.3	2.09	13.9	5.27	11.5	13.2	0.13	13.6	12.4	7.03			
125	12.0	0.15	10.3	11.5	0.08	13.2	11.2	0.19	12.0	0.29	10.6	12.2	0.11	12.6	11.4	0.35			
130	9.93	0.13	9.05	10.7	0.08	11.3	8.78	0.18	9.76	0.20	9.63	11.1	0.08	11.6	10.16	0.23			
135	7.55	0.12	4.99	8.82	0.07	9.09	3.76	0.17	7.78	0.22	5.88	9.46	0.07	9.66	6.39	0.25			
140	5.68	0.11	0.61	6.21	0.06	6.36	0.33	0.14	5.93	0.18	1.40	7.00	0.06	7.14	1.49	0.23			
145	4.01	0.09	0.07	1.87	0.06	0.71	0.07	0.12	4.71	0.15	0.10	0.12	0.06	3.20	0.08	0.18			
150	2.30	0.07	0.06	0.05	0.05	0.05	0.06	0.09	3.03	0.20	0.08	0.06	0.05	0.09	0.07	0.14			
155	0.92	0.42	0.05	0.04	0.04	0.05	0.05	0.06	1.92	0.90	0.07	0.04	0.04	0.06	0.06	0.64			
160	0.08	0.08	0.03	0.04	0.04	0.04	0.04	0.05	0.72	0.54	0.05	0.03	0.03	0.04	0.04	0.13			
165	0.03	0.03	0.03	0.03	0.03	0.04	0.04	0.04	0.03	0.04	0.04	0.03	0.03	0.04	0.04	0.04			
170	0.03	0.03	0.03	0.03	0.03	0.03	0.03	0.03	0.03	0.03	0.02	0.03	0.03	0.03	0.04	0.03			
175	0.02	0.02	0.02	0.02	0.03	0.03	0.03	0.03	0.02	0.02	0.02	0.02	0.03	0.03	0.04	0.03			
180	0.02	0.02	0.02	0.02	0.03	0.03	0.03	0.03	0.02	0.02	0.02	0.02	0.03	0.03	0.03	0.03			

C Range: 0 - 360DEG
C Interval: 22.5DEG
Test Speed: HIGH
Temperature:25.3DEG
Operators:DAMIN
Test Date:2022-06-09

γ Range: 0 - 180DEG
γ Interval: 1.0DEG
Test System:EVERFINE GO-3000H_V1 SYSTEM V2.00.411
Humidity:65.0%
Test Distance:9.000m [K=1.0000]
Remarks: