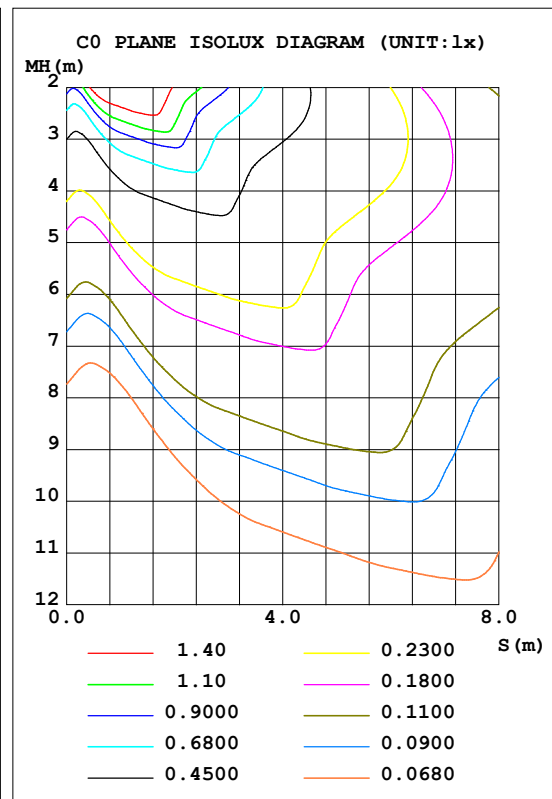
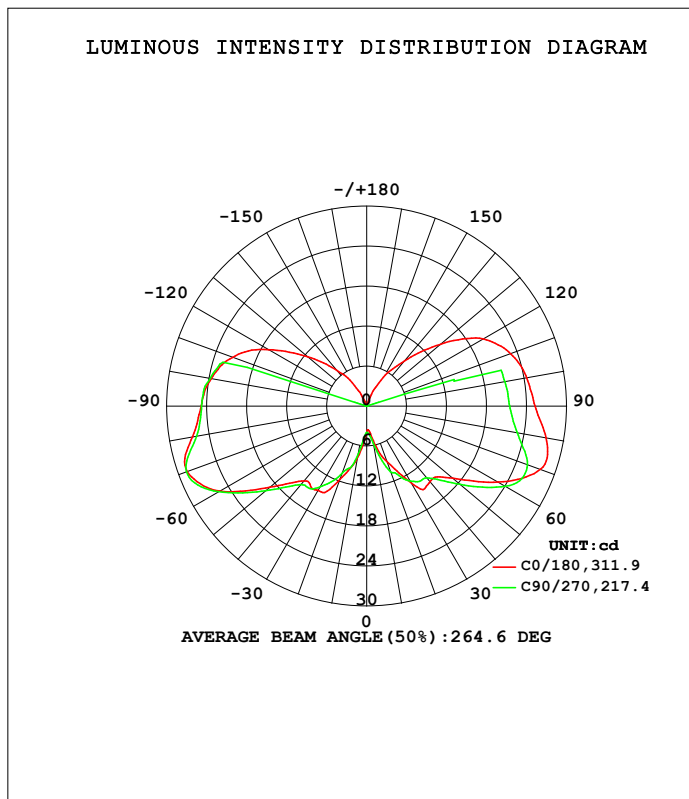


LUMINAIRE PHOTOMETRIC TEST REPORT

Test:U:12.008V I:0.2469A P:2.0345W PF:0.6863 Freq:60.00Hz Lamp Flux:182.106x1 lm		
NAME: 487192-G4-2W-3000K	TYPE:	WEIGHT:
SPEC.:	DIM.:	SERIAL No.:
MFR.:	SUR.:	Shielding Angle:

DATA OF LAMP		PHOTOMETRIC DATA Eff: 89.51 lm/W			
MODEL		I _{max} (cd)	28.79	S/MH (C0/180)	4.13
NOMINAL POWER (W)	--	LOR (%)	100.0	S/MH (C90/270)	4.13
RATED VOLTAGE (V)	--	TOTAL FLUX (lm)	182.11	η UP, DN (C0-180)	18.9, 30.7
NOMINAL FLUX (lm)	182.106	CIE CLASS	SEMI-D.	η UP, DN (C180-360)	18.9, 31.5
LAMPS INSIDE	1	η up (%)	37.8	CIBSE SHR NOM	2.00
TEST VOLTAGE (V)	--	η down (%)	62.2	CIBSE SHR MAX	2.00



C Range: 0 - 360DEG
 C Interval: 22.5DEG
 Test Speed: HIGH
 Temperature: 25.3DEG
 Operators: DAMIN
 Test Date: 2022-06-09

γ Range: 0 - 180DEG
 γ Interval: 1.0DEG
 Test System: EVERFINE GO-3000H_V1 SYSTEM V2.00.411
 Humidity: 65.0%
 Test Distance: 9.000m [K=1.0000]
 Remarks:

ZONAL FLUX DIAGRAM

ZONAL FLUX DIAGRAM:

γ	C0	C45	C90	C135	C180	C225	C270	C315	γ	Φ zone	Φ total	%lum, lamp
10	4.914	4.961	5.643	7.203	7.790	6.621	7.297	6.337	0- 10	0.4978	0.4978	0.27,0.27
20	8.817	7.494	10.49	8.551	11.68	9.359	10.68	8.046	10- 20	2.307	2.804	1.54,1.54
30	13.25	9.627	12.98	11.44	14.62	12.34	13.99	10.19	20- 30	4.969	7.774	4.27,4.27
40	14.83	13.56	14.08	15.76	14.67	16.05	15.41	13.85	30- 40	8.479	16.25	8.93,8.93
50	16.86	16.80	18.27	17.38	18.95	17.86	19.79	17.06	40- 50	13.21	29.47	16.2,16.2
60	22.84	17.92	24.06	17.41	25.50	17.97	25.72	17.00	50- 60	17.82	47.28	26,26
70	27.77	17.74	25.65	17.58	28.68	18.11	28.78	17.21	60- 70	21.29	68.57	37.7,37.7
80	27.33	17.64	22.94	17.64	26.56	17.96	25.89	17.37	70- 80	22.57	91.14	50,50
90	25.27	17.39	21.46	17.28	24.85	17.51	24.77	17.13	80- 90	22.13	113.3	62.2,62.2
100	24.39	17.00	21.06	16.67	23.72	17.14	23.88	16.71	90-100	21.45	134.7	74,74
110	23.00	16.05	0.1404	15.55	21.44	15.56	0.2622	15.67	100-110	19.23	154.0	84.5,84.5
120	20.22	14.51	0.1080	13.49	16.99	13.82	0.1624	13.99	110-120	13.94	167.9	92.2,92.2
130	14.48	12.28	0.0976	10.67	11.53	11.58	0.1064	11.58	120-130	8.354	176.2	96.8,96.8
140	8.845	1.596	0.0819	0.9578	7.076	0.5575	0.0819	1.729	130-140	4.526	180.8	99.3,99.3
150	4.997	0.0959	0.0693	0.0727	3.147	0.0898	0.0640	0.1049	140-150	1.054	181.8	99.8,99.8
160	1.253	0.0637	0.0581	0.0532	0.1590	0.0583	0.0484	0.0592	150-160	0.2578	182.1	100,100
170	0.0462	0.0457	0.0462	0.0435	0.0426	0.0404	0.0410	0.0502	160-170	0.0239	182.1	100,100
180	0.0376	0.0389	0.0387	0.0427	0.0383	0.0389	0.0395	0.0434	170-180	0.0040	182.1	100,100
DEG	LUMINOUS INTENSITY:cd								UNIT:lm			

Conical surface Flux(90deg): 22.196 lm

%lum = 12.2%
%lamp = 12.2%

Conical surface Flux(120deg): 47.282 lm

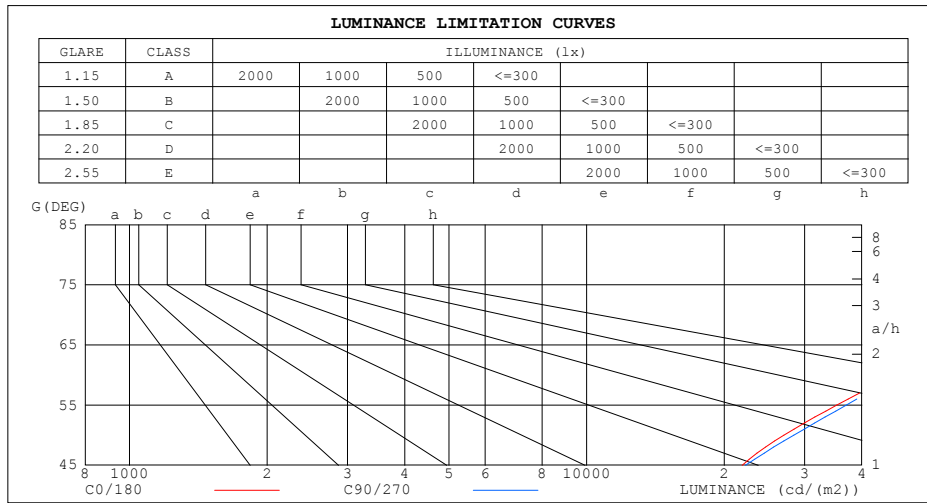
%lum = 26.0%
%lamp = 26.0%

C Range: 0 - 360DEG
C Interval: 22.5DEG
Test Speed: HIGH
Temperature:25.3DEG
Operators:DAMIN
Test Date:2022-06-09

γ Range: 0 - 180DEG
 γ Interval: 1.0DEG
Test System:EVERFINE GO-3000H_V1 SYSTEM V2.00.411
Humidity:65.0%
Test Distance:9.000m [K=1.0000]
Remarks:

LUMINANCE LIMITATION CURVES

Test:U:12.008V I:0.2469A P:2.0345W PF:0.6863 Freq:60.00Hz Lamp Flux:182.106x1 lm		
NAME: 487192-G4-2W-3000K	TYPE:	WEIGHT:
SPEC.:	DIM.:	SERIAL No.:
MFR.:	SUR.:	Shielding Angle:



LUMINANCE cd/(m2)		
G (DEG)	C0/180	C90/270
85	309593	252269
80	162165	132021
75	111838	94003
70	83653	74966
65	62622	60856
60	47065	48103
55	35244	36970
50	27029	28405
45	21919	22275

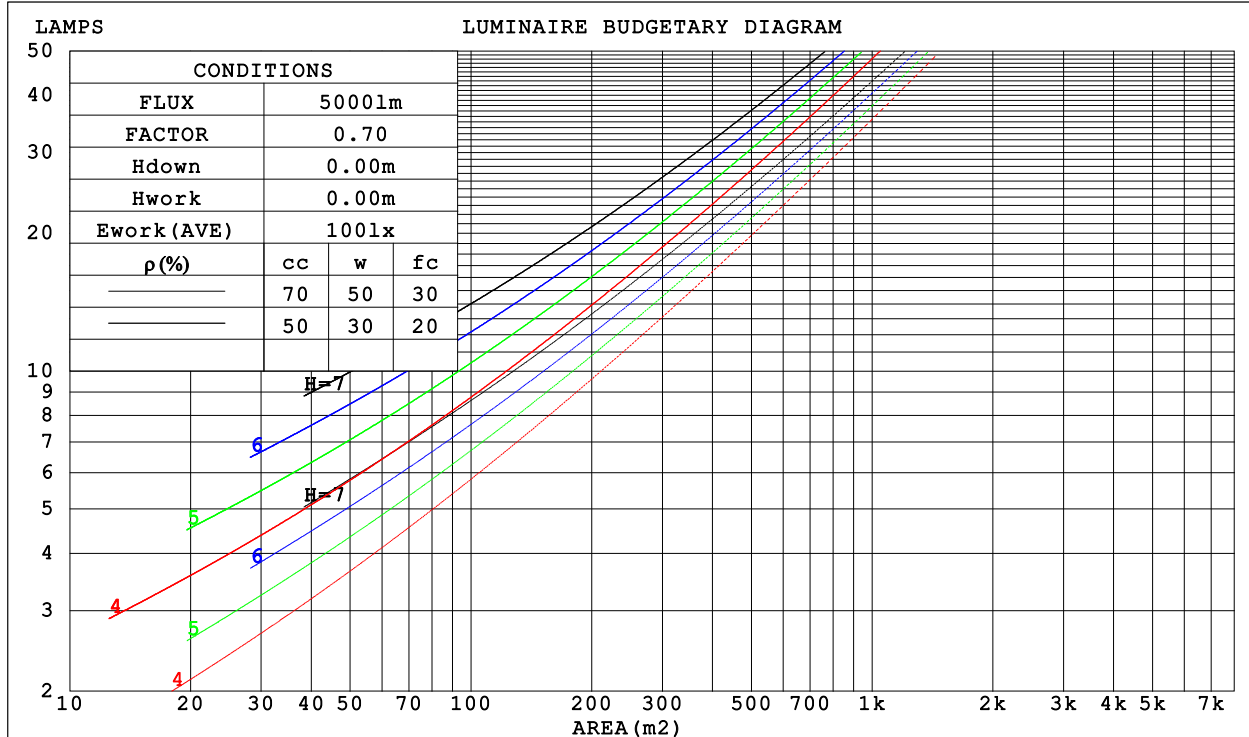
C Range: 0 - 360DEG
C Interval: 22.5DEG
Test Speed: HIGH
Temperature: 25.3DEG
Operators: DAMIN
Test Date: 2022-06-09

γ Range: 0 - 180DEG
γ Interval: 1.0DEG
Test System: EVERFINE GO-3000H_V1 SYSTEM V2.00.411
Humidity: 65.0%
Test Distance: 9.000m [K=1.0000]
Remarks:

CU AND LUMINAIRE BUDGETARY ESTIMATE DIAGRAM

Test:U:12.008V I:0.2469A P:2.0345W PF:0.6863 Freq:60.00Hz Lamp Flux:182.106x1 lm		
NAME: 487192-G4-2W-3000K	TYPE:	WEIGHT:
SPEC.:	DIM.:	SERIAL No.:
MFR.:	SUR.:	Shielding Angle:

ρ _{cc}	80%			70%			50%			30%			10%			0
ρ _w	50%	30%	10%	50%	30%	10%	50%	30%	10%	50%	30%	10%	50%	30%	10%	0
ρ _{fc}	20%			20%			20%			20%			20%			0
RCR	RCR:Room Cavity Ratio						Coefficients of Utilization(CU)									
0.0	1.10	1.10	1.10	1.03	1.03	1.03	.90	.90	.90	.78	.78	.78	.67	.67	.67	.62
1.0	.87	.81	.75	.81	.75	.70	.70	.65	.61	.59	.56	.52	.49	.47	.44	.39
2.0	.72	.63	.56	.67	.59	.52	.57	.51	.45	.48	.43	.39	.40	.36	.32	.28
3.0	.61	.51	.43	.57	.48	.41	.48	.41	.35	.40	.35	.30	.33	.28	.25	.20
4.0	.53	.43	.35	.49	.40	.33	.42	.34	.28	.35	.29	.24	.28	.23	.19	.16
5.0	.46	.36	.29	.43	.34	.27	.36	.29	.23	.30	.24	.19	.25	.20	.16	.12
6.0	.41	.31	.24	.38	.29	.22	.32	.25	.19	.27	.21	.16	.22	.17	.13	.10
7.0	.36	.27	.20	.34	.25	.19	.29	.22	.16	.24	.18	.14	.20	.15	.11	.08
8.0	.33	.24	.17	.30	.22	.16	.26	.19	.14	.22	.16	.12	.18	.13	.09	.07
9.0	.30	.21	.15	.28	.20	.14	.24	.17	.12	.20	.14	.10	.16	.12	.08	.06
10.0	.27	.19	.13	.25	.18	.12	.22	.15	.11	.18	.13	.09	.15	.10	.07	.05



C Range: 0 - 360DEG
 C Interval: 22.5DEG
 Test Speed: HIGH
 Temperature:25.3DEG
 Operators:DAMIN
 Test Date:2022-06-09

γ Range: 0 - 180DEG
 γ Interval: 1.0DEG
 Test System:EVERFINE GO-3000H_V1 SYSTEM V2.00.411
 Humidity:65.0%
 Test Distance:9.000m [K=1.0000]
 Remarks:

WEC AND CCEC

Test:U:12.008V I:0.2469A P:2.0345W PF:0.6863 Freq:60.00Hz Lamp Flux:182.106x1 lm		
NAME: 487192-G4-2W-3000K	TYPE:	WEIGHT:
SPEC.:	DIM.:	SERIAL No.:
MFR.:	SUR.:	Shielding Angle:

pcc	80%			70%			50%			30%			10%			0
pw	50%	30%	10%	50%	30%	10%	50%	30%	10%	50%	30%	10%	50%	30%	10%	0
pfc	20%			20%			20%			20%			20%			0
RCR	RCR:Room Cavity Ratio						Wall Exitance Coefficients (WEC)									
0.0																
1.0	.460	.262	.083	.441	.252	.080	.406	.233	.074	.373	.215	.069	.343	.199	.064	
2.0	.379	.207	.064	.361	.199	.061	.329	.183	.057	.299	.168	.053	.272	.154	.048	
3.0	.327	.174	.052	.311	.167	.050	.281	.153	.046	.254	.139	.043	.229	.127	.039	
4.0	.288	.150	.044	.274	.143	.042	.247	.131	.039	.222	.119	.036	.199	.108	.033	
5.0	.258	.132	.038	.245	.126	.037	.220	.115	.034	.197	.104	.031	.176	.094	.028	
6.0	.234	.117	.034	.222	.112	.032	.199	.102	.030	.178	.092	.027	.158	.083	.025	
7.0	.214	.106	.030	.203	.101	.029	.182	.092	.026	.162	.083	.024	.144	.075	.022	
8.0	.197	.096	.027	.187	.092	.026	.167	.084	.024	.149	.075	.022	.132	.068	.020	
9.0	.182	.088	.025	.173	.084	.024	.155	.077	.022	.138	.069	.020	.122	.062	.018	
10.0	.170	.081	.023	.161	.078	.022	.144	.071	.020	.128	.064	.018	.113	.057	.016	

pcc	80%			70%			50%			30%			10%			0
pw	50%	30%	10%	50%	30%	10%	50%	30%	10%	50%	30%	10%	50%	30%	10%	0
pfc	20%			20%			20%			20%			20%			0
RCR	RCR:Room Cavity Ratio						Ceiling Cavity Exitance Coefficients (CCEC)									
0.0	.478	.478	.478	.409	.409	.409	.279	.279	.279	.160	.160	.160	.051	.051	.051	
1.0	.481	.445	.413	.412	.382	.355	.282	.263	.246	.162	.152	.143	.052	.049	.046	
2.0	.476	.424	.380	.408	.365	.328	.279	.252	.229	.161	.147	.134	.052	.047	.044	
3.0	.469	.409	.360	.402	.352	.312	.276	.245	.219	.160	.143	.129	.051	.046	.042	
4.0	.462	.397	.348	.396	.343	.302	.272	.239	.213	.158	.140	.126	.051	.046	.041	
5.0	.454	.388	.339	.390	.336	.295	.268	.234	.208	.156	.138	.124	.050	.045	.041	
6.0	.446	.380	.333	.384	.330	.290	.265	.231	.205	.154	.136	.122	.050	.044	.040	
7.0	.439	.374	.329	.378	.324	.287	.261	.227	.203	.152	.134	.121	.049	.044	.040	
8.0	.432	.369	.326	.372	.320	.284	.257	.225	.201	.150	.133	.120	.048	.043	.040	
9.0	.425	.364	.323	.367	.316	.282	.254	.222	.200	.148	.131	.119	.048	.043	.040	
10.0	.419	.360	.321	.362	.313	.280	.251	.220	.199	.146	.130	.119	.047	.043	.039	

C Range: 0 - 360DEG
 C Interval: 22.5DEG
 Test Speed: HIGH
 Temperature:25.3DEG
 Operators:DAMIN
 Test Date:2022-06-09

γ Range: 0 - 180DEG
 γ Interval: 1.0DEG
 Test System:EVERFINE GO-3000H_V1 SYSTEM V2.00.411
 Humidity:65.0%
 Test Distance:9.000m [K=1.0000]
 Remarks:

UGR(Unified Glare Rating) Table

Test:U:12.008V I:0.2469A P:2.0345W PF:0.6863 Freq:60.00Hz Lamp Flux:182.106x1 lm										
NAME: 487192-G4-2W-3000K					TYPE:			WEIGHT:		
SPEC.:					DIM.:			SERIAL No.:		
MFR.:					SUR.:			Shielding Angle:		
ceiling/cavity	0.7	0.7	0.5	0.5	0.3	0.7	0.7	0.5	0.5	0.3
walls	0.5	0.3	0.5	0.3	0.3	0.5	0.3	0.5	0.3	0.3
working plane	0.2	0.2	0.2	0.2	0.2	0.2	0.2	0.2	0.2	0.2
Room dimensions	Viewed crosswise					Viewed endwise				
x = 2H y = 2H	23.4	24.6	24.1	25.4	26.4	23.4	24.7	24.2	25.5	26.4
3H	27.4	28.5	28.1	29.3	30.3	27.2	28.4	28.0	29.2	30.2
4H	29.6	30.7	30.4	31.5	32.5	29.1	30.2	29.9	31.0	32.1
6H	31.8	32.9	32.7	33.7	34.8	31.1	32.1	31.9	33.0	34.0
8H	33.1	34.1	33.9	34.9	36.0	32.2	33.2	33.0	34.0	35.1
12H	34.4	35.4	35.2	36.2	37.3	33.4	34.4	34.2	35.2	36.3
4H 2H	24.1	25.2	24.9	26.1	27.1	24.2	25.3	25.0	26.1	27.1
3H	28.1	29.1	28.9	29.9	31.0	28.0	29.0	28.8	29.8	30.9
4H	30.4	31.3	31.2	32.1	33.2	30.0	30.9	30.9	31.8	32.9
6H	32.8	33.6	33.7	34.5	35.6	32.2	33.0	33.1	33.9	35.0
8H	34.1	34.9	35.0	35.8	36.9	33.4	34.2	34.3	35.1	36.2
12H	35.7	36.4	36.5	37.3	38.4	34.8	35.5	35.7	36.4	37.6
8H 4H	30.8	31.6	31.7	32.4	33.6	30.5	31.3	31.4	32.2	33.3
6H	33.4	34.0	34.3	35.0	36.1	33.0	33.6	33.9	34.5	35.7
8H	34.9	35.5	35.8	36.4	37.6	34.4	35.0	35.3	35.9	37.1
12H	36.6	37.1	37.5	38.1	39.3	36.0	36.5	36.9	37.5	38.6
12H 4H	30.9	31.6	31.8	32.5	33.7	30.7	31.4	31.6	32.3	33.4
6H	33.6	34.2	34.5	35.1	36.3	33.2	33.8	34.1	34.7	35.9
8H	35.1	35.7	36.1	36.6	37.8	34.7	35.2	35.6	36.2	37.3
Variations with the observer position at spacings:										
S = 1.0H	+ 0.1 / - 0.1					+ 0.1 / - 0.1				
1.5H	+ 0.2 / - 0.2					+ 0.2 / - 0.2				
2.0H	+ 0.3 / - 0.3					+ 0.3 / - 0.3				

CIE Pub.117, 182.1 lm Total Lamp Luminous Flux Corrected (8log(F/F0) = -5.9)
Area: 0.001 m2

C Range: 0 - 360DEG
C Interval: 22.5DEG
Test Speed: HIGH
Temperature:25.3DEG
Operators:DAMIN
Test Date:2022-06-09

γ Range: 0 - 180DEG
γ Interval: 1.0DEG
Test System:EVERFINE GO-3000H_V1 SYSTEM V2.00.411
Humidity:65.0%
Test Distance:9.000m [K=1.0000]
Remarks:

UTILIZATION FACTORS TABLE

Test:U:12.008V I:0.2469A P:2.0345W PF:0.6863 Freq:60.00Hz Lamp Flux:182.106x1 lm		
NAME: 487192-G4-2W-3000K	TYPE:	WEIGHT:
SPEC.:	DIM.:	SERIAL No.:
MFR.:	SUR.:	Shielding Angle:

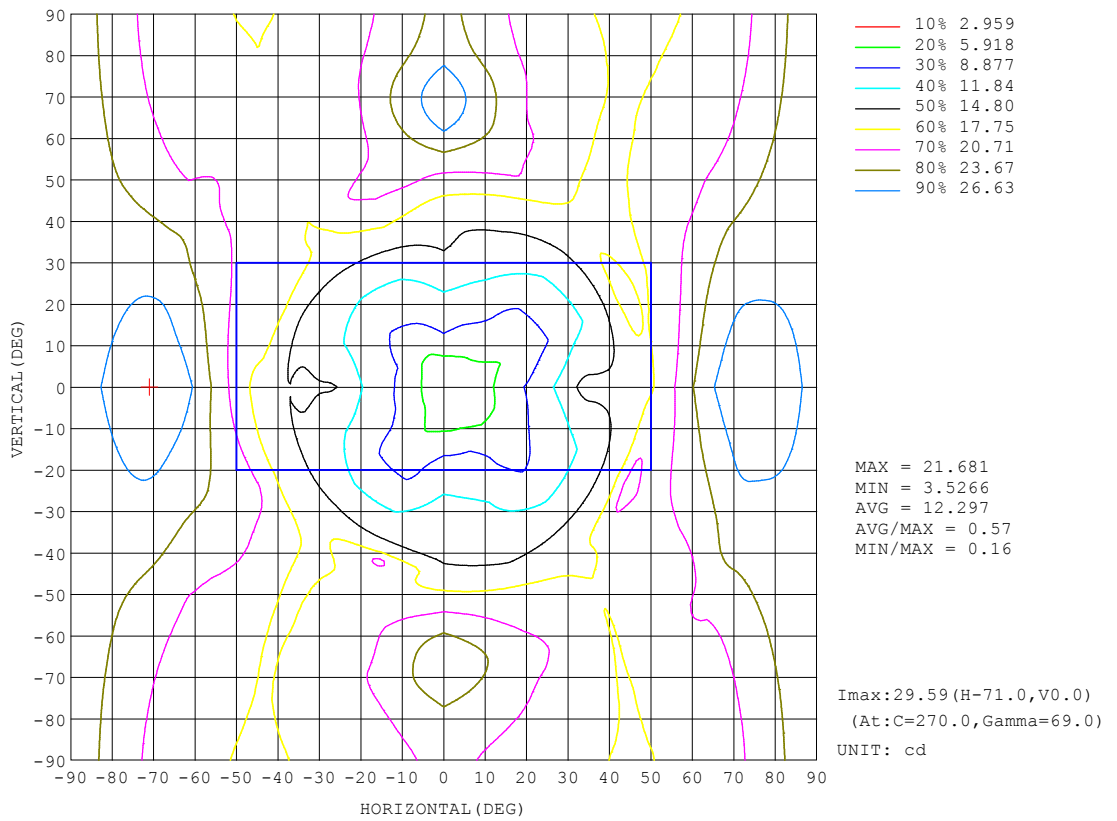
REFLECTANCE										
Ceiling	0.8	0.8	0.8	0.7	0.7	0.7	0.5	0.5	0.5	0
Walls	0.7	0.5	0.3	0.7	0.5	0.3	0.7	0.5	0.3	0
Working plane	0.2	0.2	0.2	0.2	0.2	0.2	0.2	0.2	0.2	0
ROOM INDEX	UTILIZATION FACTORS (PERCENT) $k(RI) \times RCR = 5$									
k = 0.60	35	22	14	34	21	14	31	20	13	6
0.80	44	29	20	42	28	19	38	26	18	9
1.00	51	36	26	48	34	25	44	34	23	13
1.25	58	43	33	55	41	31	49	37	29	17
1.50	63	48	38	60	46	36	53	42	33	20
2.00	72	58	47	67	55	45	59	49	41	25
2.50	77	64	54	72	60	51	63	54	46	29
3.00	81	69	60	76	65	57	66	58	51	32
4.00	87	76	68	81	72	64	71	64	57	37
5.00	91	81	74	85	76	69	74	67	62	40
ROOM INDEX	UF(total)									Direct
According to DIN EN 13032-2 2004			Suspended				SHRNOM = 1.25			

C Range: 0 - 360DEG
 C Interval: 22.5DEG
 Test Speed: HIGH
 Temperature: 25.3DEG
 Operators: DAMIN
 Test Date: 2022-06-09

γ Range: 0 - 180DEG
 γ Interval: 1.0DEG
 Test System: EVERFINE GO-3000H_V1 SYSTEM V2.00.411
 Humidity: 65.0%
 Test Distance: 9.000m [K=1.0000]
 Remarks:

ISOCANDELA DIAGRAM

Test:U:12.008V I:0.2469A P:2.0345W PF:0.6863 Freq:60.00Hz Lamp Flux:182.106x1 lm		
NAME: 487192-G4-2W-3000K	TYPE:	WEIGHT:
SPEC.:	DIM.:	SERIAL No.:
MFR.:	SUR.:	Shielding Angle:

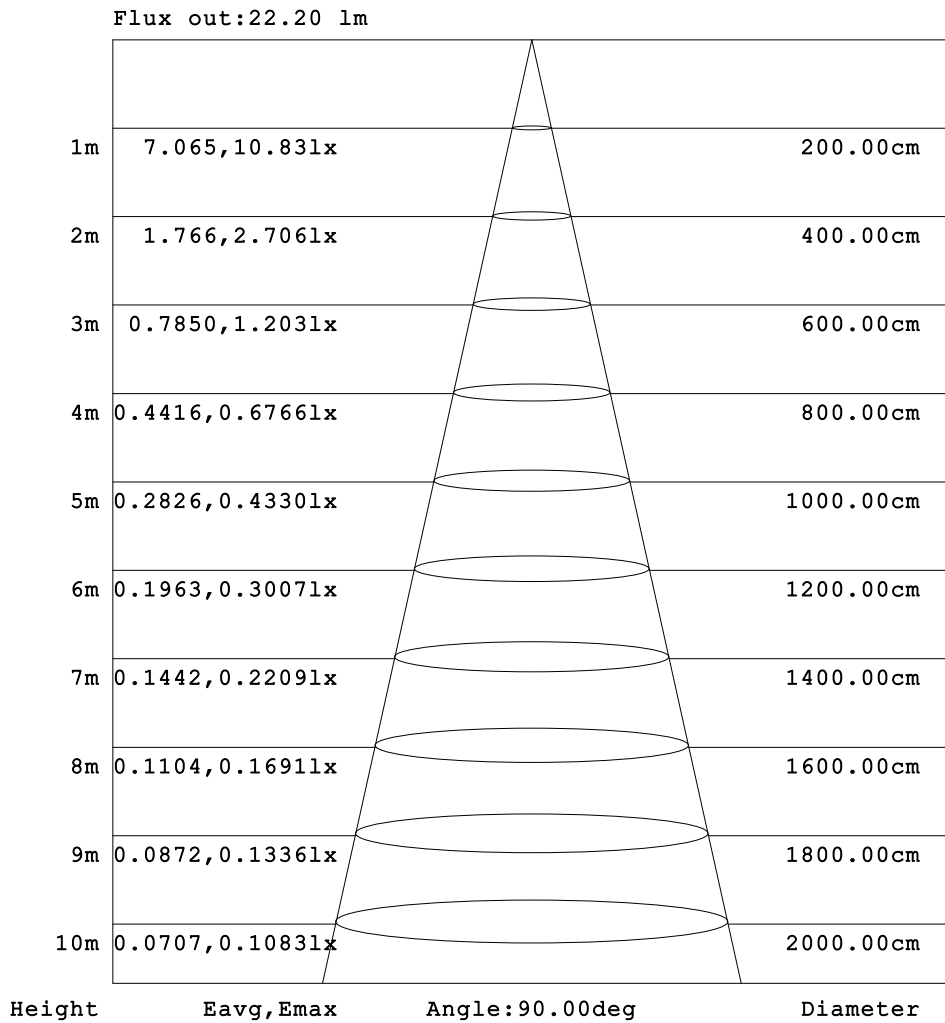


C Range: 0 - 360DEG
 C Interval: 22.5DEG
 Test Speed: HIGH
 Temperature:25.3DEG
 Operators:DAMIN
 Test Date:2022-06-09

γ Range: 0 - 180DEG
 γ Interval: 1.0DEG
 Test System:EVERFINE GO-3000H_V1 SYSTEM V2.00.411
 Humidity:65.0%
 Test Distance:9.000m [K=1.0000]
 Remarks:

AAI Figure

Test:U:12.008V I:0.2469A P:2.0345W PF:0.6863 Freq:60.00Hz Lamp Flux:182.106x1 lm		
NAME: 487192-G4-2W-3000K	TYPE:	WEIGHT:
SPEC.:	DIM.:	SERIAL No.:
MFR.:	SUR.:	Shielding Angle:



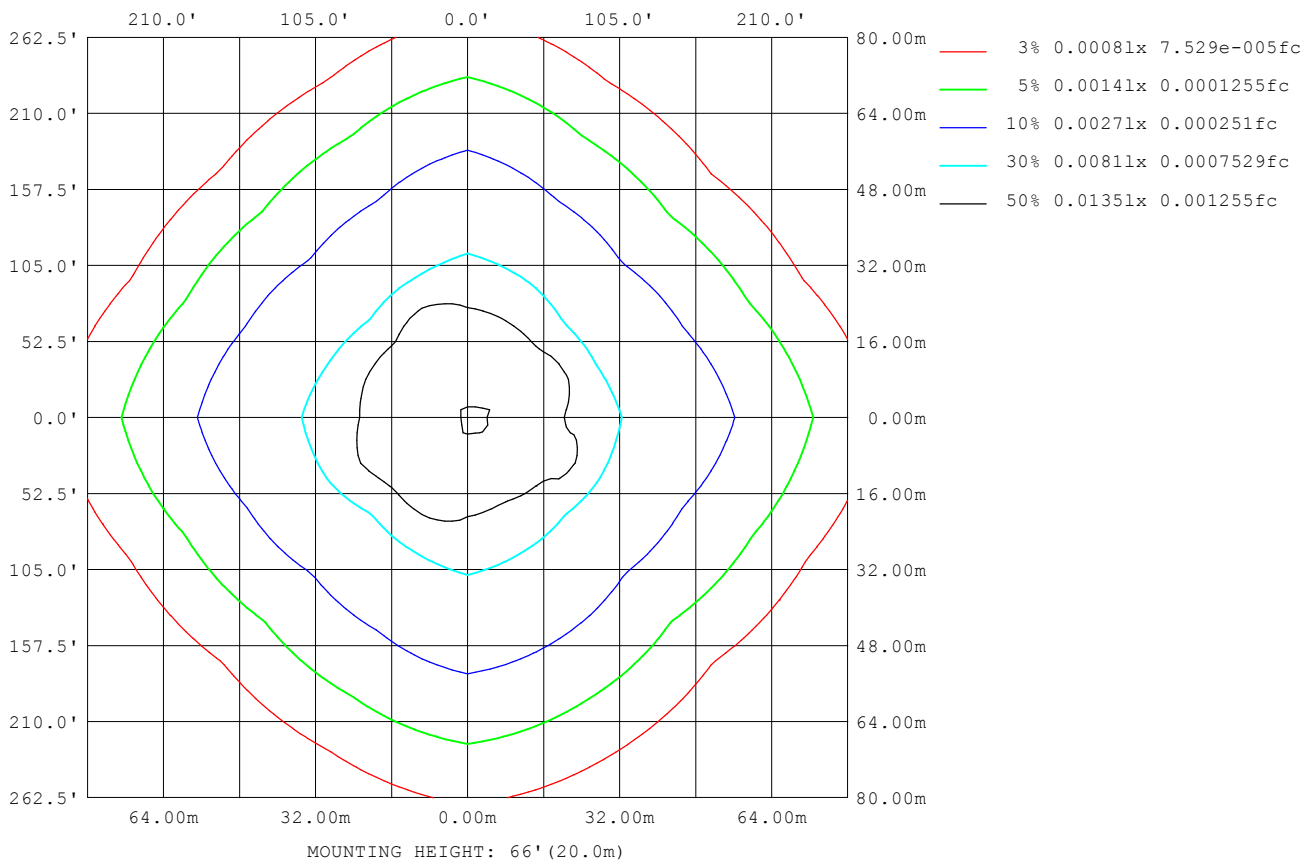
Note: The Curves indicate the illuminated area and the average illumination when the luminaire is at different distance.

C Range: 0 - 360DEG
C Interval: 22.5DEG
Test Speed: HIGH
Temperature: 25.3DEG
Operators: DAMIN
Test Date: 2022-06-09

γ Range: 0 - 180DEG
γ Interval: 1.0DEG
Test System: EVERFINE GO-3000H_V1 SYSTEM V2.00.411
Humidity: 65.0%
Test Distance: 9.000m [K=1.0000]
Remarks:

ISOLUX DIAGRAM

Test:U:12.008V I:0.2469A P:2.0345W PF:0.6863 Freq:60.00Hz Lamp Flux:182.106x1 lm		
NAME: 487192-G4-2W-3000K	TYPE:	WEIGHT:
SPEC.:	DIM.:	SERIAL No.:
MFR.:	SUR.:	Shielding Angle:



C Range: 0 - 360DEG
 C Interval: 22.5DEG
 Test Speed: HIGH
 Temperature: 25.3DEG
 Operators: DAMIN
 Test Date: 2022-06-09

γ Range: 0 - 180DEG
 γ Interval: 1.0DEG
 Test System: EVERFINE GO-3000H_V1 SYSTEM V2.00.411
 Humidity: 65.0%
 Test Distance: 9.000m [K=1.0000]
 Remarks:

LED Avg.L Report

Test:U:12.008V I:0.2469A P:2.0345W PF:0.6863 Freq:60.00Hz Lamp Flux:182.106x1 lm		
NAME: 487192-G4-2W-3000K	TYPE:	WEIGHT:
SPEC.:	DIM.:	SERIAL No.:
MFR.:	SUR.:	Shielding Angle:

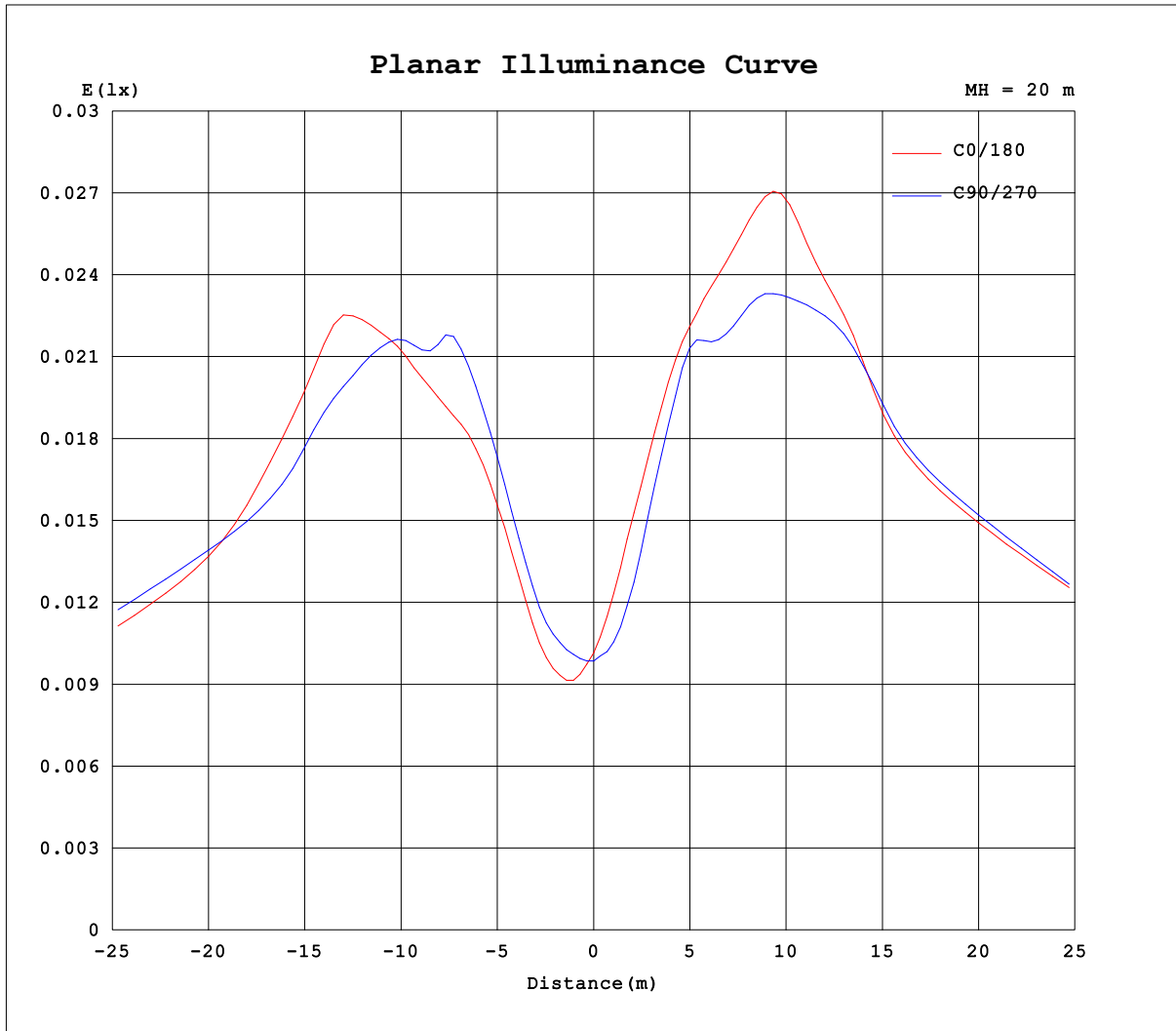
AvgL	cd/m2
L_0~180 (65) av	63020
L_0~180 (75) av	108640
L_0~180 (85) av	296334
L_90~270 (65) av	63568
L_90~270 (75) av	100282
L_90~270 (85) av	270195
L_45 (65) av	41659
L_45 (75) av	68318
L_45 (85) av	201304

Standard: GB/T 29293-2012

C Range: 0 - 360DEG
C Interval: 22.5DEG
Test Speed: HIGH
Temperature:25.3DEG
Operators:DAMIN
Test Date:2022-06-09

γ Range: 0 - 180DEG
γ Interval: 1.0DEG
Test System:EVERFINE GO-3000H_V1 SYSTEM V2.00.411
Humidity:65.0%
Test Distance:9.000m [K=1.0000]
Remarks:

Planar Illuminance Curve



C Range: 0 - 360DEG
C Interval: 22.5DEG
Test Speed: HIGH
Temperature: 25.3DEG
Operators: DAMIN
Test Date: 2022-06-09

γ Range: 0 - 180DEG
 γ Interval: 1.0DEG
Test System: EVERFINE GO-3000H_V1 SYSTEM V2.00.411
Humidity: 65.0%
Test Distance: 9.000m [K=1.0000]
Remarks:

LUMINOUS DISTRIBUTION INTENSITY DATA

Test:U:12.008V I:0.2469A P:2.0345W PF:0.6863 Freq:60.00Hz Lamp Flux:182.106x1 lm		
NAME: 487192-G4-2W-3000K	TYPE:	WEIGHT:
SPEC.:	DIM.:	SERIAL No.:
MFR.:	SUR.:	Shielding Angle:

Table--1

UNIT: cd

C (DEG) γ (DEG)	0	22.5	45	67.5	90	112.5	135	157.5	180	202.5	225	247.5	270	292.5	315	337.5			
0	3.95	3.95	3.95	3.95	3.95	3.95	3.95	3.95	3.95	3.95	3.95	3.95	3.95	3.95	3.95	3.95			
5	3.67	3.52	3.66	3.95	4.27	4.84	5.39	5.73	5.63	5.58	5.21	4.91	4.81	4.68	4.45	4.07			
10	4.91	4.65	4.96	5.63	5.64	5.63	7.20	7.89	7.79	8.07	6.62	6.54	7.30	6.73	6.34	5.08			
15	7.04	6.53	6.50	8.20	8.09	6.79	8.16	9.92	9.74	9.66	7.86	8.48	9.60	8.49	7.58	5.98			
20	8.82	8.20	7.49	10.3	10.5	8.01	8.55	11.0	11.7	10.6	9.36	9.75	10.7	10.1	8.05	7.05			
25	10.7	9.35	8.31	11.0	11.5	9.25	9.67	11.8	14.1	11.5	10.7	10.9	12.5	11.3	8.68	8.35			
30	13.2	10.2	9.63	12.0	13.0	11.1	11.4	13.1	14.6	12.7	12.3	12.7	14.0	12.6	10.2	9.71			
35	15.2	11.7	11.5	12.6	13.8	12.9	13.5	14.4	14.7	13.9	14.3	14.8	15.1	13.8	11.8	11.3			
40	14.8	13.7	13.6	13.5	14.1	15.5	15.8	15.8	14.7	15.9	16.1	17.4	15.4	15.0	13.9	13.2			
45	15.0	16.6	15.6	15.0	15.8	21.3	17.0	17.9	16.4	20.2	17.3	19.7	17.2	16.6	15.9	16.9			
50	16.9	22.3	16.8	17.6	18.3	18.6	17.4	21.4	18.9	18.9	17.9	22.6	19.8	18.9	17.1	18.1			
55	19.6	19.7	17.7	19.7	21.2	19.3	17.4	22.3	22.2	20.0	17.9	21.1	22.7	21.0	17.1	18.0			
60	22.8	20.0	17.9	20.6	24.1	19.8	17.4	22.6	25.5	21.0	18.0	20.6	25.7	21.3	17.0	19.2			
65	25.7	19.9	17.8	21.8	25.7	19.7	17.5	21.9	27.6	21.2	18.1	20.5	28.0	21.0	17.1	20.3			
70	27.8	20.3	17.7	21.5	25.7	20.1	17.6	21.2	28.7	21.2	18.1	20.6	28.8	20.4	17.2	20.4			
75	28.1	20.8	17.7	20.8	24.3	19.8	17.6	20.7	28.1	20.0	18.1	20.5	27.6	20.3	17.4	20.1			
80	27.3	19.6	17.6	20.4	22.9	19.4	17.6	20.2	26.6	19.4	18.0	20.1	25.9	19.8	17.4	19.3			
85	26.2	19.2	17.6	19.9	22.0	19.2	17.5	19.8	25.5	18.9	17.8	19.8	25.1	19.4	17.3	18.8			
90	25.3	19.0	17.4	19.5	21.5	19.0	17.3	19.4	24.8	18.6	17.5	19.5	24.8	19.1	17.1	18.6			
95	24.8	18.8	17.3	19.3	21.3	18.9	17.1	19.0	24.5	18.2	17.4	19.3	24.6	18.9	17.0	18.4			
100	24.4	18.5	17.0	18.9	21.1	18.5	16.7	18.6	23.7	17.8	17.1	18.8	23.9	18.5	16.7	18.1			
105	23.9	18.1	16.6	18.4	20.9	18.3	16.1	18.0	22.8	17.4	16.3	18.4	23.0	18.0	16.3	17.8			
110	23.0	17.7	16.1	18.0	0.14	17.5	15.5	17.1	21.4	16.7	15.6	18.0	0.26	17.4	15.7	17.3			
115	21.8	16.4	15.4	17.1	0.12	16.5	14.6	13.1	19.6	15.0	14.7	17.4	0.23	16.5	14.9	16.3			
120	20.2	7.11	14.5	16.0	0.11	15.4	13.5	3.41	17.0	6.71	13.8	17.0	0.16	15.4	14.0	9.03			
125	17.6	0.27	13.5	14.8	0.10	14.1	12.3	0.21	14.1	0.39	12.8	16.0	0.15	14.1	12.9	0.62			
130	14.5	0.20	12.3	13.6	0.10	12.8	10.7	0.20	11.5	0.23	11.6	13.4	0.11	12.8	11.6	0.28			
135	11.6	0.19	7.51	12.1	0.09	10.7	5.95	0.18	9.22	0.25	7.46	10.7	0.09	11.0	7.28	0.32			
140	8.85	0.17	1.60	8.57	0.08	7.84	0.96	0.15	7.08	0.22	0.56	6.79	0.08	8.39	1.73	0.30			
145	6.86	0.15	0.12	3.44	0.08	0.75	0.09	0.12	5.47	0.18	0.11	1.23	0.07	3.61	0.12	0.24			
150	5.00	0.16	0.10	0.08	0.07	0.07	0.07	0.09	3.15	0.17	0.09	0.09	0.06	0.15	0.10	0.34			
155	3.00	1.41	0.08	0.07	0.06	0.06	0.06	0.07	1.51	0.61	0.08	0.06	0.06	0.08	0.11	1.65			
160	1.25	1.04	0.06	0.06	0.06	0.06	0.05	0.05	0.16	0.14	0.06	0.05	0.05	0.06	0.06	0.73			
165	0.05	0.05	0.05	0.05	0.05	0.05	0.05	0.05	0.04	0.05	0.05	0.04	0.04	0.05	0.05	0.05			
170	0.05	0.04	0.05	0.05	0.05	0.04	0.04	0.04	0.04	0.04	0.04	0.04	0.04	0.05	0.05	0.04			
175	0.04	0.04	0.04	0.04	0.04	0.04	0.04	0.04	0.04	0.04	0.04	0.04	0.04	0.04	0.05	0.04			
180	0.04	0.04	0.04	0.04	0.04	0.04	0.04	0.04	0.04	0.04	0.04	0.04	0.04	0.04	0.04	0.04			

C Range: 0 - 360DEG
C Interval: 22.5DEG
Test Speed: HIGH
Temperature:25.3DEG
Operators:DAMIN
Test Date:2022-06-09

γ Range: 0 - 180DEG
γ Interval: 1.0DEG
Test System:EVERFINE GO-3000H_V1 SYSTEM V2.00.411
Humidity:65.0%
Test Distance:9.000m [K=1.0000]
Remarks: