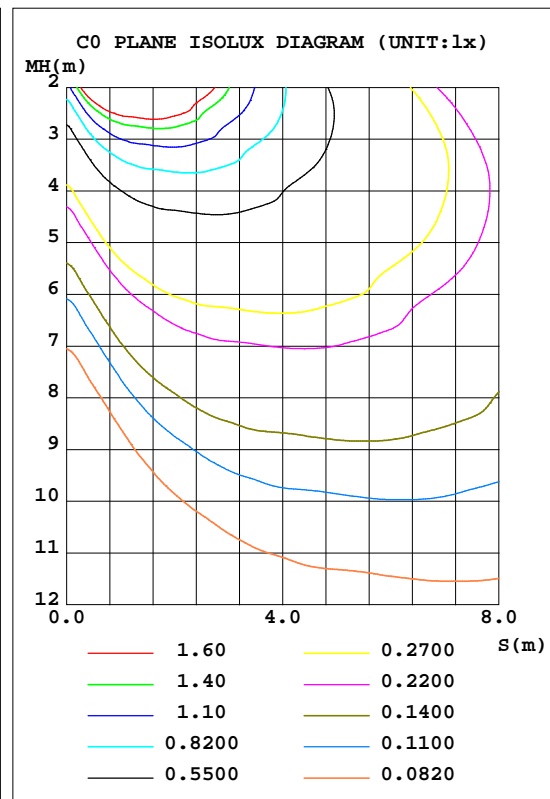
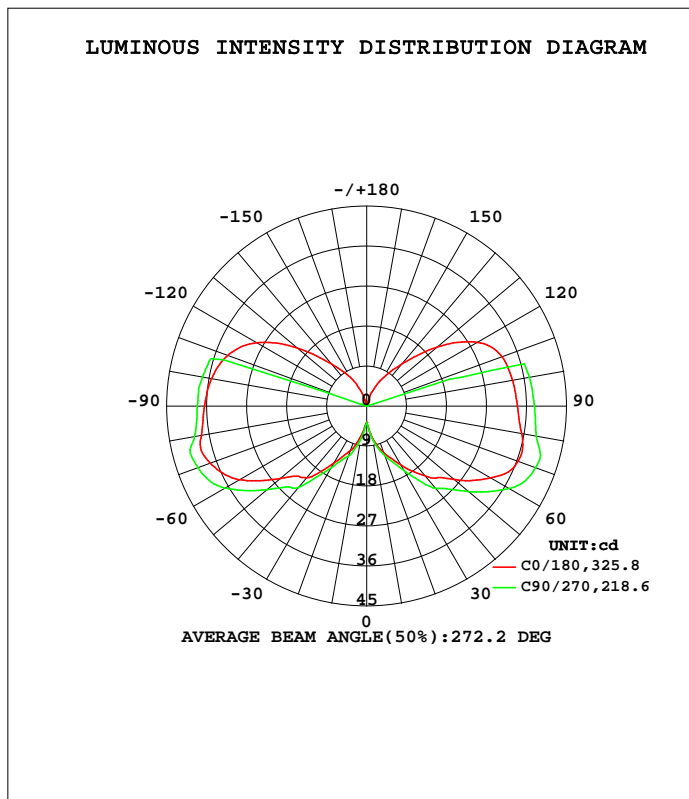


LUMINAIRE PHOTOMETRIC TEST REPORT

Test:U:11.767V I:0.3897A P:3.2785W PF:0.7149 Freq:60.00Hz Lamp Flux:272.51x1 lm		
NAME: 487196-G4-4W-2700K	TYPE:	WEIGHT:
SPEC.:	DIM.:	SERIAL No.:
MFR.:	SUR.:	Shielding Angle:

DATA OF LAMP		PHOTOMETRIC DATA Eff: 83.12 lm/W			
MODEL		I _{max} (cd)	41.11	S/MH(C0/180)	4.68
NOMINAL POWER(W)	--	LOR(%)	100.0	S/MH(C90/270)	4.80
RATED VOLTAGE(V)	--	TOTAL FLUX(lm)	272.51	η UP, DN(C0-180)	20.2, 29.6
NOMINAL FLUX(lm)	272.51	CIE CLASS	DIFFUSE	η UP, DN(C180-360)	20.6, 29.6
LAMPS INSIDE	1	η up(%)	40.7	CIBSE SHR NOM	2.00
TEST VOLTAGE(V)	--	η down(%)	59.3	CIBSE SHR MAX	2.00



C Range: 0 - 360DEG
 C Interval: 22.5DEG
 Test Speed: HIGH
 Temperature: 25.3DEG
 Operators: DAMIN
 Test Date: 2022-06-09

γ Range: 0 - 180DEG
 γ Interval: 1.0DEG
 Test System: EVERFINE GO-3000H_V1 SYSTEM V2.00.411
 Humidity: 65.0%
 Test Distance: 9.000m [K=1.0000]
 Remarks:

ZONAL FLUX DIAGRAM

ZONAL FLUX DIAGRAM:

γ	C0	C45	C90	C135	C180	C225	C270	C315	γ	Φ zone	Φ total	%lum,lamp
10	7.098	7.863	7.390	7.806	6.458	8.210	7.383	8.736	0- 10	0.5527	0.5527	0.20,0.20
20	11.09	10.28	11.85	9.937	10.61	9.899	12.00	9.851	10- 20	2.714	3.267	1.2,1.2
30	15.28	14.06	16.75	14.16	14.86	13.77	16.05	14.10	20- 30	6.005	9.272	3.4,3.4
40	20.53	19.21	24.18	19.90	21.07	19.15	23.90	19.47	30- 40	11.45	20.72	7.6,7.6
50	25.71	24.36	29.91	25.01	25.34	24.24	29.27	24.86	40- 50	18.44	39.16	14.4,14.4
60	32.33	25.54	37.07	26.06	33.14	25.23	36.87	26.39	50- 60	25.14	64.30	23.6,23.6
70	36.27	26.23	40.46	27.17	37.52	26.17	40.44	27.05	60- 70	30.46	94.76	34.8,34.8
80	35.45	26.90	38.77	28.06	37.79	26.93	39.35	27.90	70- 80	33.02	127.8	46.9,46.9
90	33.95	26.98	37.75	28.10	36.54	26.92	38.12	27.95	80- 90	33.77	161.6	59.3,59.3
100	33.35	26.20	37.19	27.38	35.47	26.20	37.54	27.11	90-100	33.20	194.7	71.5,71.5
110	32.42	24.55	0.2413	25.74	33.33	24.61	0.3983	25.38	100-110	30.08	224.8	82.5,82.5
120	28.79	21.89	0.1724	22.98	28.59	22.04	0.2507	22.49	110-120	22.24	247.1	90.7,90.7
130	20.69	18.08	0.1501	19.01	20.37	18.59	0.1593	18.69	120-130	14.35	261.4	95.9,95.9
140	12.43	6.719	0.1239	6.670	12.43	6.997	0.1262	8.260	130-140	7.897	269.3	98.8,98.8
150	7.292	0.1400	0.1016	0.1300	7.624	0.2099	0.1000	0.1622	140-150	2.455	271.8	99.7,99.7
160	3.144	0.0980	0.0824	0.0899	3.131	0.1295	0.0739	0.0921	150-160	0.6310	272.4	100,100
170	0.0638	0.0663	0.0685	0.0678	0.0678	0.0618	0.0623	0.0732	160-170	0.1061	272.5	100,100
180	0.0535	0.0567	0.0585	0.0646	0.0556	0.0559	0.0593	0.0662	170-180	0.0059	272.5	100,100
DEG	LUMINOUS INTENSITY:cd									UNIT:lm		

Conical surface Flux(90deg): 29.073 lm

%lum = 10.7%
%lamp = 10.7%

Conical surface Flux(120deg): 64.302 lm

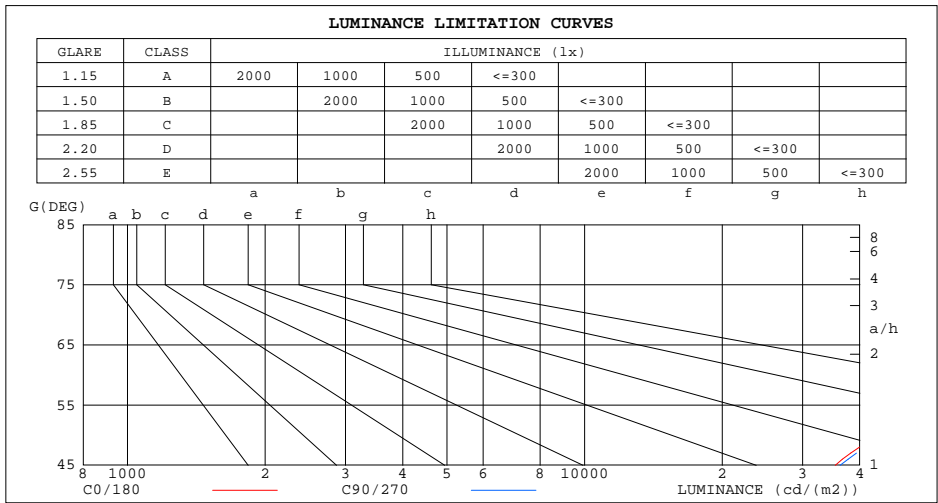
%lum = 23.6%
%lamp = 23.6%

C Range: 0 - 360DEG
C Interval: 22.5DEG
Test Speed: HIGH
Temperature:25.3DEG
Operators:DAMIN
Test Date:2022-06-09

γ Range: 0 - 180DEG
 γ Interval: 1.0DEG
Test System:EVERFINE GO-3000H_V1 SYSTEM V2.00.411
Humidity:65.0%
Test Distance:9.000m [K=1.0000]
Remarks:

LUMINANCE LIMITATION CURVES

Test:U:11.767V I:0.3897A P:3.2785W PF:0.7149 Freq:60.00Hz Lamp Flux:272.51x1 lm		
NAME: 487196-G4-4W-2700K	TYPE:	WEIGHT:
SPEC.:	DIM.:	SERIAL No.:
MFR.:	SUR.:	Shielding Angle:



LUMINANCE cd/(m2)		
G(DEG)	C0/180	C90/270
85	434112	423079
80	224163	215904
75	154269	151081
70	116458	114384
65	91311	90464
60	71012	71699
55	55934	56580
50	43927	45000
45	35362	36205

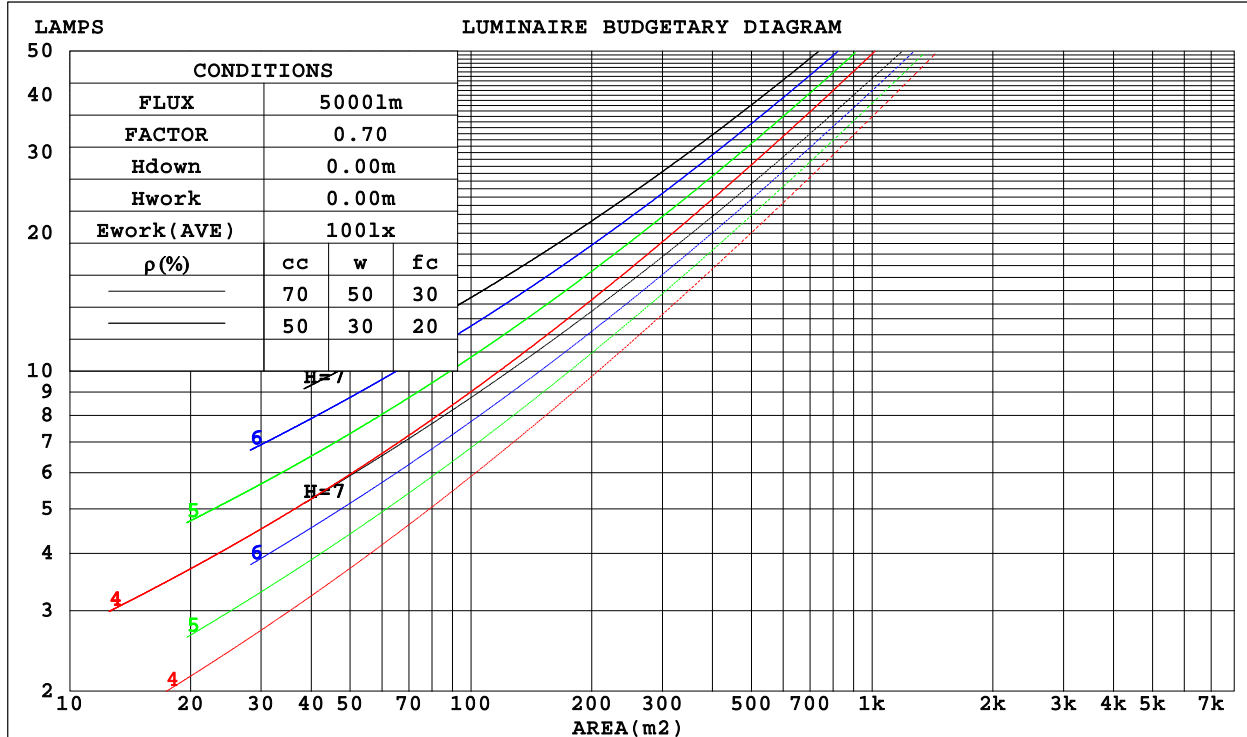
C Range: 0 - 360DEG
 C Interval: 22.5DEG
 Test Speed: HIGH
 Temperature: 25.3DEG
 Operators: DAMIN
 Test Date: 2022-06-09

γ Range: 0 - 180DEG
 γ Interval: 1.0DEG
 Test System: EVERFINE GO-3000H_V1 SYSTEM V2.00.411
 Humidity: 65.0%
 Test Distance: 9.000m [K=1.0000]
 Remarks:

CU AND LUMINAIRE BUDGETARY ESTIMATE DIAGRAM

Test:U:11.767V I:0.3897A P:3.2785W PF:0.7149 Freq:60.00Hz Lamp Flux:272.51x1 lm		
NAME: 487196-G4-4W-2700K	TYPE:	WEIGHT:
SPEC.:	DIM.:	SERIAL No.:
MFR.:	SUR.:	Shielding Angle:

ρ _{cc}	80%			70%			50%			30%			10%			0
ρ _w	50%	30%	10%	50%	30%	10%	50%	30%	10%	50%	30%	10%	50%	30%	10%	0
ρ _{fc}	20%			20%			20%			20%			20%			0
RCR	RCR:Room Cavity Ratio						Coefficients of Utilization(CU)									
0.0	1.09	1.09	1.09	1.02	1.02	1.02	.88	.88	.88	.76	.76	.76	.65	.65	.65	.59
1.0	.86	.80	.74	.80	.74	.69	.68	.63	.59	.57	.54	.50	.47	.44	.42	.37
2.0	.72	.63	.55	.66	.58	.51	.56	.49	.44	.46	.41	.37	.38	.34	.30	.26
3.0	.61	.51	.43	.56	.47	.40	.47	.40	.34	.39	.33	.28	.31	.27	.23	.19
4.0	.52	.42	.34	.48	.39	.32	.41	.33	.27	.33	.27	.22	.27	.22	.18	.14
5.0	.46	.36	.28	.42	.33	.26	.35	.28	.22	.29	.23	.18	.23	.18	.14	.11
6.0	.40	.31	.24	.37	.28	.22	.31	.24	.19	.26	.20	.15	.21	.16	.12	.09
7.0	.36	.27	.20	.33	.25	.19	.28	.21	.16	.23	.17	.13	.18	.14	.10	.07
8.0	.32	.23	.17	.30	.22	.16	.25	.18	.13	.21	.15	.11	.17	.12	.09	.06
9.0	.29	.21	.15	.27	.19	.14	.23	.16	.12	.19	.13	.09	.15	.11	.07	.05
10.0	.27	.19	.13	.25	.17	.12	.21	.15	.10	.17	.12	.08	.14	.10	.06	.04



C Range: 0 - 360DEG
 C Interval: 22.5DEG
 Test Speed: HIGH
 Temperature: 25.3DEG
 Operators: DAMIN
 Test Date: 2022-06-09

γ Range: 0 - 180DEG
 γ Interval: 1.0DEG
 Test System: EVERFINE GO-3000H_V1 SYSTEM V2.00.411
 Humidity: 65.0%
 Test Distance: 9.000m [K=1.0000]
 Remarks:

WEC AND CCEC

Test:U:11.767V I:0.3897A P:3.2785W PF:0.7149 Freq:60.00Hz Lamp Flux:272.51x1 lm		
NAME: 487196-G4-4W-2700K	TYPE:	WEIGHT:
SPEC.:	DIM.:	SERIAL No.:
MFR.:	SUR.:	Shielding Angle:

pcc	80%			70%			50%			30%			10%			0
pw	50%	30%	10%	50%	30%	10%	50%	30%	10%	50%	30%	10%	50%	30%	10%	0
pfc	20%			20%			20%			20%			20%			0
RCR	RCR:Room Cavity Ratio						Wall Exitance Coefficients(WEC)									
0.0																
1.0	.461	.262	.083	.441	.252	.080	.404	.232	.074	.370	.213	.068	.338	.196	.063	
2.0	.378	.207	.064	.360	.198	.061	.326	.181	.056	.295	.165	.052	.266	.150	.047	
3.0	.326	.173	.052	.309	.166	.050	.278	.151	.046	.250	.137	.042	.223	.123	.038	
4.0	.287	.149	.044	.272	.142	.042	.244	.129	.039	.217	.117	.035	.193	.105	.032	
5.0	.257	.131	.038	.243	.125	.036	.217	.113	.033	.193	.102	.030	.171	.091	.027	
6.0	.233	.117	.033	.220	.111	.032	.196	.101	.029	.174	.090	.027	.153	.081	.024	
7.0	.213	.105	.030	.201	.100	.029	.179	.091	.026	.158	.081	.024	.139	.072	.021	
8.0	.196	.096	.027	.185	.091	.026	.165	.082	.023	.146	.074	.021	.127	.065	.019	
9.0	.181	.088	.025	.171	.084	.023	.152	.075	.021	.135	.067	.019	.118	.060	.017	
10.0	.169	.081	.022	.160	.077	.022	.142	.070	.020	.125	.062	.018	.109	.055	.016	

pcc	80%			70%			50%			30%			10%			0
pw	50%	30%	10%	50%	30%	10%	50%	30%	10%	50%	30%	10%	50%	30%	10%	0
pfc	20%			20%			20%			20%			20%			0
RCR	RCR:Room Cavity Ratio						Ceiling Cavity Exitance Coefficients(CCEC)									
0.0	.501	.501	.501	.428	.428	.428	.292	.292	.292	.168	.168	.168	.054	.054	.054	
1.0	.504	.468	.435	.431	.401	.375	.295	.276	.259	.170	.160	.151	.054	.051	.049	
2.0	.499	.446	.402	.427	.384	.348	.293	.266	.243	.169	.155	.142	.054	.050	.046	
3.0	.492	.431	.383	.422	.372	.332	.289	.258	.233	.167	.151	.137	.054	.049	.045	
4.0	.484	.420	.371	.415	.363	.322	.286	.253	.227	.165	.148	.134	.053	.048	.044	
5.0	.476	.411	.362	.409	.355	.315	.282	.248	.223	.163	.146	.132	.053	.048	.044	
6.0	.469	.403	.356	.403	.349	.310	.278	.245	.220	.161	.144	.131	.052	.047	.043	
7.0	.462	.397	.352	.397	.344	.307	.274	.241	.217	.159	.142	.129	.051	.047	.043	
8.0	.455	.392	.349	.391	.340	.304	.271	.239	.216	.158	.141	.129	.051	.046	.043	
9.0	.448	.387	.346	.386	.336	.302	.267	.236	.214	.156	.140	.128	.050	.046	.042	
10.0	.442	.383	.344	.381	.333	.300	.264	.234	.213	.154	.138	.127	.050	.045	.042	

C Range: 0 - 360DEG
 C Interval: 22.5DEG
 Test Speed: HIGH
 Temperature:25.3DEG
 Operators:DAMIN
 Test Date:2022-06-09

γ Range: 0 - 180DEG
 γ Interval: 1.0DEG
 Test System:EVERFINE GO-3000H_V1 SYSTEM V2.00.411
 Humidity:65.0%
 Test Distance:9.000m [K=1.0000]
 Remarks:

UGR(Unified Glare Rating) Table

Test:U:11.767V I:0.3897A P:3.2785W PF:0.7149 Freq:60.00Hz Lamp Flux:272.51x1 lm										
NAME: 487196-G4-4W-2700K					TYPE:			WEIGHT:		
SPEC.:					DIM.:			SERIAL No.:		
MFR.:					SUR.:			Shielding Angle:		
ceiling/cavity	0.7	0.7	0.5	0.5	0.3	0.7	0.7	0.5	0.5	0.3
walls	0.5	0.3	0.5	0.3	0.3	0.5	0.3	0.5	0.3	0.3
working plane	0.2	0.2	0.2	0.2	0.2	0.2	0.2	0.2	0.2	0.2
Room dimensions	Viewed crosswise					Viewed endwise				
x = 2H y = 2H	24.6	25.9	25.4	26.7	27.7	24.7	25.9	25.4	26.7	27.7
3H	28.4	29.6	29.2	30.4	31.5	28.4	29.6	29.2	30.4	31.5
4H	30.5	31.6	31.3	32.5	33.5	30.5	31.6	31.3	32.4	33.5
6H	32.8	33.8	33.6	34.6	35.7	32.6	33.7	33.5	34.5	35.6
8H	34.0	34.9	34.8	35.8	36.9	33.8	34.8	34.7	35.7	36.8
12H	35.3	36.3	36.2	37.2	38.3	35.2	36.1	36.0	37.0	38.1
4H 2H	25.4	26.5	26.2	27.3	28.4	25.4	26.5	26.2	27.3	28.4
3H	29.2	30.1	30.0	31.0	32.1	29.2	30.1	30.0	31.0	32.1
4H	31.3	32.2	32.2	33.1	34.2	31.3	32.2	32.2	33.1	34.2
6H	33.8	34.5	34.6	35.5	36.6	33.7	34.5	34.6	35.4	36.5
8H	35.1	35.8	36.0	36.8	37.9	35.0	35.7	35.9	36.7	37.8
12H	36.6	37.3	37.5	38.2	39.4	36.5	37.2	37.4	38.1	39.3
8H 4H	31.8	32.6	32.7	33.5	34.7	31.8	32.6	32.7	33.5	34.6
6H	34.4	35.1	35.4	36.0	37.2	34.4	35.0	35.3	36.0	37.2
8H	35.9	36.5	36.9	37.5	38.7	35.9	36.4	36.8	37.4	38.6
12H	37.7	38.2	38.6	39.2	40.4	37.6	38.1	38.6	39.1	40.3
12H 4H	32.0	32.7	32.9	33.6	34.8	32.0	32.7	32.9	33.6	34.8
6H	34.7	35.2	35.6	36.2	37.4	34.6	35.2	35.6	36.1	37.4
8H	36.3	36.8	37.2	37.7	39.0	36.2	36.7	37.1	37.7	38.9
Variations with the observer position at spacings:										
S = 1.0H	+ 0.1 / - 0.1					+ 0.1 / - 0.1				
1.5H	+ 0.2 / - 0.2					+ 0.2 / - 0.2				
2.0H	+ 0.3 / - 0.3					+ 0.3 / - 0.3				

CIE Pub.117, 272.5 lm Total Lamp Luminous Flux Corrected (8log(F/F0) = -4.5)
Area: 0.001 m2

C Range: 0 - 360DEG
C Interval: 22.5DEG
Test Speed: HIGH
Temperature:25.3DEG
Operators:DAMIN
Test Date:2022-06-09

γ Range: 0 - 180DEG
γ Interval: 1.0DEG
Test System:EVERFINE GO-3000H_V1 SYSTEM V2.00.411
Humidity:65.0%
Test Distance:9.000m [K=1.0000]
Remarks:

UTILIZATION FACTORS TABLE

Test:U:11.767V I:0.3897A P:3.2785W PF:0.7149 Freq:60.00Hz Lamp Flux:272.51x1 lm		
NAME: 487196-G4-4W-2700K	TYPE:	WEIGHT:
SPEC.:	DIM.:	SERIAL No.:
MFR.:	SUR.:	Shielding Angle:

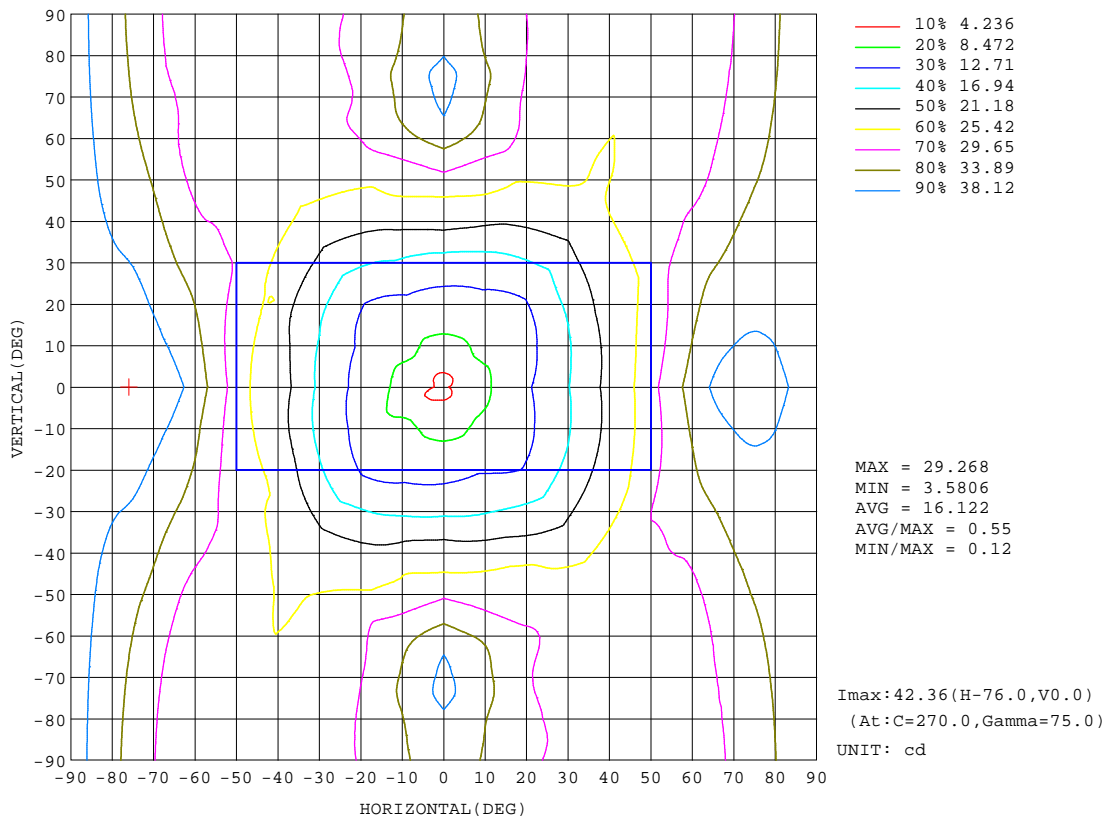
REFLECTANCE										
Ceiling	0.8	0.8	0.8	0.7	0.7	0.7	0.5	0.5	0.5	0
Walls	0.7	0.5	0.3	0.7	0.5	0.3	0.7	0.5	0.3	0
Working plane	0.2	0.2	0.2	0.2	0.2	0.2	0.2	0.2	0.2	0
ROOM INDEX	UTILIZATION FACTORS(PERCENT) k(RI) x RCR = 5									
k = 0.60	35	21	13	33	20	13	30	19	12	5
0.80	43	28	19	41	27	18	37	25	17	8
1.00	50	35	25	47	33	24	42	33	22	12
1.25	57	42	31	54	40	30	47	36	27	15
1.50	63	47	37	59	45	35	51	40	32	18
2.00	71	56	46	66	53	44	58	47	39	23
2.50	76	63	53	71	59	50	62	52	44	26
3.00	80	68	58	75	64	55	65	56	49	30
4.00	86	75	67	80	71	63	69	62	55	34
5.00	90	80	72	83	75	68	72	66	60	37
ROOM INDEX	UF(total)									Direct
According to DIN EN 13032-2 2004			Suspended				SHRNOM = 1.25			

C Range: 0 - 360DEG
 C Interval: 22.5DEG
 Test Speed: HIGH
 Temperature:25.3DEG
 Operators:DAMIN
 Test Date:2022-06-09

γ Range: 0 - 180DEG
 γ Interval: 1.0DEG
 Test System:EVERFINE GO-3000H_V1 SYSTEM V2.00.411
 Humidity:65.0%
 Test Distance:9.000m [K=1.0000]
 Remarks:

ISOCANDELA DIAGRAM

Test:U:11.767V I:0.3897A P:3.2785W PF:0.7149 Freq:60.00Hz Lamp Flux:272.51x1 lm		
NAME: 487196-G4-4W-2700K	TYPE:	WEIGHT:
SPEC.:	DIM.:	SERIAL No.:
MFR.:	SUR.:	Shielding Angle:



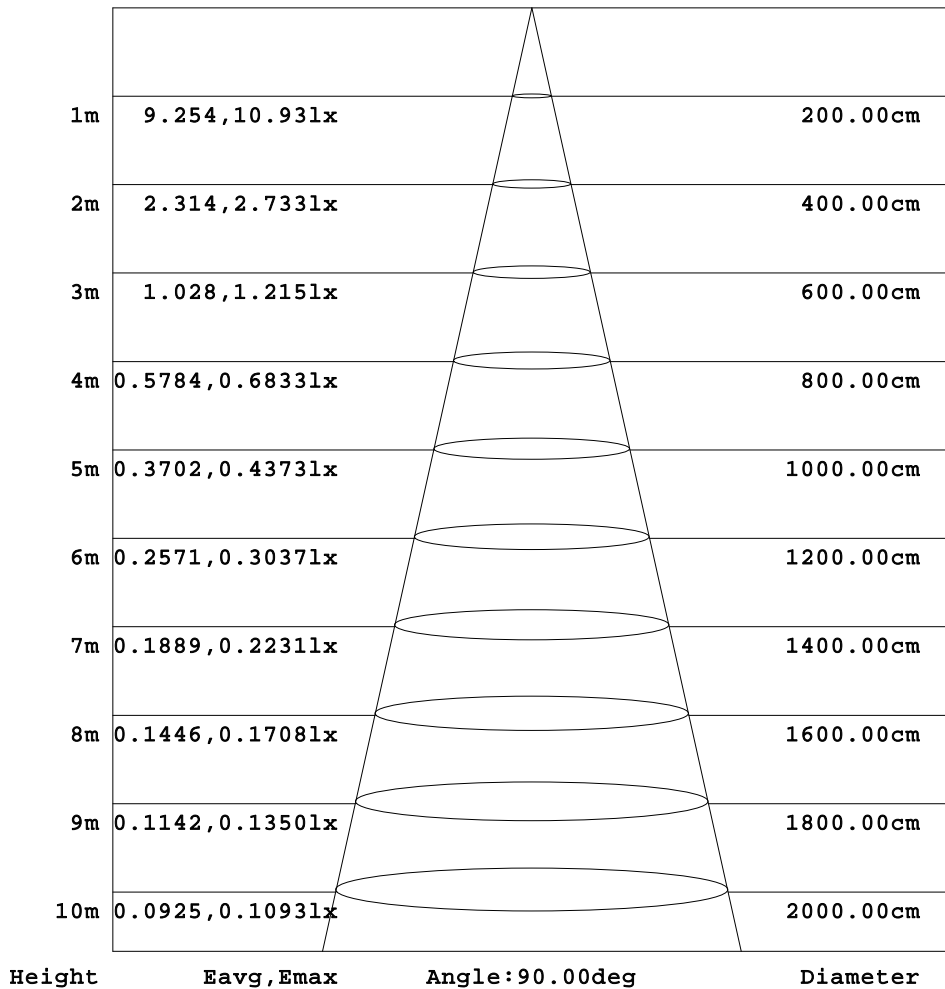
C Range: 0 - 360DEG
 C Interval: 22.5DEG
 Test Speed: HIGH
 Temperature:25.3DEG
 Operators:DAMIN
 Test Date:2022-06-09

γ Range: 0 - 180DEG
 γ Interval: 1.0DEG
 Test System:EVERFINE GO-3000H_V1 SYSTEM V2.00.411
 Humidity:65.0%
 Test Distance:9.000m [K=1.0000]
 Remarks:

AAI Figure

Test:U:11.767V I:0.3897A P:3.2785W PF:0.7149 Freq:60.00Hz Lamp Flux:272.51x1 lm		
NAME: 487196-G4-4W-2700K	TYPE:	WEIGHT:
SPEC.:	DIM.:	SERIAL No.:
MFR.:	SUR.:	Shielding Angle:

Flux out:29.07 lm



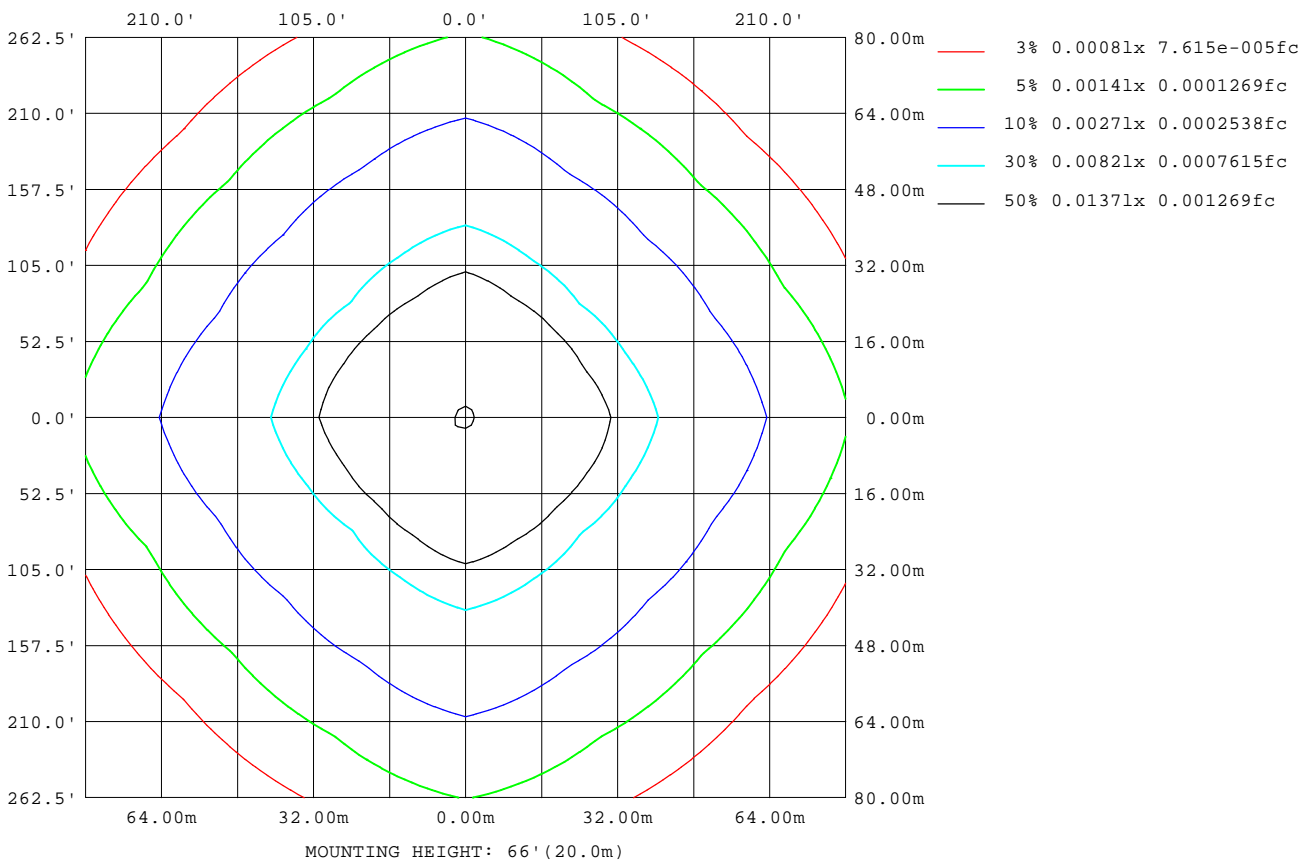
Note:The Curves indicate the illuminated area and the average illumination when the luminaire is at different distance.

C Range: 0 - 360DEG
C Interval: 22.5DEG
Test Speed: HIGH
Temperature:25.3DEG
Operators:DAMIN
Test Date:2022-06-09

γ Range: 0 - 180DEG
γ Interval: 1.0DEG
Test System:EVERFINE GO-3000H_V1 SYSTEM V2.00.411
Humidity:65.0%
Test Distance:9.000m [K=1.0000]
Remarks:

ISOLUX DIAGRAM

Test:U:11.767V I:0.3897A P:3.2785W PF:0.7149 Freq:60.00Hz Lamp Flux:272.51x1 lm		
NAME: 487196-G4-4W-2700K	TYPE:	WEIGHT:
SPEC.:	DIM.:	SERIAL No.:
MFR.:	SUR.:	Shielding Angle:



C Range: 0 - 360DEG
 C Interval: 22.5DEG
 Test Speed: HIGH
 Temperature: 25.3DEG
 Operators: DAMIN
 Test Date: 2022-06-09

γ Range: 0 - 180DEG
 γ Interval: 1.0DEG
 Test System: EVERFINE GO-3000H_V1 SYSTEM V2.00.411
 Humidity: 65.0%
 Test Distance: 9.000m [K=1.0000]
 Remarks:

LED Avg.L Report

Test:U:11.767V I:0.3897A P:3.2785W PF:0.7149 Freq:60.00Hz Lamp Flux:272.51x1 lm		
NAME: 487196-G4-4W-2700K	TYPE:	WEIGHT:
SPEC.:	DIM.:	SERIAL No.:
MFR.:	SUR.:	Shielding Angle:

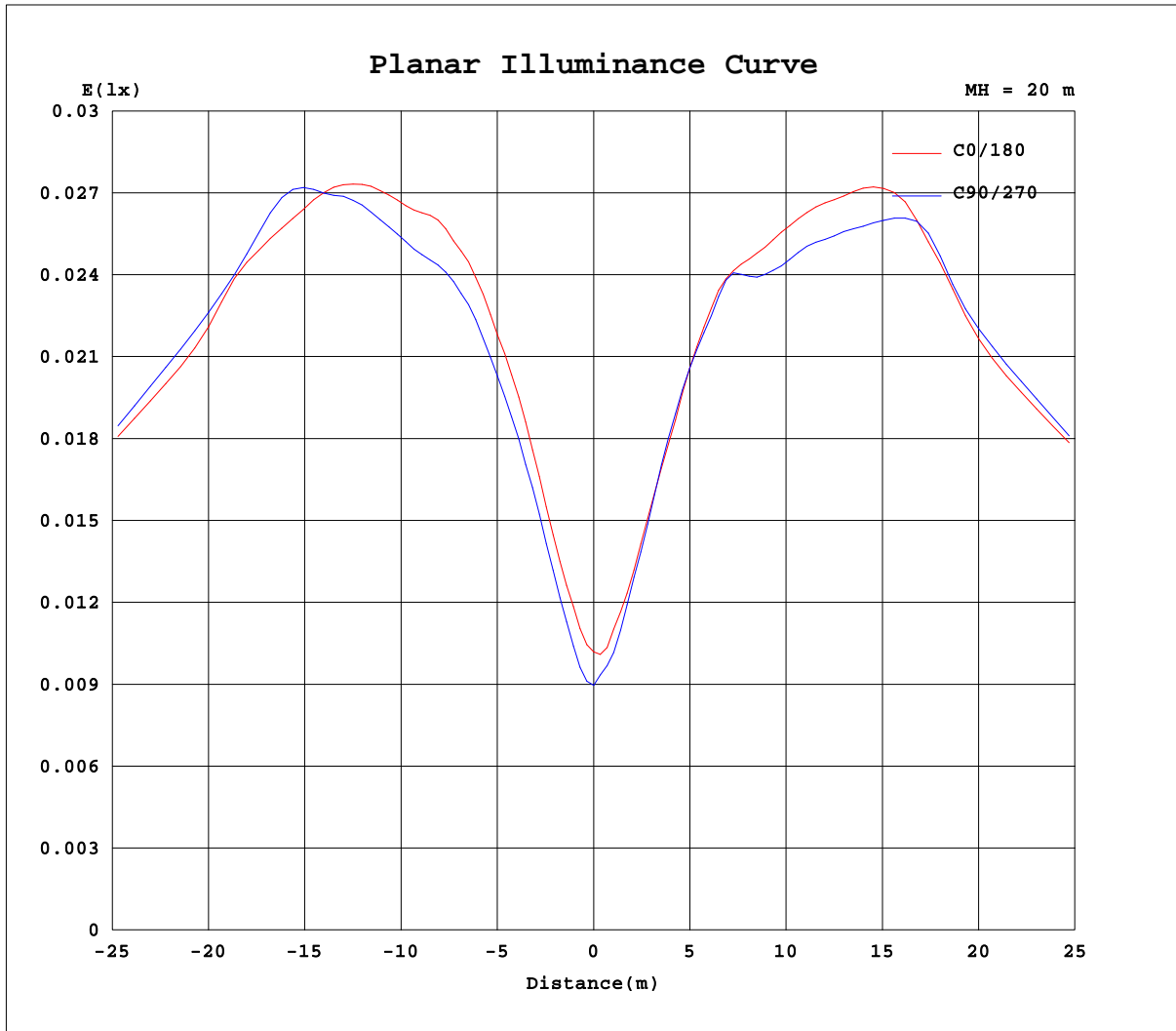
AvgL	cd/m2
L_0~180(65)av	83890
L_0~180(75)av	144708
L_0~180(85)av	409903
L_90~270(65)av	93263
L_90~270(75)av	157527
L_90~270(85)av	439311
L_45(65)av	61859
L_45(75)av	104747
L_45(85)av	316703

Standard: GB/T 29293-2012

C Range: 0 - 360DEG
C Interval: 22.5DEG
Test Speed: HIGH
Temperature:25.3DEG
Operators:DAMIN
Test Date:2022-06-09

γ Range: 0 - 180DEG
γ Interval: 1.0DEG
Test System:EVERFINE GO-3000H_V1 SYSTEM V2.00.411
Humidity:65.0%
Test Distance:9.000m [K=1.0000]
Remarks:

Planar Illuminance Curve



C Range: 0 - 360DEG
C Interval: 22.5DEG
Test Speed: HIGH
Temperature: 25.3DEG
Operators: DAMIN
Test Date: 2022-06-09

γ Range: 0 - 180DEG
 γ Interval: 1.0DEG
Test System: EVERFINE GO-3000H_V1 SYSTEM V2.00.411
Humidity: 65.0%
Test Distance: 9.000m [K=1.0000]
Remarks:

LUMINOUS DISTRIBUTION INTENSITY DATA

Test:U:11.767V I:0.3897A P:3.2785W PF:0.7149 Freq:60.00Hz Lamp Flux:272.51x1 lm		
NAME: 487196-G4-4W-2700K	TYPE:	WEIGHT:
SPEC.:	DIM.:	SERIAL No.:
MFR.:	SUR.:	Shielding Angle:

Table--1

UNIT: cd

C(DEG) γ (DEG)	0	22.5	45	67.5	90	112.5	135	157.5	180	202.5	225	247.5	270	292.5	315	337.5			
0	3.71	3.71	3.71	3.71	3.71	3.71	3.71	3.71	3.71	3.71	3.71	3.71	3.71	3.71	3.71	3.71			
5	4.97	5.00	4.99	5.15	5.10	5.11	4.74	4.26	4.55	4.66	4.81	4.89	4.99	5.02	5.26	5.60			
10	7.10	7.40	7.86	7.43	7.39	7.69	7.81	6.32	6.46	6.80	8.21	7.30	7.38	7.32	8.74	7.85			
15	9.12	9.55	9.81	9.64	9.63	9.60	9.56	8.58	8.63	9.44	9.53	9.93	9.75	9.71	9.57	9.59			
20	11.1	11.1	10.3	11.7	11.8	11.3	9.94	10.5	10.6	11.1	9.90	11.4	12.0	11.0	9.85	11.1			
25	12.9	12.5	11.7	14.3	13.9	13.3	11.7	12.9	12.4	12.7	11.5	13.5	13.4	13.1	11.7	13.1			
30	15.3	14.8	14.1	16.1	16.8	15.8	14.2	15.1	14.9	14.9	13.8	15.6	16.0	15.2	14.1	16.0			
35	17.9	17.8	16.6	19.0	20.3	18.8	17.1	17.9	18.0	17.6	16.4	18.4	19.4	17.7	16.7	19.0			
40	20.5	20.1	19.2	22.6	24.2	21.8	19.9	21.8	21.1	20.0	19.1	21.5	23.9	21.0	19.5	21.4			
45	22.8	23.3	22.0	25.5	26.5	25.9	23.0	24.4	22.3	24.2	21.8	25.2	25.8	25.1	22.4	24.7			
50	25.7	24.5	24.4	27.3	29.9	25.9	25.0	26.2	25.3	24.8	24.2	25.9	29.3	26.0	24.9	25.0			
55	29.2	27.3	25.5	28.4	33.6	28.0	25.7	27.3	29.3	27.1	25.3	27.6	33.1	27.5	26.3	26.9			
60	32.3	28.5	25.5	30.6	37.1	30.2	26.1	29.3	33.1	28.4	25.2	30.1	36.9	29.6	26.4	29.2			
65	35.1	28.5	25.8	30.9	39.5	29.9	26.6	29.9	35.8	28.4	25.6	30.9	39.3	29.8	26.6	29.7			
70	36.3	28.0	26.2	30.4	40.5	29.8	27.2	29.4	37.5	28.0	26.2	30.5	40.4	29.4	27.0	29.4			
75	36.4	28.1	26.6	30.4	40.4	30.1	27.7	29.1	38.5	28.2	26.6	30.4	41.1	29.5	27.5	29.2			
80	35.4	28.3	26.9	30.5	38.8	30.3	28.1	29.0	37.8	28.5	26.9	30.6	39.3	29.8	27.9	29.3			
85	34.5	28.3	27.1	30.6	38.1	30.4	28.2	29.0	37.0	28.3	27.0	30.6	38.4	29.9	28.1	29.2			
90	34.0	28.1	27.0	30.5	37.8	30.3	28.1	28.9	36.5	28.1	26.9	30.5	38.1	29.8	28.0	29.0			
95	33.6	27.9	26.7	30.1	37.5	30.0	27.8	28.7	36.1	27.7	26.7	30.3	38.0	29.5	27.6	28.7			
100	33.3	27.5	26.2	29.5	37.2	29.5	27.4	28.2	35.5	27.2	26.2	29.7	37.5	29.0	27.1	28.2			
105	33.0	26.8	25.5	28.7	36.7	28.7	26.7	27.5	34.6	26.4	25.5	28.9	36.9	28.2	26.4	27.4			
110	32.4	25.8	24.6	27.6	0.24	27.7	25.7	26.5	33.3	25.5	24.6	27.9	0.40	27.1	25.4	26.4			
115	31.2	24.0	23.4	26.4	0.19	26.2	24.5	23.3	31.4	24.1	23.4	26.6	0.40	25.8	24.0	24.8			
120	28.8	17.1	21.9	24.8	0.17	24.5	23.0	14.2	28.6	18.1	22.0	25.1	0.25	23.9	22.5	18.4			
125	25.1	6.51	20.2	22.9	0.16	22.6	21.2	4.85	24.8	8.34	20.4	23.4	0.25	21.9	20.7	7.36			
130	20.7	0.92	18.1	20.9	0.15	20.5	19.0	0.34	20.4	1.97	18.6	21.9	0.16	19.8	18.7	1.10			
135	16.2	0.23	13.6	18.3	0.14	17.9	14.0	0.27	16.0	0.37	14.9	19.7	0.14	17.6	14.6	0.36			
140	12.4	0.21	6.72	14.0	0.12	14.1	6.67	0.24	12.4	0.34	7.00	14.1	0.13	14.5	8.26	0.36			
145	9.62	0.19	1.71	8.46	0.11	5.57	1.58	0.21	9.82	0.29	0.35	3.03	0.11	9.80	2.20	0.31			
150	7.29	0.38	0.14	2.98	0.10	2.76	0.13	0.17	7.62	0.58	0.21	2.50	0.10	3.85	0.16	0.80			
155	5.13	2.46	0.12	0.10	0.09	0.10	0.11	0.14	5.26	2.37	0.18	0.21	0.09	0.27	0.17	2.43			
160	3.14	2.42	0.10	0.09	0.08	0.08	0.09	0.11	3.13	2.42	0.13	0.08	0.07	0.11	0.09	1.82			
165	0.24	0.28	0.08	0.07	0.08	0.07	0.08	0.09	0.77	0.54	0.09	0.07	0.07	0.10	0.08	0.07			
170	0.06	0.06	0.07	0.07	0.07	0.07	0.07	0.07	0.07	0.07	0.06	0.06	0.06	0.08	0.07	0.06			
175	0.06	0.06	0.06	0.06	0.06	0.06	0.06	0.06	0.05	0.05	0.06	0.05	0.06	0.06	0.07	0.06			
180	0.05	0.05	0.06	0.06	0.06	0.06	0.06	0.06	0.06	0.05	0.06	0.06	0.06	0.06	0.07	0.06			

C Range: 0 - 360DEG
C Interval: 22.5DEG
Test Speed: HIGH
Temperature:25.3DEG
Operators:DAMIN
Test Date:2022-06-09

γ Range: 0 - 180DEG
γ Interval: 1.0DEG
Test System:EVERFINE GO-3000H_V1 SYSTEM V2.00.411
Humidity:65.0%
Test Distance:9.000m [K=1.0000]
Remarks: