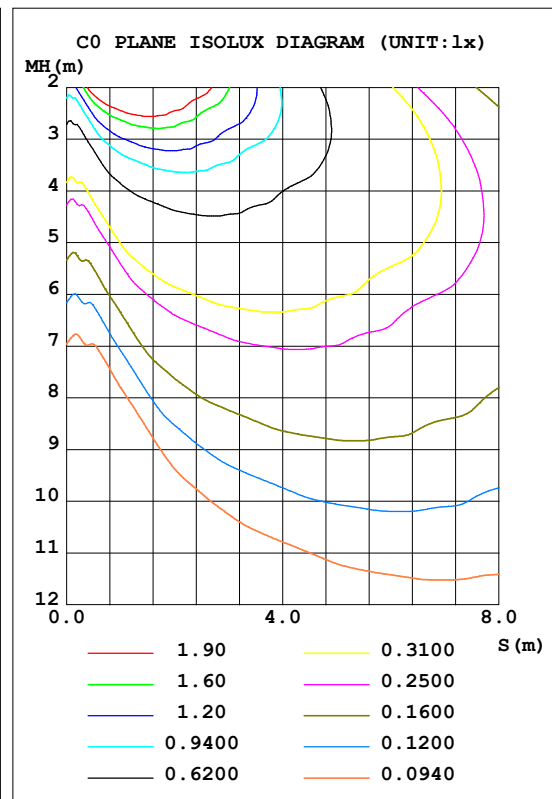
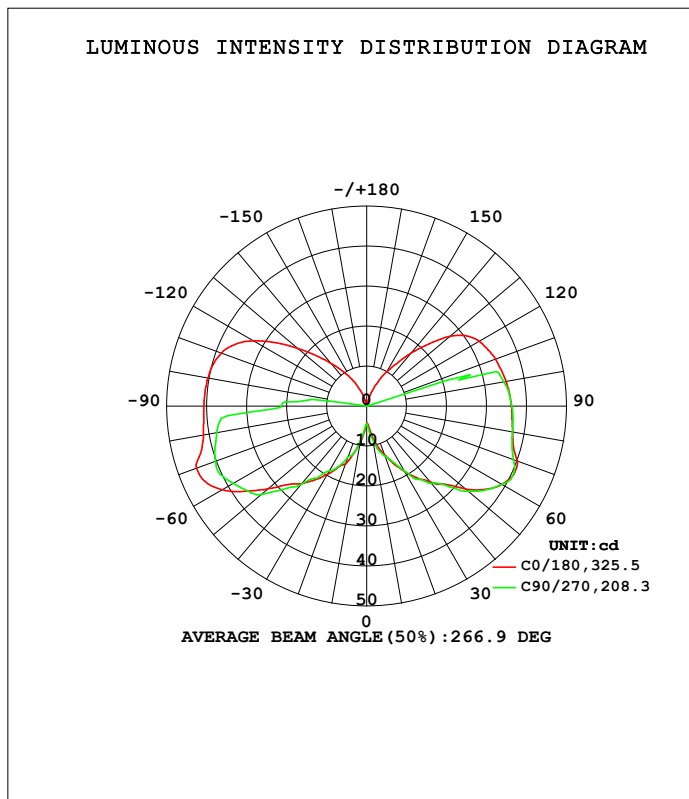


**LUMINAIRE PHOTOMETRIC TEST REPORT**

Test:U:11.883V I:0.3845A P:3.3418W PF:0.7313 Freq:60.00Hz Lamp Flux:297.336x1 lm		
NAME: 487196-G4-4W-3000K	TYPE:	WEIGHT:
SPEC.:	DIM.:	SERIAL No.:
MFR.:	SUR.:	Shielding Angle:

DATA OF LAMP		PHOTOMETRIC DATA Eff: 88.98 lm/W			
MODEL		I <sub>max</sub> (cd)	45.31	S/MH (C0/180)	4.60
NOMINAL POWER (W)	--	LOR (%)	100.0	S/MH (C90/270)	4.43
RATED VOLTAGE (V)	--	TOTAL FLUX (lm)	297.34	η UP, DN (C0-180)	20.5, 30.2
NOMINAL FLUX (lm)	297.336	CIE CLASS	SEMI-D.	η UP, DN (C180-360)	18.7, 30.6
LAMPS INSIDE	1	η up (%)	39.2	CIBSE SHR NOM	2.00
TEST VOLTAGE (V)	--	η down (%)	60.8	CIBSE SHR MAX	2.00



C Range: 0 - 360DEG  
 C Interval: 22.5DEG  
 Test Speed: HIGH  
 Temperature: 25.3DEG  
 Operators: DAMIN  
 Test Date: 2022-06-10

γ Range: 0 - 180DEG  
 γ Interval: 1.0DEG  
 Test System: EVERFINE GO-3000H\_V1 SYSTEM V2.00.411  
 Humidity: 65.0%  
 Test Distance: 9.000m [K=1.0000]  
 Remarks:

**ZONAL FLUX DIAGRAM**

ZONAL FLUX DIAGRAM:

γ	C0	C45	C90	C135	C180	C225	C270	C315	γ	Φ zone	Φ total	%lum,lamp
10	7.257	8.242	8.391	11.33	9.059	9.105	8.375	7.217	0- 10	0.6413	0.6413	0.22,0.22
20	12.89	10.13	13.32	11.33	15.39	13.32	13.48	12.68	10- 20	3.205	3.846	1.29,1.29
30	18.89	14.52	18.57	17.19	19.75	18.09	18.74	16.50	20- 30	7.059	10.91	3.67,3.67
40	24.77	20.74	25.28	23.87	25.37	23.83	25.66	22.68	30- 40	13.25	24.16	8.12,8.12
50	32.31	25.41	33.19	27.88	32.23	26.69	34.39	27.33	40- 50	21.05	45.21	15.2,15.2
60	39.14	27.67	39.15	29.22	41.84	27.21	38.60	30.25	50- 60	28.85	74.06	24.9,24.9
70	40.05	29.09	39.07	30.51	45.30	28.75	40.26	30.81	60- 70	34.18	108.2	36.4,36.4
80	37.07	29.98	37.04	31.19	41.46	29.36	38.08	31.46	70- 80	36.19	144.4	48.6,48.6
90	36.20	30.01	36.30	31.04	40.72	29.14	21.39	31.66	80- 90	36.49	180.9	60.8,60.8
100	35.42	29.35	34.91	29.97	40.37	28.15	0.2581	30.91	90-100	34.74	215.7	72.5,72.5
110	34.35	27.78	0.2509	27.72	38.71	26.11	0.1626	29.23	100-110	30.95	246.6	82.9,82.9
120	32.50	25.08	0.1731	24.16	32.66	23.15	0.1402	26.29	110-120	24.94	271.6	91.3,91.3
130	27.22	20.76	0.1618	19.26	22.48	18.34	0.1357	22.37	120-130	15.73	287.3	96.6,96.6
140	17.40	7.765	0.1403	7.748	14.09	4.578	0.1238	11.24	130-140	7.105	294.4	99,99
150	9.730	0.1725	0.1231	0.1413	8.195	0.1260	0.1014	0.3590	140-150	2.163	296.5	99.7,99.7
160	4.017	0.1218	0.1022	0.1012	3.040	0.0902	0.0835	0.1479	150-160	0.6334	297.2	99.9,99.9
170	0.0828	0.0816	0.0828	0.0775	0.0711	0.0687	0.0701	0.0736	160-170	0.1475	297.3	100,100
180	0.0718	0.0694	0.0694	0.0705	0.0725	0.0694	0.0716	0.0698	170-180	0.0070	297.3	100,100
DEG	LUMINOUS INTENSITY:cd								UNIT:lm			

Conical surface Flux(90deg): 33.628 lm

%lum = 11.3%  
%lamp = 11.3%

Conical surface Flux(120deg): 74.061 lm

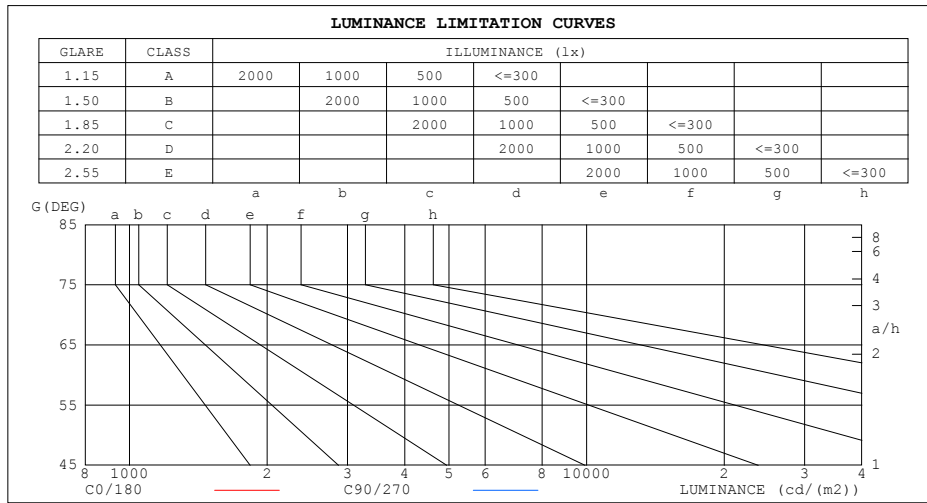
%lum = 24.9%  
%lamp = 24.9%

C Range: 0 - 360DEG  
C Interval: 22.5DEG  
Test Speed: HIGH  
Temperature:25.3DEG  
Operators:DAMIN  
Test Date:2022-06-10

γ Range: 0 - 180DEG  
γ Interval: 1.0DEG  
Test System:EVERFINE GO-3000H\_V1 SYSTEM V2.00.411  
Humidity:65.0%  
Test Distance:9.000m [K=1.0000]  
Remarks:

**LUMINANCE LIMITATION CURVES**

Test:U:11.883V I:0.3845A P:3.3418W PF:0.7313 Freq:60.00Hz Lamp Flux:297.336x1 lm		
NAME: 487196-G4-4W-3000K	TYPE:	WEIGHT:
SPEC.:	DIM.:	SERIAL No.:
MFR.:	SUR.:	Shielding Angle:



LUMINANCE cd/(m2)		
G (DEG)	C0/180	C90/270
85	425903	420618
80	216856	212866
75	149044	145123
70	118959	114012
65	97414	95626
60	79521	78141
55	64247	63578
50	51066	51528
45	39768	39705

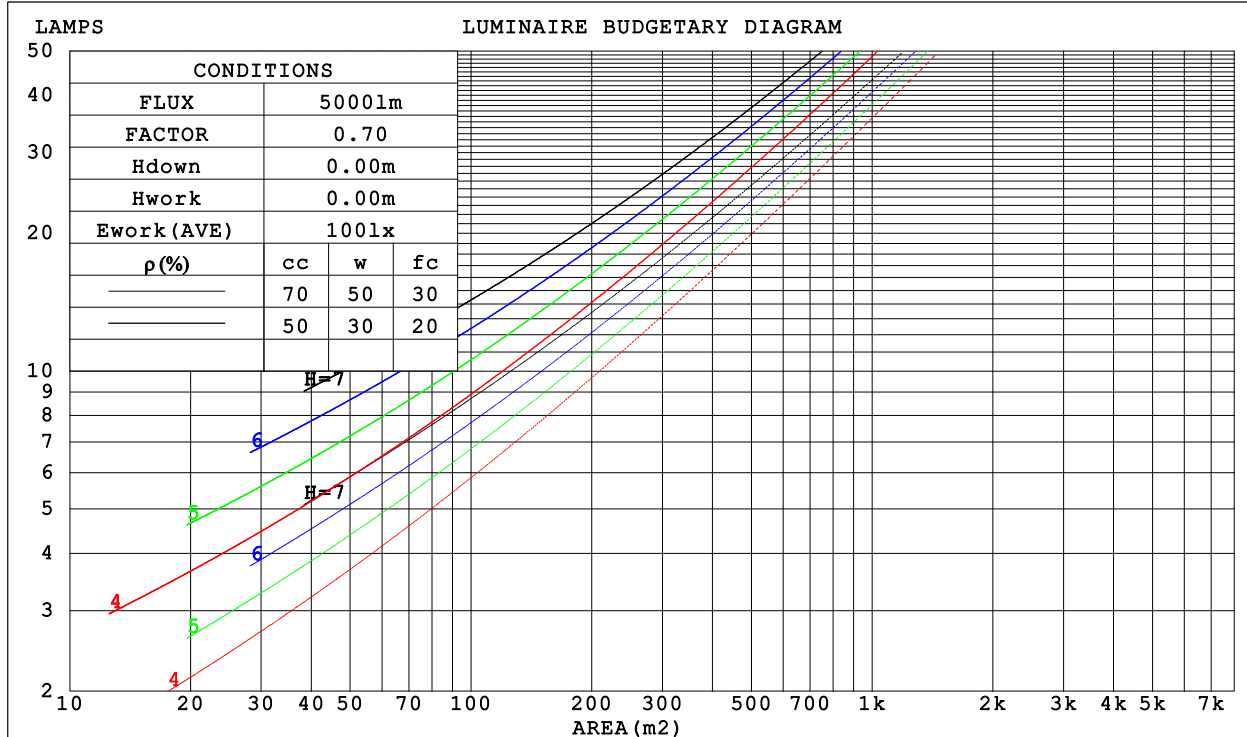
C Range: 0 - 360DEG  
 C Interval: 22.5DEG  
 Test Speed: HIGH  
 Temperature: 25.3DEG  
 Operators: DAMIN  
 Test Date: 2022-06-10

γ Range: 0 - 180DEG  
 γ Interval: 1.0DEG  
 Test System: EVERFINE GO-3000H\_V1 SYSTEM V2.00.411  
 Humidity: 65.0%  
 Test Distance: 9.000m [K=1.0000]  
 Remarks:

**CU AND LUMINAIRE BUDGETARY ESTIMATE DIAGRAM**

Test:U:11.883V I:0.3845A P:3.3418W PF:0.7313 Freq:60.00Hz Lamp Flux:297.336x1 lm		
NAME: 487196-G4-4W-3000K	TYPE:	WEIGHT:
SPEC.:	DIM.:	SERIAL No.:
MFR.:	SUR.:	Shielding Angle:

ρcc	80%			70%			50%			30%			10%			0
	50%	30%	10%	50%	30%	10%	50%	30%	10%	50%	30%	10%	50%	30%	10%	
ρw																
ρfc	20%			20%			20%			20%			20%			0
RCR	RCR:Room Cavity Ratio						Coefficients of Utilization(CU)									
0.0	1.10	1.10	1.10	1.03	1.03	1.03	.89	.89	.89	.77	.77	.77	.66	.66	.66	.61
1.0	.87	.80	.74	.80	.75	.70	.69	.64	.60	.58	.55	.51	.48	.46	.43	.38
2.0	.72	.63	.56	.67	.59	.52	.57	.50	.45	.47	.42	.38	.39	.35	.31	.27
3.0	.61	.51	.43	.56	.47	.40	.48	.40	.35	.40	.34	.29	.32	.28	.24	.20
4.0	.53	.42	.35	.49	.39	.32	.41	.34	.28	.34	.28	.23	.27	.23	.19	.15
5.0	.46	.36	.28	.43	.33	.26	.36	.28	.23	.30	.24	.19	.24	.19	.15	.12
6.0	.41	.31	.24	.38	.29	.22	.32	.24	.19	.26	.20	.16	.21	.16	.12	.09
7.0	.36	.27	.20	.34	.25	.19	.28	.21	.16	.24	.18	.13	.19	.14	.10	.08
8.0	.33	.23	.17	.30	.22	.16	.26	.19	.14	.21	.15	.11	.17	.12	.09	.06
9.0	.29	.21	.15	.27	.19	.14	.23	.17	.12	.19	.14	.10	.16	.11	.08	.05
10.0	.27	.19	.13	.25	.17	.12	.21	.15	.10	.18	.12	.09	.14	.10	.07	.05



C Range: 0 - 360DEG  
 C Interval: 22.5DEG  
 Test Speed: HIGH  
 Temperature:25.3DEG  
 Operators:DAMIN  
 Test Date:2022-06-10

γ Range: 0 - 180DEG  
 γ Interval: 1.0DEG  
 Test System:EVERFINE GO-3000H\_V1 SYSTEM V2.00.411  
 Humidity:65.0%  
 Test Distance:9.000m [K=1.0000]  
 Remarks:

**WEC AND CCEC**

Test:U:11.883V I:0.3845A P:3.3418W PF:0.7313 Freq:60.00Hz Lamp Flux:297.336x1 lm		
NAME: 487196-G4-4W-3000K	TYPE:	WEIGHT:
SPEC.:	DIM.:	SERIAL No.:
MFR.:	SUR.:	Shielding Angle:

pcc	80%			70%			50%			30%			10%			0
pw	50%	30%	10%	50%	30%	10%	50%	30%	10%	50%	30%	10%	50%	30%	10%	0
pf	20%			20%			20%			20%			20%			0
RCR	RCR:Room Cavity Ratio						Wall Exitance Coefficients (WEC)									
0.0																
1.0	.460	.262	.083	.441	.252	.080	.405	.232	.074	.372	.214	.069	.341	.198	.064	
2.0	.378	.207	.064	.361	.199	.061	.328	.182	.057	.297	.167	.052	.269	.152	.048	
3.0	.326	.174	.052	.310	.166	.050	.280	.152	.046	.252	.138	.042	.226	.125	.039	
4.0	.288	.150	.044	.273	.143	.042	.246	.130	.039	.220	.118	.036	.196	.107	.032	
5.0	.258	.131	.038	.245	.126	.037	.219	.114	.034	.196	.103	.031	.174	.093	.028	
6.0	.234	.117	.034	.221	.112	.032	.198	.102	.030	.176	.092	.027	.156	.082	.024	
7.0	.214	.106	.030	.202	.101	.029	.181	.091	.026	.161	.082	.024	.142	.074	.022	
8.0	.197	.096	.027	.186	.092	.026	.166	.083	.024	.148	.075	.022	.130	.067	.019	
9.0	.182	.088	.025	.172	.084	.024	.154	.076	.022	.136	.068	.020	.120	.061	.018	
10.0	.169	.081	.023	.160	.078	.022	.143	.070	.020	.127	.063	.018	.112	.056	.016	

pcc	80%			70%			50%			30%			10%			0
pw	50%	30%	10%	50%	30%	10%	50%	30%	10%	50%	30%	10%	50%	30%	10%	0
pf	20%			20%			20%			20%			20%			0
RCR	RCR:Room Cavity Ratio						Ceiling Cavity Exitance Coefficients (CCEC)									
0.0	.489	.489	.489	.418	.418	.418	.285	.285	.285	.164	.164	.164	.052	.052	.052	
1.0	.491	.456	.423	.421	.391	.364	.288	.269	.252	.166	.156	.146	.053	.050	.047	
2.0	.487	.434	.390	.417	.374	.337	.286	.259	.235	.165	.150	.138	.053	.049	.045	
3.0	.480	.419	.371	.411	.362	.321	.282	.251	.225	.163	.147	.133	.052	.048	.044	
4.0	.472	.408	.358	.405	.352	.311	.279	.245	.219	.161	.144	.130	.052	.047	.043	
5.0	.464	.399	.350	.399	.345	.304	.275	.241	.215	.159	.141	.128	.051	.046	.042	
6.0	.457	.391	.344	.393	.339	.300	.271	.237	.212	.157	.139	.126	.051	.046	.042	
7.0	.449	.385	.340	.387	.334	.296	.267	.234	.210	.155	.138	.125	.050	.045	.041	
8.0	.443	.380	.336	.381	.329	.293	.264	.231	.208	.153	.136	.124	.050	.045	.041	
9.0	.436	.375	.334	.376	.326	.291	.260	.229	.207	.152	.135	.123	.049	.044	.041	
10.0	.430	.371	.332	.371	.322	.290	.257	.227	.206	.150	.134	.123	.049	.044	.041	

C Range: 0 - 360DEG  
C Interval: 22.5DEG  
Test Speed: HIGH  
Temperature:25.3DEG  
Operators:DAMIN  
Test Date:2022-06-10

γ Range: 0 - 180DEG  
γ Interval: 1.0DEG  
Test System:EVERFINE GO-3000H\_V1 SYSTEM V2.00.411  
Humidity:65.0%  
Test Distance:9.000m [K=1.0000]  
Remarks:

**UGR(Unified Glare Rating) Table**

Test:U:11.883V I:0.3845A P:3.3418W PF:0.7313 Freq:60.00Hz Lamp Flux:297.336x1 lm										
NAME: 487196-G4-4W-3000K					TYPE:			WEIGHT:		
SPEC.:					DIM.:			SERIAL No.:		
MFR.:					SUR.:			Shielding Angle:		
ceiling/cavity	0.7	0.7	0.5	0.5	0.3	0.7	0.7	0.5	0.5	0.3
walls	0.5	0.3	0.5	0.3	0.3	0.5	0.3	0.5	0.3	0.3
working plane	0.2	0.2	0.2	0.2	0.2	0.2	0.2	0.2	0.2	0.2
Room dimensions	Viewed crosswise					Viewed endwise				
x = 2H y = 2H	25.5	26.8	26.3	27.6	28.5	24.7	25.9	25.4	26.7	27.7
3H	29.1	30.3	29.9	31.1	32.1	28.3	29.5	29.1	30.3	31.3
4H	30.9	32.0	31.7	32.9	33.9	30.3	31.4	31.1	32.2	33.2
6H	32.9	33.9	33.7	34.8	35.8	32.4	33.4	33.2	34.3	35.3
8H	34.0	35.0	34.8	35.9	36.9	33.6	34.6	34.4	35.4	36.5
12H	35.3	36.2	36.1	37.1	38.2	34.9	35.9	35.7	36.7	37.8
4H 2H	26.2	27.3	27.0	28.1	29.2	25.6	26.7	26.4	27.5	28.5
3H	30.0	30.9	30.8	31.8	32.9	29.2	30.2	30.0	31.0	32.1
4H	32.0	32.8	32.8	33.7	34.8	31.2	32.1	32.1	33.0	34.1
6H	34.2	35.0	35.0	35.9	37.0	33.5	34.3	34.4	35.2	36.4
8H	35.4	36.1	36.3	37.0	38.2	34.8	35.6	35.7	36.5	37.6
12H	36.8	37.5	37.7	38.4	39.6	36.3	37.0	37.2	37.9	39.1
8H 4H	32.5	33.2	33.3	34.1	35.3	31.9	32.6	32.8	33.5	34.7
6H	35.0	35.6	35.9	36.5	37.7	34.4	35.0	35.3	36.0	37.1
8H	36.4	37.0	37.3	37.9	39.1	35.8	36.4	36.7	37.3	38.5
12H	38.1	38.6	39.0	39.5	40.7	37.5	38.0	38.5	39.0	40.2
12H 4H	32.6	33.3	33.5	34.2	35.4	32.1	32.8	33.0	33.7	34.9
6H	35.2	35.8	36.1	36.7	37.9	34.7	35.3	35.6	36.2	37.4
8H	36.8	37.3	37.7	38.2	39.4	36.2	36.7	37.2	37.7	38.9
Variations with the observer position at spacings:										
S = 1.0H	+ 0.1 / - 0.1					+ 0.1 / - 0.1				
1.5H	+ 0.2 / - 0.3					+ 0.2 / - 0.2				
2.0H	+ 0.3 / - 0.4					+ 0.2 / - 0.3				

CIE Pub.117, 297.3 lm Total Lamp Luminous Flux Corrected (8log(F/F0) = -4.2)  
Area: 0.001 m2

C Range: 0 - 360DEG  
C Interval: 22.5DEG  
Test Speed: HIGH  
Temperature:25.3DEG  
Operators:DAMIN  
Test Date:2022-06-10

γ Range: 0 - 180DEG  
γ Interval: 1.0DEG  
Test System:EVERFINE GO-3000H\_V1 SYSTEM V2.00.411  
Humidity:65.0%  
Test Distance:9.000m [K=1.0000]  
Remarks:

**UTILIZATION FACTORS TABLE**

Test:U:11.883V I:0.3845A P:3.3418W PF:0.7313 Freq:60.00Hz Lamp Flux:297.336x1 lm		
NAME: 487196-G4-4W-3000K	TYPE:	WEIGHT:
SPEC.:	DIM.:	SERIAL No.:
MFR.:	SUR.:	Shielding Angle:

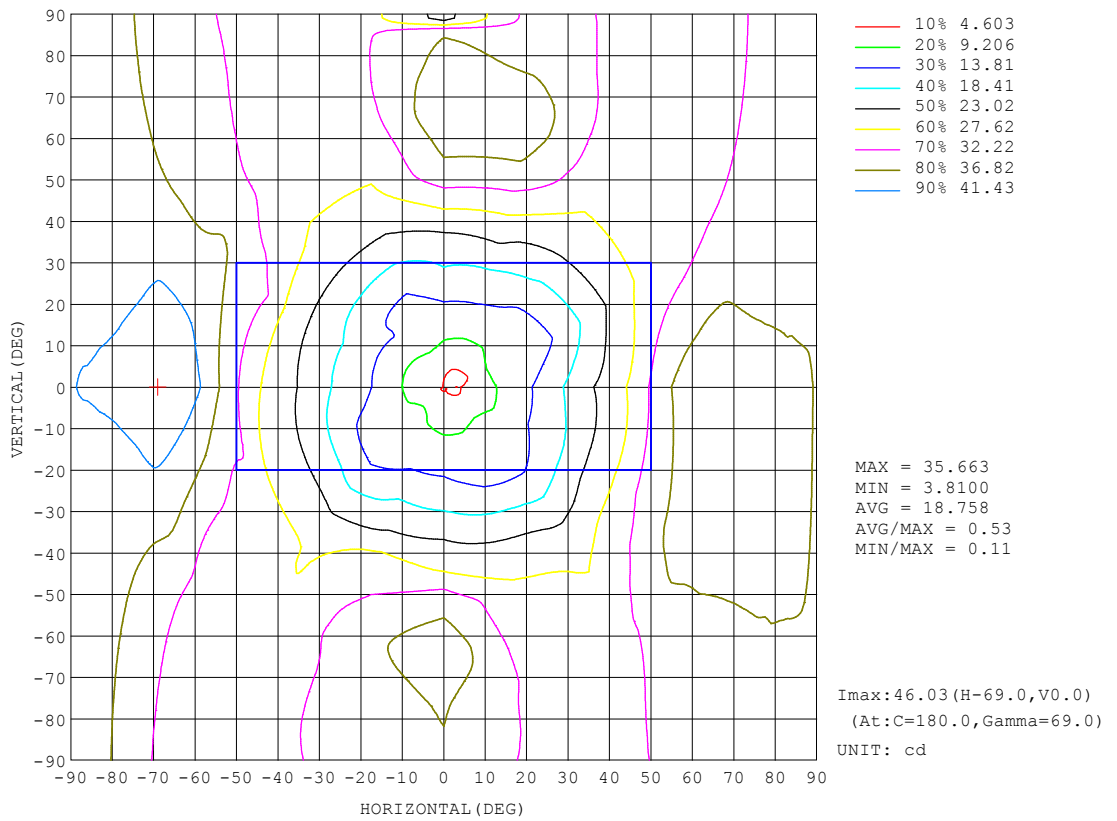
REFLECTANCE										
Ceiling	0.8	0.8	0.8	0.7	0.7	0.7	0.5	0.5	0.5	0
Walls	0.7	0.5	0.3	0.7	0.5	0.3	0.7	0.5	0.3	0
Working plane	0.2	0.2	0.2	0.2	0.2	0.2	0.2	0.2	0.2	0
ROOM INDEX	UTILIZATION FACTORS (PERCENT) $k(RI) \times RCR = 5$									
k = 0.60	35	21	14	33	21	13	31	19	13	5
0.80	43	28	19	41	27	19	37	25	18	9
1.00	51	35	26	48	34	25	43	33	23	12
1.25	58	42	32	54	40	31	48	36	28	16
1.50	63	48	37	59	46	36	52	41	33	19
2.00	71	57	47	67	54	44	58	48	40	24
2.50	76	63	53	72	60	51	62	53	45	28
3.00	81	69	59	76	65	56	66	57	50	31
4.00	86	76	67	81	71	64	70	63	56	36
5.00	90	81	73	84	76	69	73	67	61	39
ROOM INDEX	UF (total)									Direct
According to DIN EN 13032-2 2004			Suspended				SHRNOM = 1.25			

C Range: 0 - 360DEG  
 C Interval: 22.5DEG  
 Test Speed: HIGH  
 Temperature: 25.3DEG  
 Operators: DAMIN  
 Test Date: 2022-06-10

$\gamma$  Range: 0 - 180DEG  
 $\gamma$  Interval: 1.0DEG  
 Test System: EVERFINE GO-3000H\_V1 SYSTEM V2.00.411  
 Humidity: 65.0%  
 Test Distance: 9.000m [K=1.0000]  
 Remarks:

**ISOCANDELA DIAGRAM**

Test:U:11.883V I:0.3845A P:3.3418W PF:0.7313 Freq:60.00Hz Lamp Flux:297.336x1 lm		
NAME: 487196-G4-4W-3000K	TYPE:	WEIGHT:
SPEC.:	DIM.:	SERIAL No.:
MFR.:	SUR.:	Shielding Angle:



C Range: 0 - 360DEG  
C Interval: 22.5DEG  
Test Speed: HIGH  
Temperature: 25.3DEG  
Operators: DAMIN  
Test Date: 2022-06-10

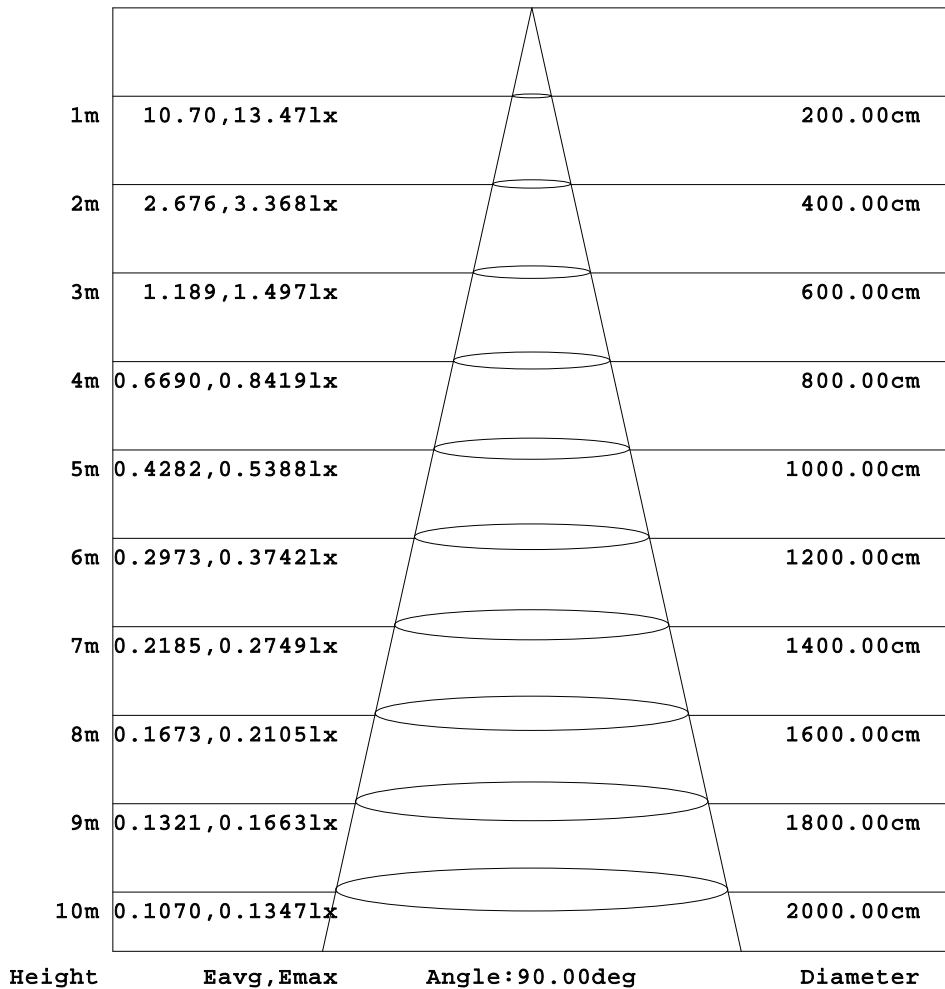
γ Range: 0 - 180DEG  
γ Interval: 1.0DEG  
Test System: EVERFINE GO-3000H\_V1 SYSTEM V2.00.411  
Humidity: 65.0%  
Test Distance: 9.000m [K=1.0000]  
Remarks:



**AAI Figure**

Test:U:11.883V I:0.3845A P:3.3418W PF:0.7313 Freq:60.00Hz Lamp Flux:297.336x1 lm		
NAME: 487196-G4-4W-3000K	TYPE:	WEIGHT:
SPEC.:	DIM.:	SERIAL No.:
MFR.:	SUR.:	Shielding Angle:

Flux out:33.63 lm



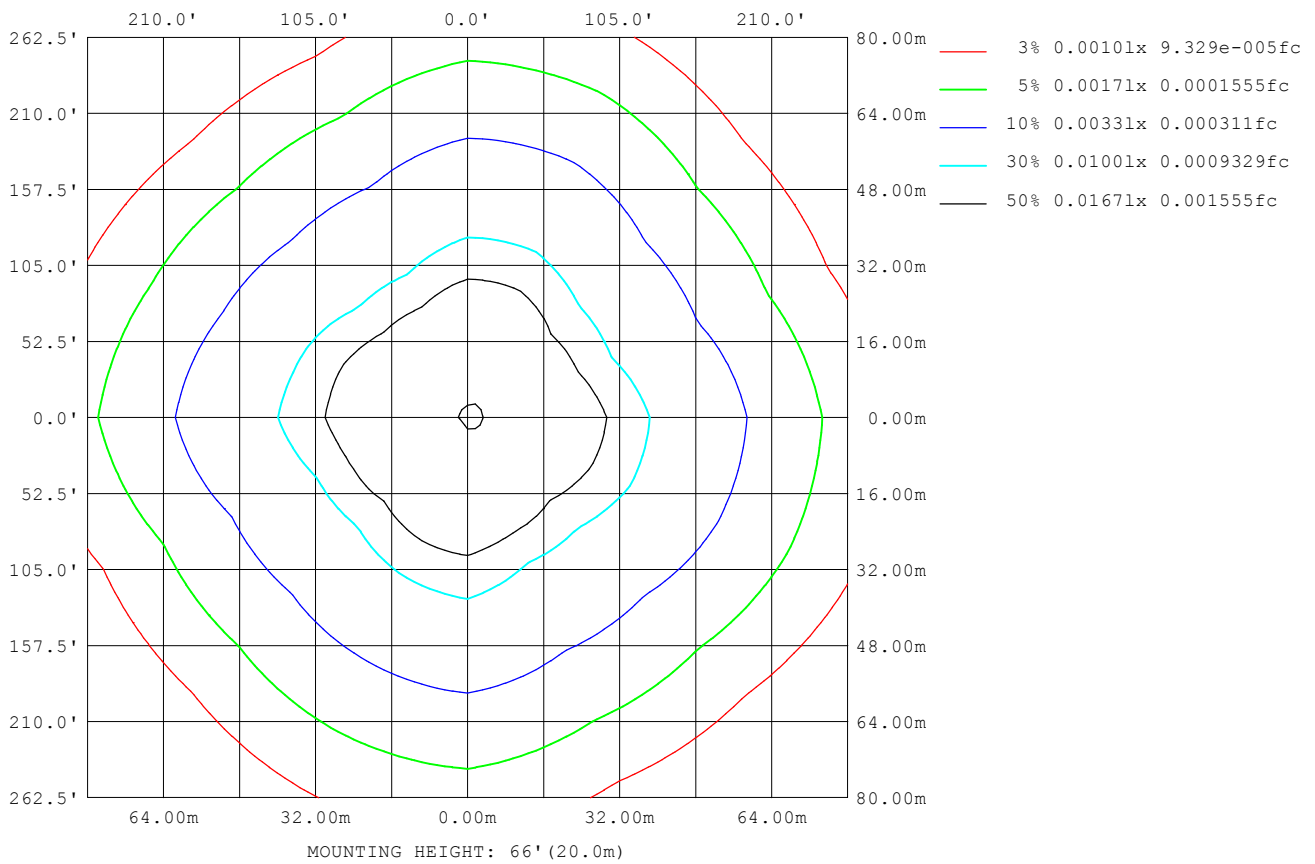
Note:The Curves indicate the illuminated area and the average illumination when the luminaire is at different distance.

C Range: 0 - 360DEG  
C Interval: 22.5DEG  
Test Speed: HIGH  
Temperature:25.3DEG  
Operators:DAMIN  
Test Date:2022-06-10

γ Range: 0 - 180DEG  
γ Interval: 1.0DEG  
Test System:EVERFINE GO-3000H\_V1 SYSTEM V2.00.411  
Humidity:65.0%  
Test Distance:9.000m [K=1.0000]  
Remarks:

**ISOLUX DIAGRAM**

Test:U:11.883V I:0.3845A P:3.3418W PF:0.7313 Freq:60.00Hz Lamp Flux:297.336x1 lm		
NAME: 487196-G4-4W-3000K	TYPE:	WEIGHT:
SPEC.:	DIM.:	SERIAL No.:
MFR.:	SUR.:	Shielding Angle:



C Range: 0 - 360DEG  
C Interval: 22.5DEG  
Test Speed: HIGH  
Temperature: 25.3DEG  
Operators: DAMIN  
Test Date: 2022-06-10

$\gamma$  Range: 0 - 180DEG  
 $\gamma$  Interval: 1.0DEG  
Test System: EVERFINE GO-3000H\_V1 SYSTEM V2.00.411  
Humidity: 65.0%  
Test Distance: 9.000m [K=1.0000]  
Remarks:

**LED Avg.L Report**

Test:U:11.883V I:0.3845A P:3.3418W PF:0.7313 Freq:60.00Hz Lamp Flux:297.336x1 lm		
NAME: 487196-G4-4W-3000K	TYPE:	WEIGHT:
SPEC.:	DIM.:	SERIAL No.:
MFR.:	SUR.:	Shielding Angle:

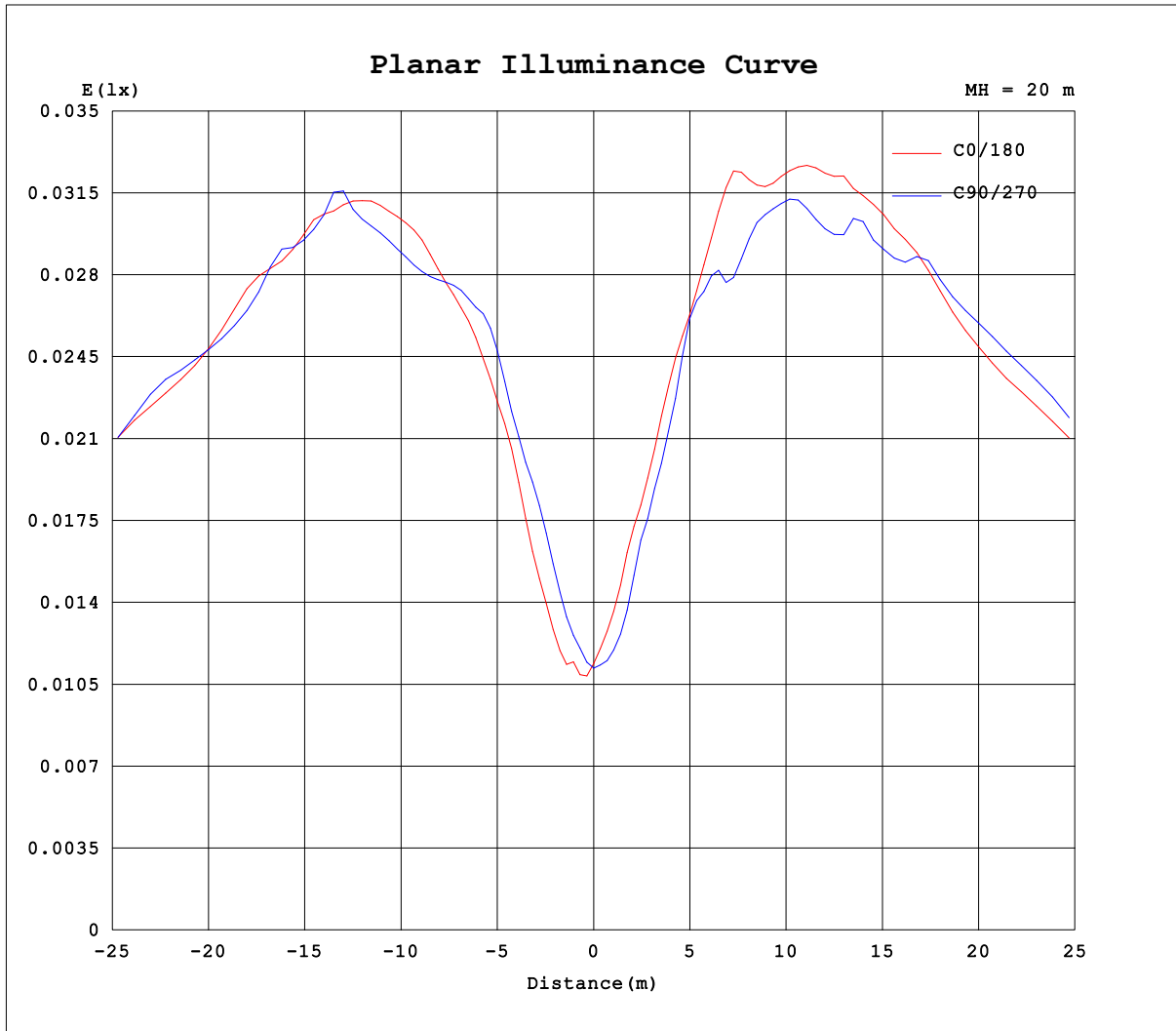
AvgL	cd/m2
L_0~180 (65) av	100757
L_0~180 (75) av	155998
L_0~180 (85) av	444487
L_90~270 (65) av	95766
L_90~270 (75) av	148584
L_90~270 (85) av	420632
L_45 (65) av	68989
L_45 (75) av	116774
L_45 (85) av	350988

Standard: GB/T 29293-2012

C Range: 0 - 360DEG  
C Interval: 22.5DEG  
Test Speed: HIGH  
Temperature:25.3DEG  
Operators:DAMIN  
Test Date:2022-06-10

γ Range: 0 - 180DEG  
γ Interval: 1.0DEG  
Test System:EVERFINE GO-3000H\_V1 SYSTEM V2.00.411  
Humidity:65.0%  
Test Distance:9.000m [K=1.0000]  
Remarks:

**Planar Illuminance Curve**



C Range: 0 - 360DEG  
C Interval: 22.5DEG  
Test Speed: HIGH  
Temperature: 25.3DEG  
Operators: DAMIN  
Test Date: 2022-06-10

$\gamma$  Range: 0 - 180DEG  
 $\gamma$  Interval: 1.0DEG  
Test System: EVERFINE GO-3000H\_V1 SYSTEM V2.00.411  
Humidity: 65.0%  
Test Distance: 9.000m [K=1.0000]  
Remarks:

**LUMINOUS DISTRIBUTION INTENSITY DATA**

Test:U:11.883V I:0.3845A P:3.3418W PF:0.7313 Freq:60.00Hz Lamp Flux:297.336x1 lm		
NAME: 487196-G4-4W-3000K	TYPE:	WEIGHT:
SPEC.:	DIM.:	SERIAL No.:
MFR.:	SUR.:	Shielding Angle:

Table--1

UNIT: cd

C (DEG) γ (DEG)	0	22.5	45	67.5	90	112.5	135	157.5	180	202.5	225	247.5	270	292.5	315	337.5			
0	4.49	4.49	4.49	4.49	4.49	4.49	4.49	4.49	4.49	4.49	4.49	4.49	4.49	4.49	4.49	4.49			
5	4.76	4.75	4.98	5.42	5.86	6.55	6.99	6.81	6.43	6.36	6.26	5.95	5.54	4.79	4.50	4.32			
10	7.26	7.16	8.24	7.71	8.39	9.49	11.3	10.31	9.06	8.99	9.10	10.2	8.38	7.72	7.22	7.98			
15	10.3	10.5	10.6	11.1	11.4	11.8	10.18	12.2	11.9	12.3	12.1	11.7	12.0	10.7	10.19	11.4			
20	12.9	12.4	10.1	12.0	13.3	13.3	11.3	13.6	15.4	14.8	13.3	11.9	13.5	13.2	12.7	11.6			
25	15.8	14.9	11.7	13.2	15.3	16.1	14.0	16.1	16.9	17.6	15.0	13.9	16.6	16.0	13.8	13.0			
30	18.9	17.2	14.5	16.5	18.6	19.2	17.2	19.7	19.8	19.1	18.1	16.9	18.7	18.5	16.5	15.5			
35	21.9	20.1	17.6	19.3	22.3	22.8	20.6	22.2	22.5	21.8	21.0	20.1	22.1	22.2	19.7	18.8			
40	24.8	24.0	20.7	23.8	25.3	25.5	23.9	26.2	25.4	25.2	23.8	23.1	25.7	24.8	22.7	22.3			
45	27.7	26.4	23.4	24.5	28.1	30.3	26.6	27.9	27.8	29.8	24.9	25.0	29.4	28.9	25.4	25.7			
50	32.3	30.6	25.4	28.1	33.2	31.8	27.9	33.8	32.2	32.8	26.7	26.8	34.4	33.2	27.3	28.7			
55	36.3	33.5	26.7	28.4	36.5	33.8	28.4	32.3	37.2	34.5	26.6	27.3	36.8	36.6	29.6	30.1			
60	39.1	35.9	27.7	28.5	39.1	35.3	29.2	32.8	41.8	36.4	27.2	27.8	38.6	38.8	30.3	30.3			
65	40.5	37.7	28.3	29.2	40.5	35.4	30.0	32.8	44.6	35.4	28.0	28.6	40.4	40.3	30.3	30.7			
70	40.0	36.4	29.1	30.2	39.1	34.8	30.5	33.7	45.3	34.7	28.7	29.4	40.3	39.9	30.8	31.5			
75	38.0	35.6	29.6	30.4	37.6	34.8	30.9	33.2	42.8	34.4	29.2	29.9	39.3	37.9	31.2	32.0			
80	37.1	35.4	30.0	30.5	37.0	34.9	31.2	33.1	41.5	34.3	29.4	30.1	38.1	36.2	31.5	32.2			
85	36.5	35.4	30.1	30.6	36.7	35.0	31.3	33.0	40.9	34.1	29.4	30.2	36.6	35.6	31.6	32.4			
90	36.2	35.3	30.0	30.4	36.3	34.9	31.0	32.7	40.7	33.8	29.1	30.1	21.4	35.3	31.7	32.5			
95	35.9	35.0	29.8	30.1	35.8	34.6	30.7	32.3	40.6	33.3	28.8	29.8	15.8	35.0	31.3	32.3			
100	35.4	34.6	29.4	29.5	34.9	34.0	30.0	31.6	40.4	32.5	28.1	29.4	0.26	34.5	30.9	31.9			
105	34.9	34.0	28.7	28.7	33.6	33.3	29.0	30.7	39.9	31.7	27.3	28.6	0.18	33.9	30.3	31.2			
110	34.3	33.5	27.8	27.6	0.25	32.4	27.7	29.3	38.7	30.7	26.1	27.6	0.16	33.4	29.2	30.3			
115	33.5	31.8	26.6	26.1	0.19	31.4	26.2	25.6	36.5	27.0	24.7	26.3	0.15	32.5	28.0	29.0			
120	32.5	22.5	25.1	24.3	0.17	30.3	24.2	17.2	32.7	17.0	23.2	24.5	0.14	29.9	26.3	26.9			
125	30.6	7.57	23.1	22.3	0.16	28.5	21.8	6.17	27.6	5.63	21.4	18.3	0.14	21.2	24.5	19.3			
130	27.2	0.46	20.8	20.2	0.16	23.7	19.3	0.58	22.5	0.44	18.3	8.51	0.14	8.73	22.4	7.61			
135	22.1	0.27	15.9	17.9	0.16	18.3	14.3	0.29	17.9	0.32	11.6	1.55	0.13	2.17	18.8	1.62			
140	17.4	0.25	7.77	15.1	0.14	13.8	7.75	0.25	14.1	0.29	4.58	0.14	0.12	0.14	11.2	0.42			
145	13.0	0.23	1.69	9.37	0.13	5.68	2.29	0.21	10.9	0.23	0.68	0.12	0.11	0.12	4.08	0.40			
150	9.73	0.36	0.17	3.24	0.12	3.41	0.14	0.21	8.19	0.49	0.13	0.11	0.10	0.10	0.36	0.35			
155	6.63	2.76	0.15	0.14	0.11	0.15	0.12	1.53	5.41	2.53	0.11	0.09	0.09	0.09	0.16	0.89			
160	4.02	3.36	0.12	0.11	0.10	0.10	0.10	1.31	3.04	2.38	0.09	0.08	0.08	0.09	0.15	2.54			
165	0.93	1.44	0.10	0.09	0.09	0.09	0.09	0.09	0.18	0.09	0.07	0.08	0.08	0.08	0.12	1.59			
170	0.08	0.09	0.08	0.08	0.08	0.08	0.08	0.08	0.07	0.07	0.07	0.07	0.07	0.07	0.07	0.08			
175	0.07	0.07	0.07	0.07	0.07	0.07	0.07	0.07	0.07	0.07	0.07	0.07	0.07	0.07	0.07	0.07			
180	0.07	0.07	0.07	0.07	0.07	0.07	0.07	0.07	0.07	0.07	0.07	0.07	0.07	0.07	0.07	0.07			

C Range: 0 - 360DEG  
C Interval: 22.5DEG  
Test Speed: HIGH  
Temperature:25.3DEG  
Operators:DAMIN  
Test Date:2022-06-10

γ Range: 0 - 180DEG  
γ Interval: 1.0DEG  
Test System:EVERFINE GO-3000H\_V1 SYSTEM V2.00.411  
Humidity:65.0%  
Test Distance:9.000m [K=1.0000]  
Remarks: