



PRODUCT OVERVIEW

DFD08 Flood Lights are a high performance LED lighting solution with a traditional design. The rugged cast aluminum housing meets greater wind load requirements and features an integral, watertight LED driver compartment and high performance aluminum heat sinks.



KEY FEATURES

CONSTRUCTION:

- Rugged die-cast aluminum housing with integral heat sink fins.
- Housing has direct contact with the driver to help maintain low temperature.
- Vented housing isolates LED module from driver, maximizing product life and performance.
- Housing is completely sealed against moisture and environmental contaminants.

FINISH:

- The exterior is protected by a rust-resistant powder coat finish that provides superior resistance to weathering and corrosion.

OPTICS:

- Wide light distribution with NEMA standard 7Hx6V or 4Hx4V beam angle.
- Light engines are available in standard 3000K, 3500K, 4000K, and 5000K configurations.
- A wide range of lumen options available from 2,000 to 50,000 Lumens, replaces up to 1,000W metal halide.

ELECTRICAL:

- Universal 120-277V or 347-480V input voltage.
- 1-10V dimming driver(s) as default.
- THD: ≤20%, Power Factor: ≥90%.

CONTROLS:

- Optional button photocell for further energy savings - P0 120-277V.

INSTALLATION:

- Knuckle, slipfitter, yoke, and trunnion mount are available.
- Designed to be suitable for installation by only one person.

WARRANTY:

- 5 Year Limited Warranty.

LISTINGS:

- DesignLights Consortium® (DLC) Premium qualified.
- UL Wet Location Listed.
- Rated for ambient operating temperature -40°F to 113°F (-40°C to -45°C).

PERFORMANCE DATA

Lumen Output

System Watts	Voltage	NEMA	CRI	3000K		4000K		5000K	
				Lumens	Efficacy	Lumens	Efficacy	Lumens	Efficacy
15W	120-277V	7Hx6V	70	1950lm	130lm/W	2000lm	133lm/W	2000lm	133lm/W
27W	120-277V	7Hx6V	70	3600lm	133lm/W	3700lm	137lm/W	3700lm	137lm/W
45W	120-277V	7Hx6V	70	6000lm	133lm/W	6150lm	137lm/W	6150lm	137lm/W
60W	120-277V	7Hx6V	70	7400lm	123lm/W	7800lm	130lm/W	7800lm	130lm/W
60W	347-480V	7Hx6V	70	7500lm	125lm/W	7600lm	127lm/W	7600lm	127lm/W
70W	120-277V	7Hx6V	70	9200lm	131lm/W	9400lm	134lm/W	9400lm	134lm/W
70W	347-480V	7Hx6V	70	9100lm	130lm/W	9300lm	133lm/W	9300lm	133lm/W
90W	347-480V	7Hx6V	70	13000lm	144lm/W	13400lm	149lm/W	13400lm	149lm/W
100W	120-277V	7Hx6V	70	13100lm	131lm/W	13500lm	135lm/W	13500lm	135lm/W
135W	120-277V	4Hx4V	70	17500lm	130lm/W	18000lm	133lm/W	18000lm	133lm/W
135W	347-480V	4Hx4V	70	17500lm	133lm/W	18000lm	133lm/W	18000lm	133lm/W
135W	120-277V	7Hx6V	70	18000lm	133lm/W	18500lm	137lm/W	18500lm	137lm/W
135W	347-480V	7Hx6V	70	18000lm	133lm/W	18500lm	137lm/W	18500lm	137lm/W
200W	120-277V	4Hx4V	70	26000lm	130lm/W	26500lm	133lm/W	26500lm	133lm/W
200W	347-480V	4Hx4V	70	26000lm	130lm/W	26500lm	133lm/W	26500lm	133lm/W
200W	120-277V	7Hx6V	70	26000lm	130lm/W	27000lm	135lm/W	27000lm	135lm/W
200W	347-480V	7Hx6V	70	26000lm	130lm/W	27000lm	135lm/W	27000lm	135lm/W
350W	120-277V	4Hx4V	70	48000lm	137lm/W	49500lm	141lm/W	49500lm	141lm/W
350W	347-480V	4Hx4V	70	48000lm	137lm/W	49500lm	141lm/W	49500lm	141lm/W
350W	120-277V	7Hx6V	70	48000lm	137lm/W	50000lm	143lm/W	50000lm	143lm/W
350W	347-480V	7Hx6V	70	48000lm	137lm/W	50000lm	143lm/W	50000lm	143lm/W






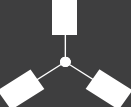

Electrical Data

Number Of Drivers	Driver Current (mA)	Nominal Power (W)	Input Voltage (V)	Current (Amps)
1	250	15	120	0.13
		15	208	0.07
		15	240	0.06
		15	277	0.05
1	430	27	120	0.23
		27	208	0.13
		27	240	0.11
		27	277	0.10
1	770	45	120	0.38
		45	208	0.22
		45	240	0.19
		45	277	0.16
1	920	60	120	0.50
		60	208	0.29
		60	240	0.25
		60	277	0.22
1	1600	60	347	0.17
		60	480	0.13
1	1750	70	120	0.58
		70	208	0.34
		70	240	0.29
		70	277	0.25
1	1850	70	347	0.20
		70	480	0.15
1	2600	100	120	0.83
		100	208	0.48
		100	240	0.42
		100	277	0.36
2	2400	90	347	0.26
		90	480	0.19

Electrical Data

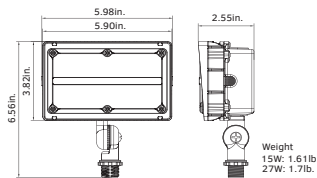
Number Of Drivers	Driver Current (mA)	Nominal Power (W)	Input Voltage (V)	Current (Amps)
2	3500	135	120	1.13
		135	208	0.65
		135	240	0.56
		135	277	0.49
		135	347	0.39
		135	480	0.28
2	5000	200	120	1.67
		200	208	0.96
		200	240	0.83
		200	277	0.72
		200	347	0.58
		200	480	0.42
1	5600	350	120	2.92
		350	208	1.68
		350	240	1.46
		350	277	1.26
		350	347	1.01
		350	480	0.73

EPA of Flood Light

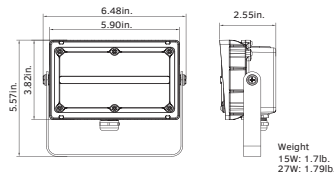
							
	1	2 @ 90°	2 @ 120°	2 @ 180°	3 @ 90°	3 @ 120°	4 @ 90°
45W/60W	0.2871	0.4077	0.4408	0.5742	0.6948	0.7279	0.6948
70W/100W	0.2885	0.6097	0.7475	0.577	0.8982	0.8196	0.8982
135W/200W	0.3868	0.8125	0.9973	0.7736	1.1993	1.0874	1.1993
350W	0.536	1.061	1.278	1.072	1.597	1.803	1.597

DIMENSIONS & WEIGHT

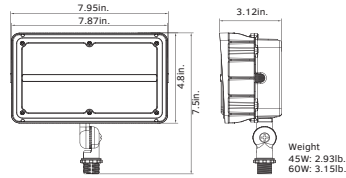
15W/27W (Knuckle Mount)



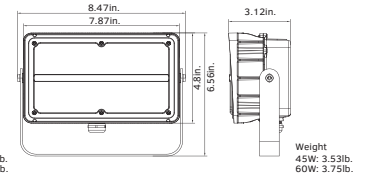
15W/27W (Trunnion Mount)



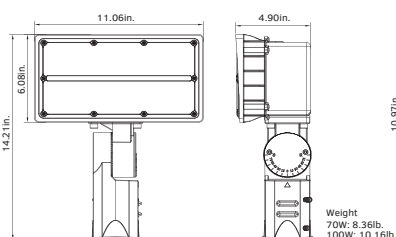
45W/60W (Knuckle Mount)



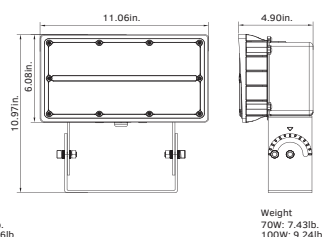
45W/60W (Trunnion Mount)



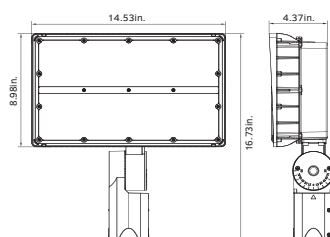
70W/100W (Slipfitter Mount)



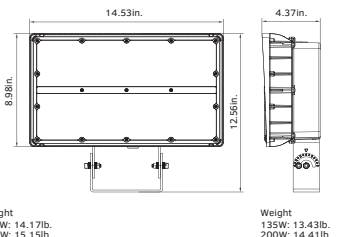
70W/100W (Yoke Mount)



135W/200W (Slipfitter Mount)

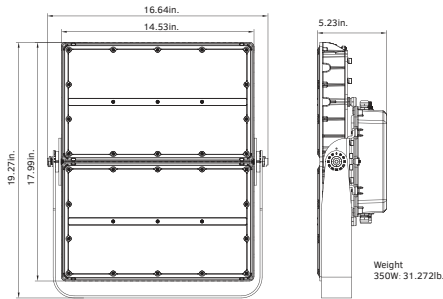


135W/200W (Yoke Mount)



DIMENSIONS & WEIGHT

350W(Trunnion Mount)



MOUNTING INFORMATION



1/2" NPS Knuckle Mount (15W/27W/45W/60W)



Trunnion Mount (15W/27W/45W/60W/350W)



Yoke Mount (70W/100W/135W/200W)



Slipfitter Mount (70W/100W/ 135W/200W)

ORDERING INFORMATION

Traditional Flood Light Series DFD08

Example: DFD0860W27V50KDDP0B76KN

Fixture Type	Wattage	Voltage	CCT	Dimming	Finish	Photocell (Optional)	Beam Angle (NEMA)	Mounting
DFD08	15W 27W 45W 60W 70W 100W 135W 200W 350W	27V 120-277V 27V 120-277V 48V 347-480V	30K 3000K 35K 3500K 40K 4000K 50K 5000K	D 1-10V Dimmable Blank Not Dimmable	D Dark Bronze B Black W White	PO 120-277V Photocell Blank Without Photocell	B76 7Hx6V B44 4Hx4V	KN Knuckle Mount TR Trunnion Mount SP Slipfitter Mount YK Yoke Mount

- Note: 1. All wattages above 70W are dimmable only. Wattages 70W and below are available in dimmable or non-dimmable (by special order only) configurations. Non-dimmable models are not DLC qualified.
 2. Only 135W, 200W, and 350W are available with a NEMA 4Hx4V distribution.
 3. Not all mounting options are available for all wattages. Please refer to the Mounting Information section above for compatibility.
 4. Not all product variations listed on this page are DLC qualified. Visit www.designlights.org to confirm qualification.