



PRODUCT OVERVIEW

Series DFDG11 Flood Lights are designed to provide superior performance and efficacy for exterior uplighting applications. Power & CCT Adjustment Controls are standard on all models, enabling the lighting professional to adjust light output to meet varied project requirements.



KEY FEATURES

CONSTRUCTION:

- Rugged single-piece die-cast aluminum housing with integral heat sink fins.
- Housing has direct contact with the driver to help maintain low temperature and long lifespan.
- Housing is completely sealed against moisture and environmental contaminants.

FINISH:

- The exterior is protected by a rust-resistant powder coat finish that provides superior resistance to weathering and corrosion.

OPTICS:

- NEMA 7H*7V light distribution created by the integrated white reflector.
- Light engines are available in 3000K, 4000K and 5000K configurations.
- A wide range of lumen options available, from 2,100 to 18,000 Lumens, replaces up to 400W metal halide.
- Heat and impact-resistant tempered glass lens.

ELECTRICAL:

- Universal 120-277V input voltage.
- 2KV surge protection for 120-277V.
- 1-10V dimming driver(s) as default.
- THD: ≤20%, Power Factor: ≥90%.

CONTROLS:

- Power & CCT adjustment controls protected by a threaded knockout.
- Optional button photocell for additional energy savings - P0 120-277V.

INSTALLATION:

- Slipfitter, yoke, trunnion, and knuckle mount are available.
- Designed to be suitable for installation by only one person.

WARRANTY:

- 5 Year Limited Warranty.

LISTINGS:

- DesignLights Consortium® (DLC) Premium qualified.
- UL listed for wet locations.
- Rated for ambient operating temperature -40°F to 104°F (-40°C to 40°C).

PERFORMANCE DATA

Lumen Output

System Watts	Voltage	3000K(70CRI)		4000K(70CRI)		5000K(70CRI)	
		Lumens	Efficacy	Lumens	Efficacy	Lumens	Efficacy
15W	120-277V	2050lm	137 lm/W	2300lm	153 lm/W	2100lm	140lm/W
27W	120-277V	3500lm	130lm/W	3800lm	141m/W	3600lm	133lm/W
40W	120-277V	5700lm	143lm/W	6000lm	150lm/W	5800lm	145lm/W
65W	120-277V	9200lm	142m/W	9700lm	149lm/W	9400lm	145lm/W
90W	120-277V	13400lm	149lm/W	14500lm	161lm/W	13500lm	150lm/W
120W	120-277V	17500lm	146lm/W	19000lm	158lm/W	18000lm	150lm/W

Adjustable Lumen Output Table

Setting	15W		27W		40W		65W		90W		120W	
	System Watts	Lumens (5000K)	System Watts	Lumens (5000K)	System Watts	Lumens (5000K)	System Watts	Lumens (5000K)	System Watts	Lumens (5000K)	System Watts	Lumens (5000K)
100%	16.3	2266	27.23	3672	39.9	5846	65.5	9438	94.35	13982	122.9	18092
80%	12.63	1790	20.4	2856	29.5	4542	54.3	7824	67.9	10535	98.82	15119
60%	10.02	1455	15.52	2234	21.94	3356	41.2	5937	50.9	8144	71.28	11206
40%	6.15	943	11.4	1690	14.3	2327	27.5	3963	33	5490	52.8	8581

Electrical Data


Number of Drivers	Driver Current (mA)	Nominal Power (W)	Input Voltage (V)	Current (Amps)
1	230	15	120	0.13
		15	208	0.07
		15	240	0.06
		15	277	0.05
1	450	27	120	0.23
		27	208	0.13
		27	240	0.11
		27	277	0.10
1	680	40	120	0.33
		40	208	0.19
		40	240	0.17
		40	277	0.14
1	1100	65	120	0.54
		65	208	0.31
		65	240	0.27
		65	277	0.23
1	730	90	120	0.75
		90	208	0.43
		90	240	0.38
		90	277	0.32
1	960	120	120	1.00
		120	208	0.58
		120	240	0.50
		120	277	0.43

MOUNTING INFORMATION

Knuckle (15W/27W/40W/65W)



Trunnion (15W/27W/40W/65W)



Slipfitter (90W/120W)

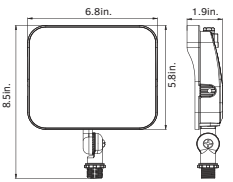


Yoke Mount(90W/120W)



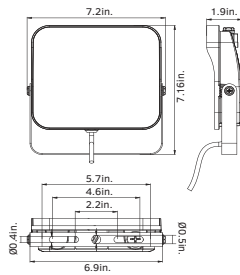
DIMENSIONS & WEIGHT

15W/27W (Knuckle Mount)



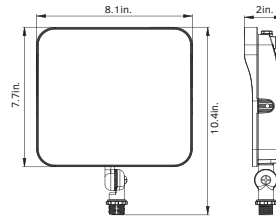
Weight
15W: 1.775lb.
27W: 1.775lb.

15W/27W (Trunnion Mount)



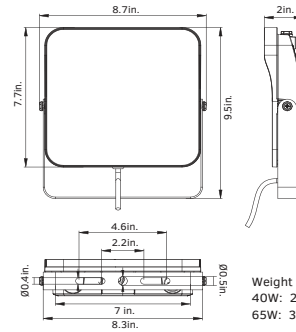
Weight
15W: 1.918lb.
27W: 1.918lb.

40W/65W (Knuckle Mount)



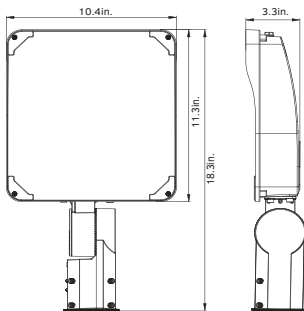
Weight
40W: 2.712lb.
65W: 2.866lb.

40W/65W (Trunnion Mount)



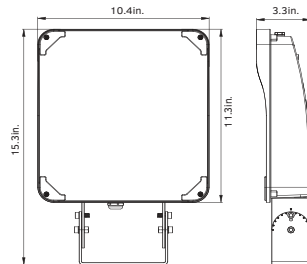
Weight
40W: 2.972lb.
65W: 3.126lb.

90W/120W (Slipfitter Mount)



Weight
90W: 7.388lb.
120W: 7.388lb.

90W/120W (Yoke Mount)



Weight
90W: 8.047lb.
120W: 8.047lb.

ORDERING INFORMATION

Flood Light Series DFDG11

Example: DFDG1115W27VDDKDB77

Fixture Type	Wattage	Voltage	CCT	Finish	Photocell (Optional)	Mounting	NEMA	Internal Code
DFDG11	15W 27W 40W 65W	27V 120-277V	DDK Adjustable	D Dark Bronze B Black W White	P 120-277V Photocell	TR Trunnion Mount KN Knuckle Mount	B77 7Hx7V	Blank Alphanumeric
	90W 120W					YK Yoke Mount SP Slipfitter Mount		

Note: Not all product variations listed on this page are DLC qualified. Visit www.designlights.org to confirm qualification.