

Report No.:

Test Time: 2023/4/27 10:43

## Luminaire Property

Luminaire Manufacturer:  
Luminaire Category:  
Lamp Catalog:  
Number of Lamps:  
Luminous Length (mm):  
Luminous Height (mm):  
Current: 0.321 A  
Power Factor: 0.768


Luminaire Description: 489107 MIRAGE-V2  
Lamp Description:  
Lumens per Lamp:  
Luminous Width (mm):  
Voltage: 12.3 V  
Power: 3.01 W

## Photometric Results

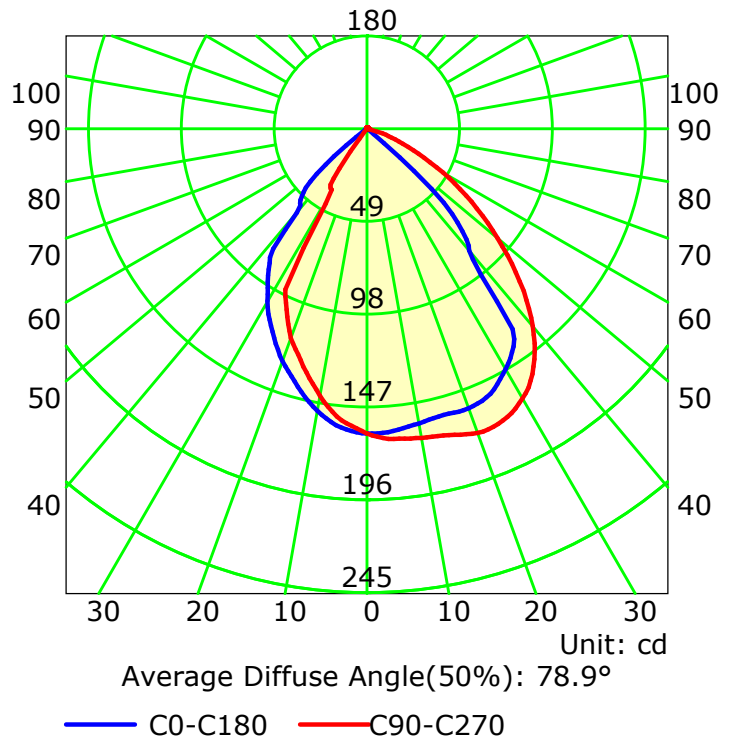
CIE Class: Direct  
Measurement Flux: 249.5 lm  
Downward Ratio: 100%  
Horizontal Diffuse Angle(25%,50%,75%,100%): H94.6,H79.5,H60.6,H1  
Vertical Diffuse Angle(25%,50%,75%,100%): V90.5,V78.6,V60.6,V22  
Luminaire Efficacy Rating (LER): 82.95  
Max. Intensity: 179.62 cd  
S/MH(C0/C180): 1.17

Total Rated Lamp Lumens: 249.5 lm  
Efficiency: 100%  
Upward Ratio: 0%  
C0r0 Intensity: 161.57 cd  
Pos of Max. Intensity: H60 V24  
S/MH(C90/C270): 1.07

Picture Of Luminaire



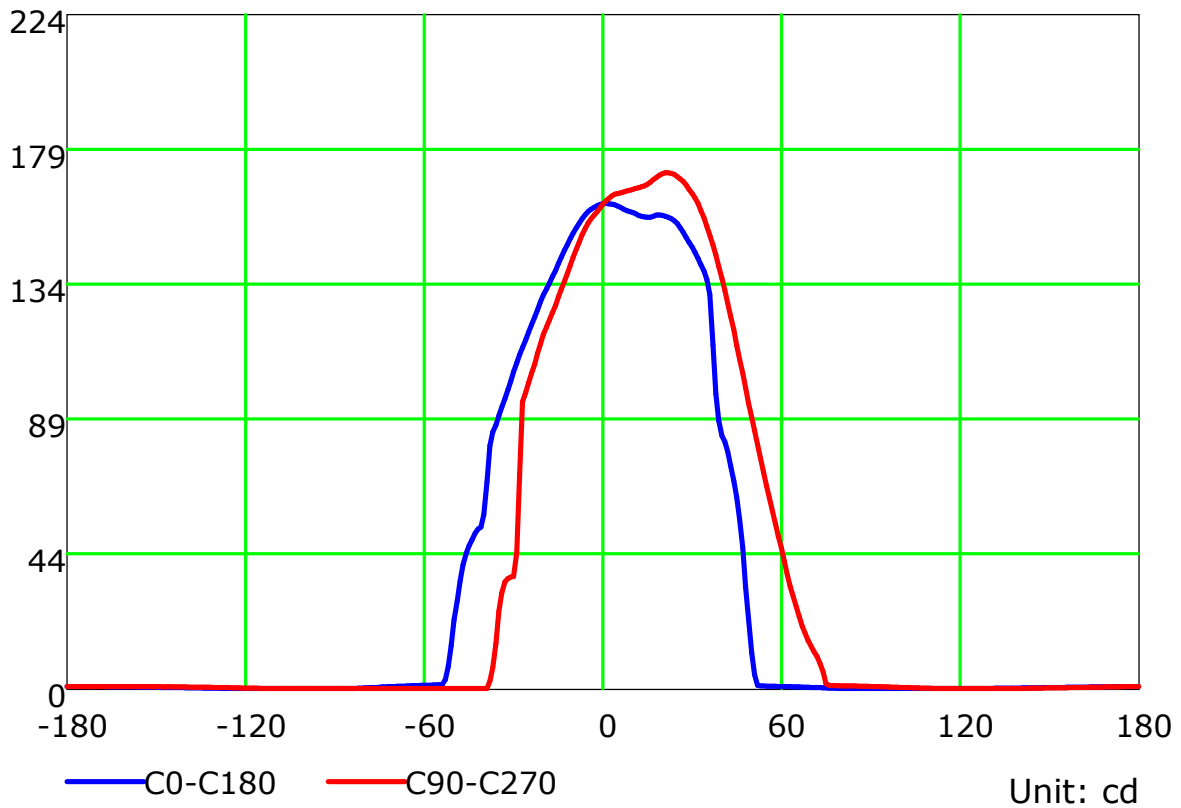
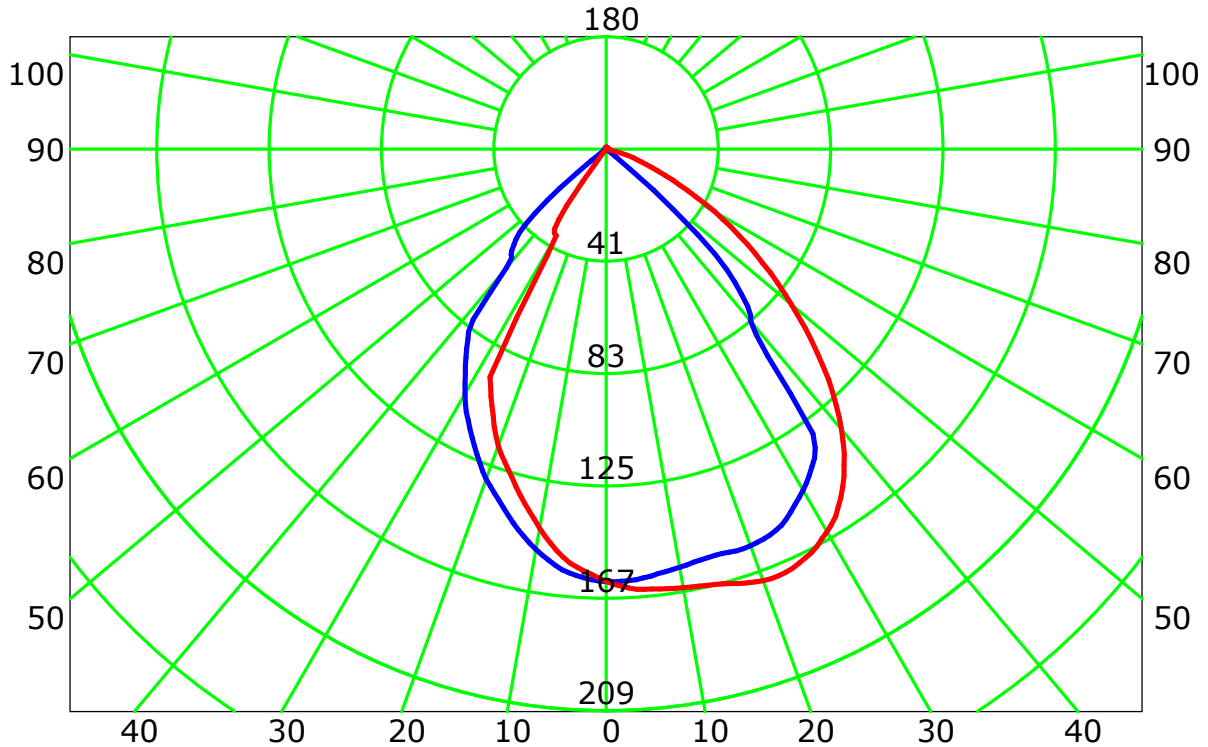
Luminous Intensity Distribution Curve



C Plane (°):0.0-360.0: 30.0  
Test Lab:  
Test Type: TYPE C  
Temperature:  
Operator:

Gamma Plane (°):0.0-180.0:1.0  
Test Device: GPM-1800B  
Distance: 11.655 m [K=1.0000]  
Humidity:  
Inspector:

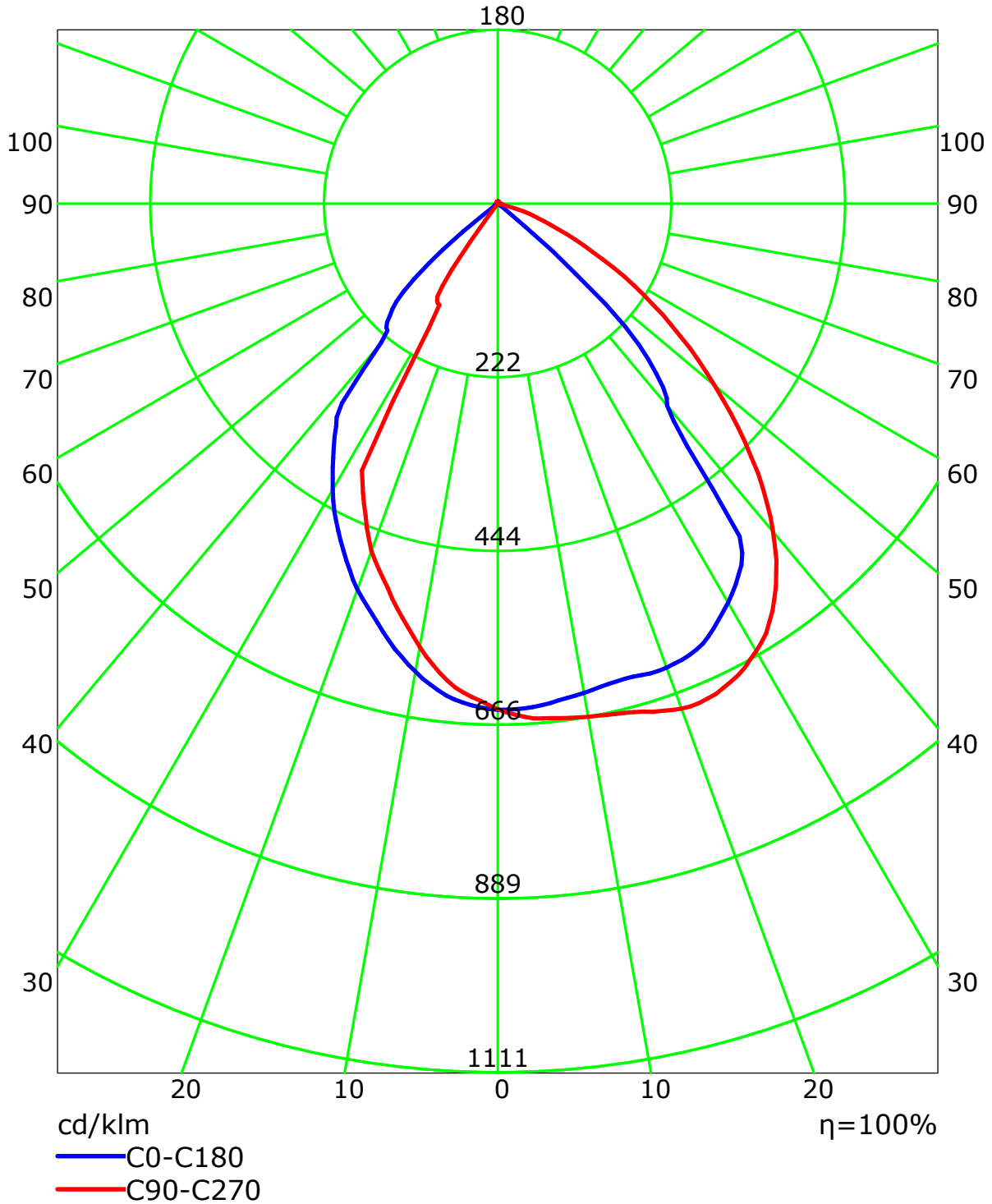
## Luminous Intensity Distribution Curve



C Plane (°):0.0-360.0: 30.0  
 Test Lab:  
 Test Type: TYPE C  
 Temperature:  
 Operator:

Gamma Plane (°):0.0-180.0:1.0  
 Test Device: GPM-1800B  
 Distance: 11.655 m [K=1.0000]  
 Humidity:  
 Inspector:

## Luminous Intensity Distribution Curve(cd/klm)



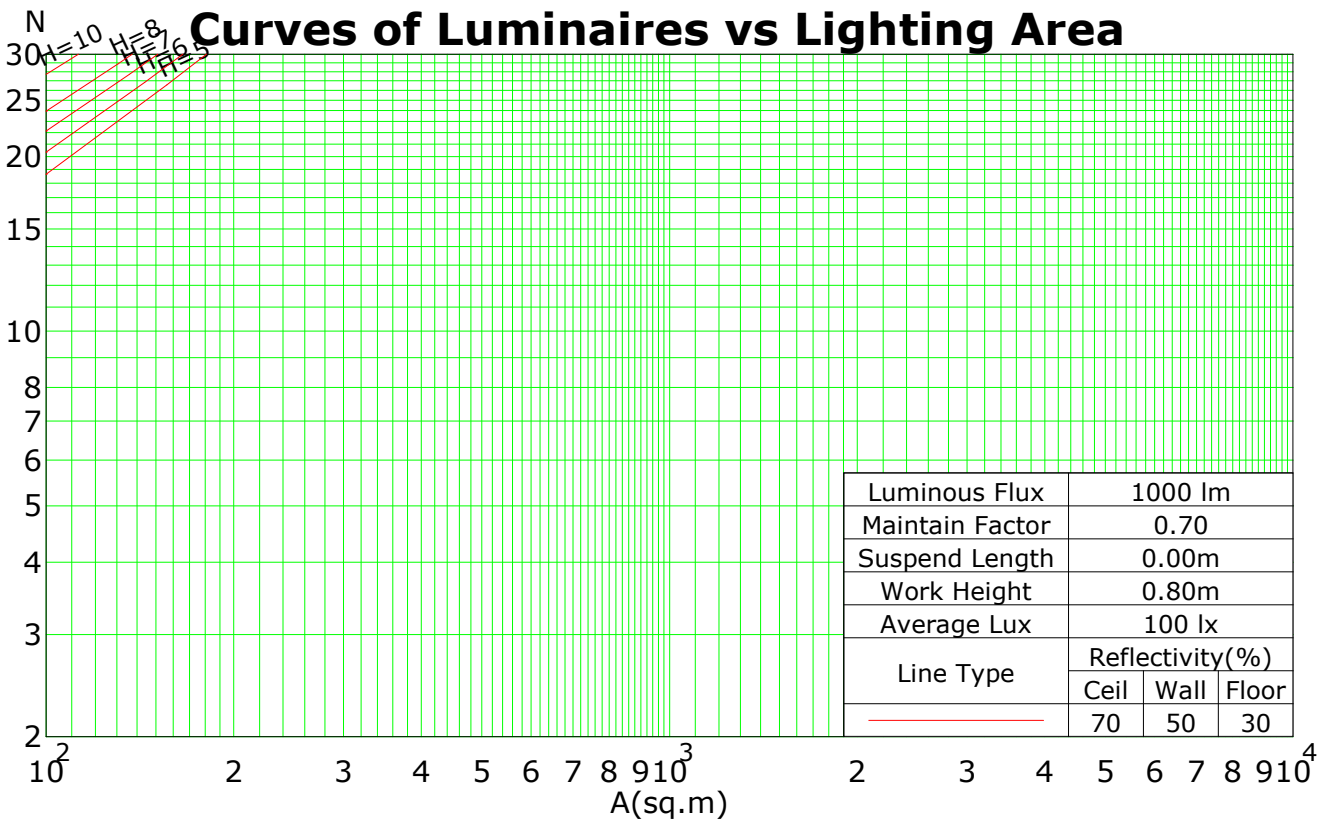
C Plane (°):0.0-360.0: 30.0  
 Test Lab:  
 Test Type: TYPE C  
 Temperature:  
 Operator:

Gamma Plane (°):0.0-180.0:1.0  
 Test Device: GPM-1800B  
 Distance: 11.655 m [K=1.0000]  
 Humidity:  
 Inspector:

### Coefficients Of Utilization - Zonal Cavity Method

RC	0.8	0.8	0.8	0.8	0.7	0.7	0.7	0.7	0.5	0.5	0.5	0.3	0.3	0.3	0.1	0.1	0.1	0
RW	0.7	0.5	0.3	0.1	0.7	0.5	0.3	0.1	0.5	0.3	0.1	0.5	0.3	0.1	0.5	0.3	0.1	0
RCR	RF = 0.2																	
0	1.19	1.19	1.19	1.19	1.16	1.16	1.16	1.16	1.11	1.11	1.11	1.06	1.06	1.06	1.02	1.02	1.02	1.00
1	1.12	1.09	1.06	1.03	1.09	1.06	1.04	1.01	1.02	1.00	0.98	0.98	0.97	0.95	0.95	0.93	0.92	0.90
2	1.05	0.99	0.94	0.90	1.02	0.97	0.92	0.89	0.94	0.90	0.87	0.90	0.87	0.85	0.87	0.85	0.83	0.81
3	0.98	0.90	0.84	0.79	0.96	0.88	0.83	0.78	0.86	0.81	0.77	0.83	0.79	0.75	0.81	0.77	0.74	0.72
4	0.91	0.82	0.75	0.70	0.89	0.81	0.74	0.70	0.78	0.73	0.69	0.76	0.72	0.68	0.74	0.70	0.67	0.65
5	0.85	0.75	0.68	0.63	0.83	0.74	0.67	0.62	0.72	0.66	0.62	0.70	0.65	0.61	0.68	0.64	0.60	0.59
6	0.80	0.69	0.62	0.56	0.78	0.68	0.61	0.56	0.66	0.60	0.56	0.65	0.59	0.55	0.63	0.59	0.55	0.53
7	0.75	0.64	0.56	0.51	0.73	0.63	0.56	0.51	0.61	0.55	0.51	0.60	0.55	0.50	0.59	0.54	0.50	0.48
8	0.70	0.59	0.52	0.47	0.69	0.58	0.51	0.47	0.57	0.51	0.46	0.56	0.50	0.46	0.55	0.50	0.46	0.44
9	0.66	0.55	0.48	0.43	0.65	0.54	0.47	0.43	0.53	0.47	0.43	0.52	0.46	0.42	0.51	0.46	0.42	0.41
10	0.62	0.51	0.44	0.40	0.61	0.51	0.44	0.39	0.50	0.44	0.39	0.49	0.43	0.39	0.48	0.43	0.39	0.38

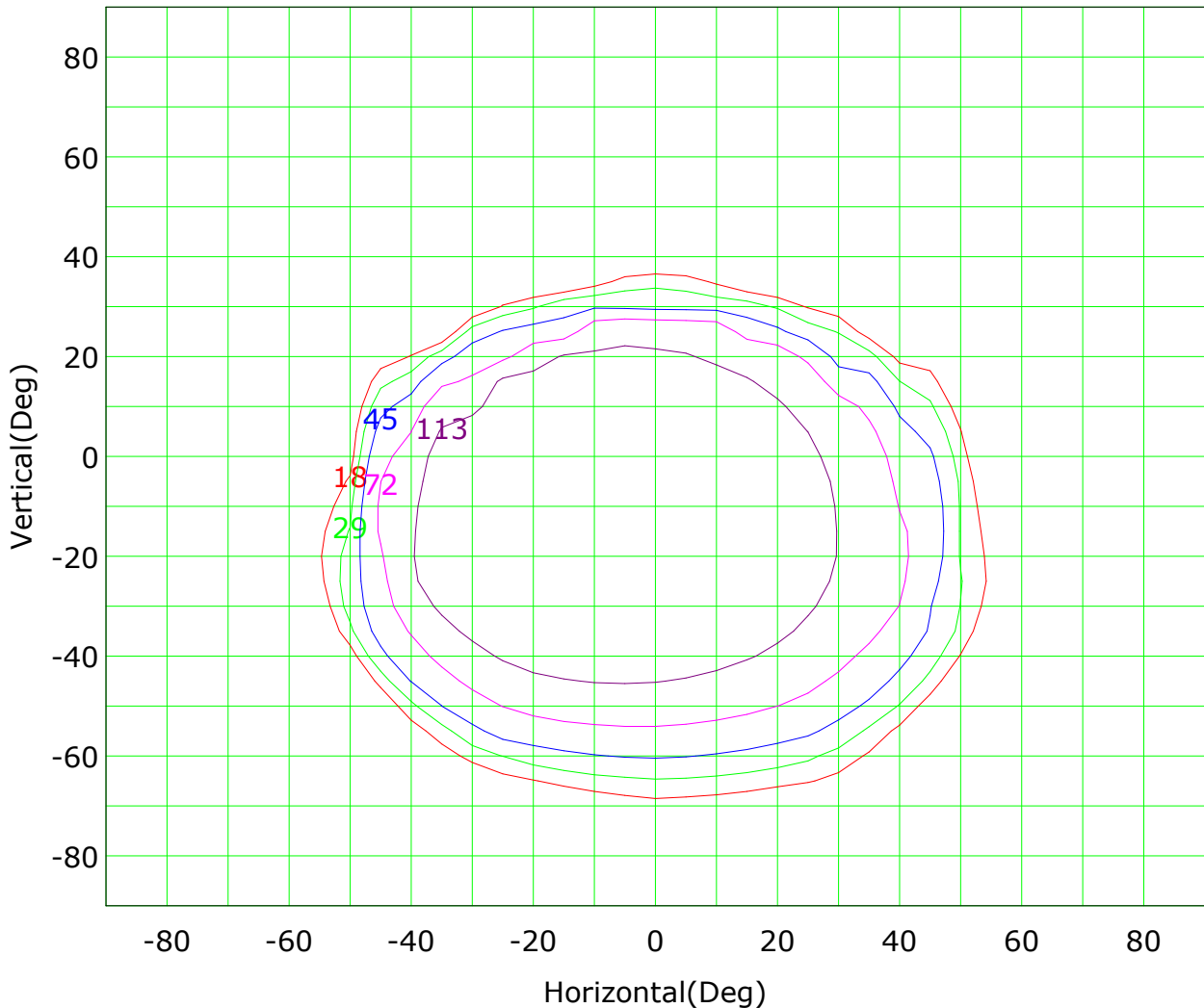
Spacing Criteria (0-180): 1.17  
 Spacing Criteria (90-270): 1.07  
 Spacing Criteria (Diagonal): 1.09



C Plane (°):0.0-360.0: 30.0  
 Test Lab:  
 Test Type: TYPE C  
 Temperature:  
 Operator:

Gamma Plane (°):0.0-180.0:1.0  
 Test Device: GPM-1800B  
 Distance: 11.655 m [K=1.0000]  
 Humidity:  
 Inspector:

## Isocandela (rectangle)



Imax (100%): 180 cd

— ( 10%):	18 cd	— ( 16%):	29 cd
— ( 25%):	45 cd	— ( 40%):	72 cd
— ( 63%):	113 cd	— (100%):	180 cd

C Plane (°):0.0-360.0: 30.0

Test Lab:

Test Type: TYPE C

Temperature:

Operator:

Gamma Plane (°):0.0-180.0:1.0

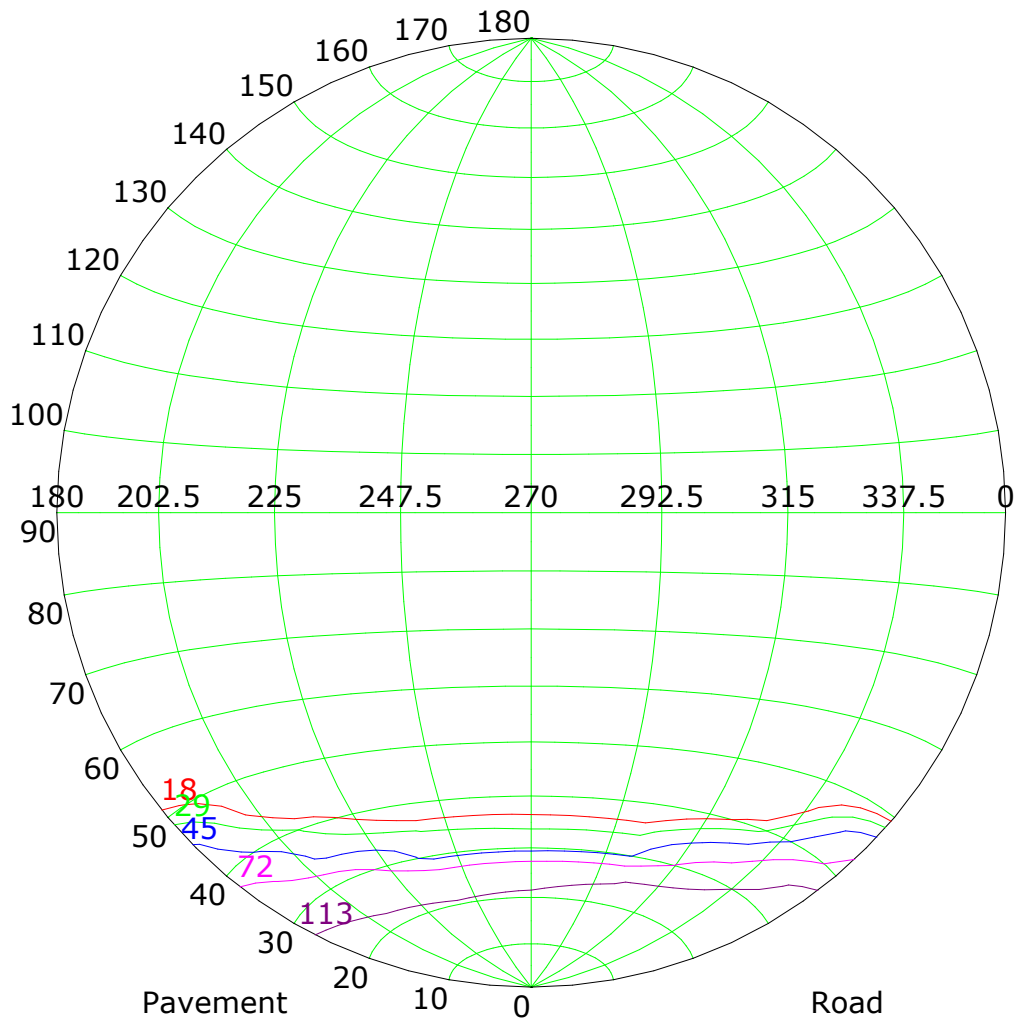
Test Device: GPM-1800B

Distance: 11.655 m [K=1.0000]

Humidity:

Inspector:

## Isocandela (sphere)



Imax (100%): 180 cd

— ( 10%):	18 cd	— ( 16%):	29 cd
— ( 25%):	45 cd	— ( 40%):	72 cd
— ( 63%):	113 cd	— (100%):	180 cd

C Plane (°):0.0-360.0: 30.0

Test Lab:

Test Type: TYPE C

Temperature:

Operator:

Gamma Plane (°):0.0-180.0:1.0

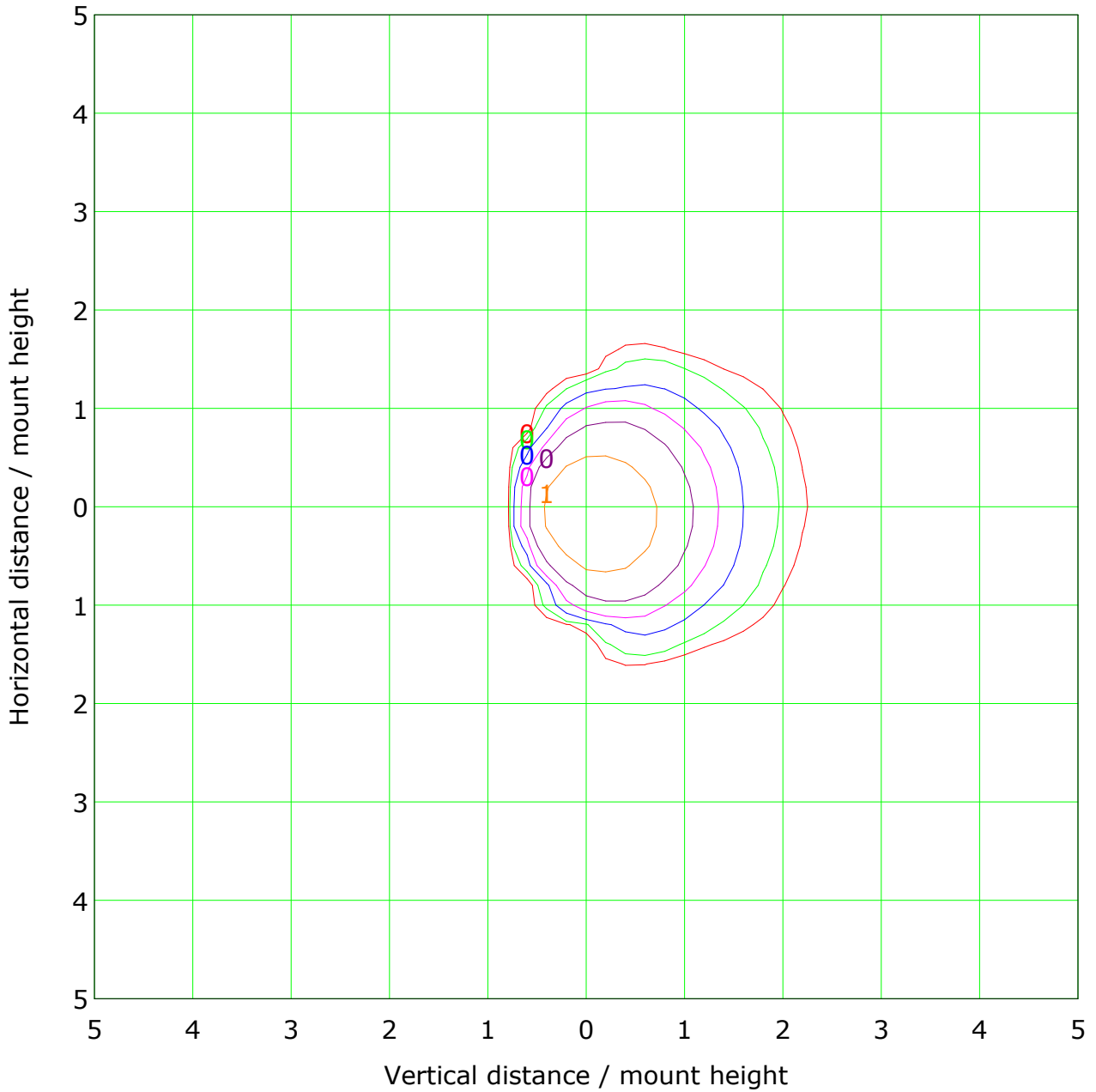
Test Device: GPM-1800B

Distance: 11.655 m [K=1.0000]

Humidity:

Inspector:

### IsoLux Plot



Mounting Height: 10.0m    Max Lux(100%): 1.6 lx

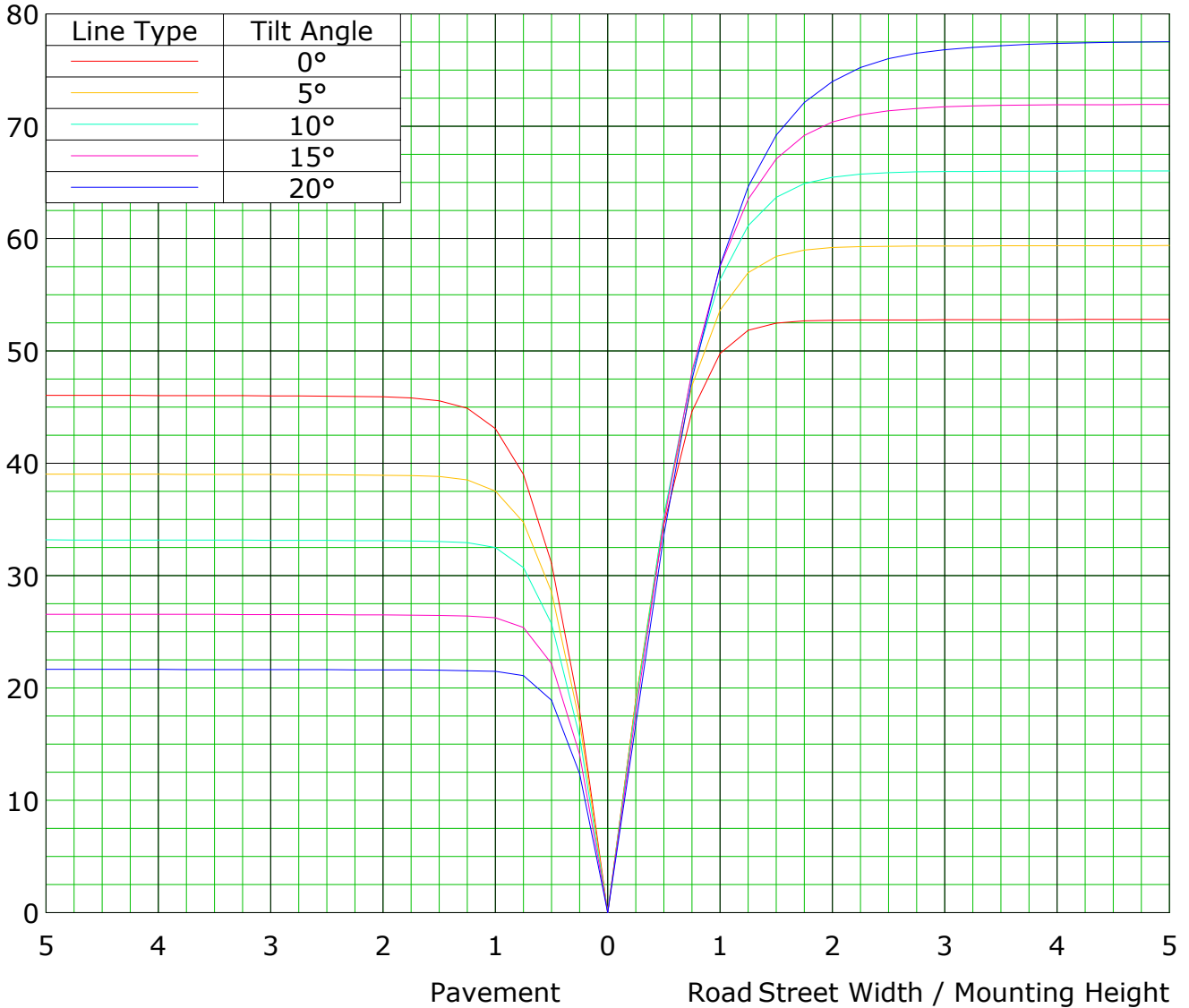
— ( 1%): 0.0 lx	— ( 2%): 0.0 lx
— ( 5%): 0.1 lx	— ( 10%): 0.2 lx
— ( 20%): 0.3 lx	— ( 50%): 0.8 lx
— (100%): 1.6 lx	

C Plane (°):0.0-360.0: 30.0  
 Test Lab:  
 Test Type: TYPE C  
 Temperature:  
 Operator:

Gamma Plane (°):0.0-180.0:1.0  
 Test Device: GPM-1800B  
 Distance: 11.655 m [K=1.0000]  
 Humidity:  
 Inspector:

## Roadway CU Curve

Efficiency(%)



C Plane (°):0.0-360.0: 30.0

Test Lab:

Test Type: TYPE C

Temperature:

Operator:

Gamma Plane (°):0.0-180.0:1.0

Test Device: GPM-1800B

Distance: 11.655 m [K=1.0000]

Humidity:

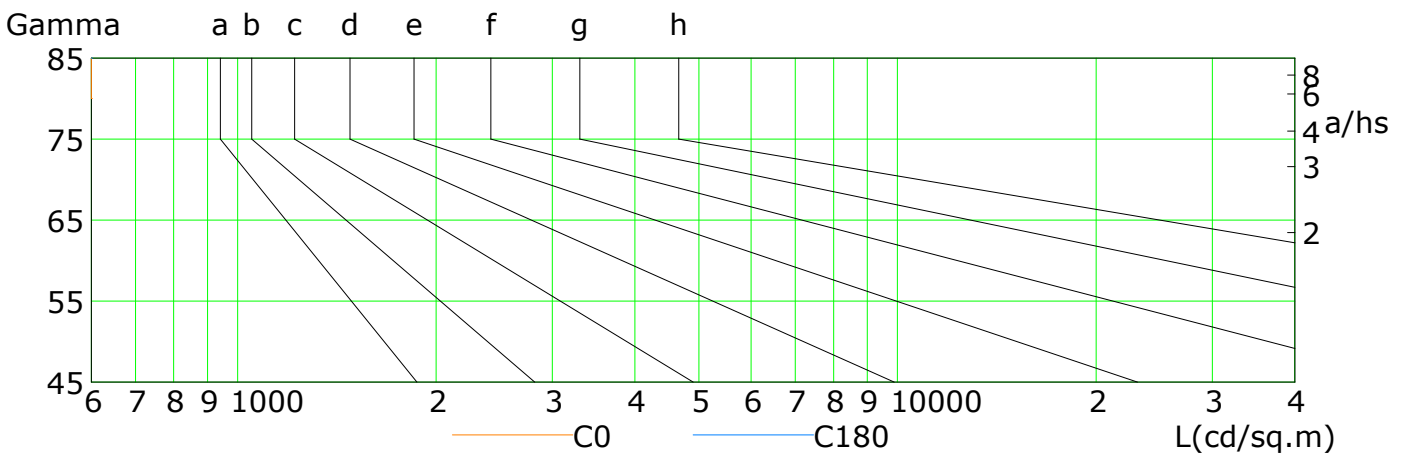
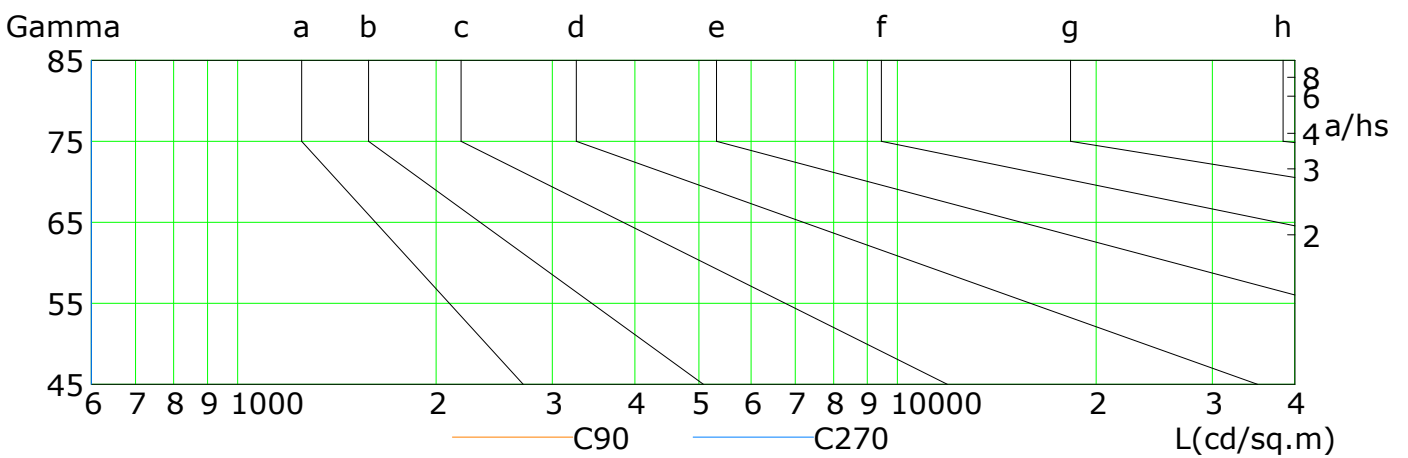
Inspector:



## Lum Limit Curve

Dazzle	Quality	Illuminance (lx)							
		2000	1000	500	<=300				
1.15	A	2000	1000	500	<=300				
1.50	B		2000	1000	500	<=300			
1.85	C			2000	1000	500	<=300		
2.20	D				2000	1000	500	<=300	
2.55	E					2000	1000	500	<=300

a b c d e f g h



L(cd/sq.m)	G45	G50	G55	G60	G65	G70	G75	G80	G85
C0	64	12	1	1	1	0	0	0	0
C90	114	90	68	47	27	14	2	1	1
C180	48	23	1	1	1	1	1	0	0
C270	0	0	0	0	0	0	0	0	0

C Plane (°):0.0-360.0: 30.0

Test Lab:

Test Type: TYPE C

Temperature:

Operator:

Gamma Plane (°):0.0-180.0:1.0

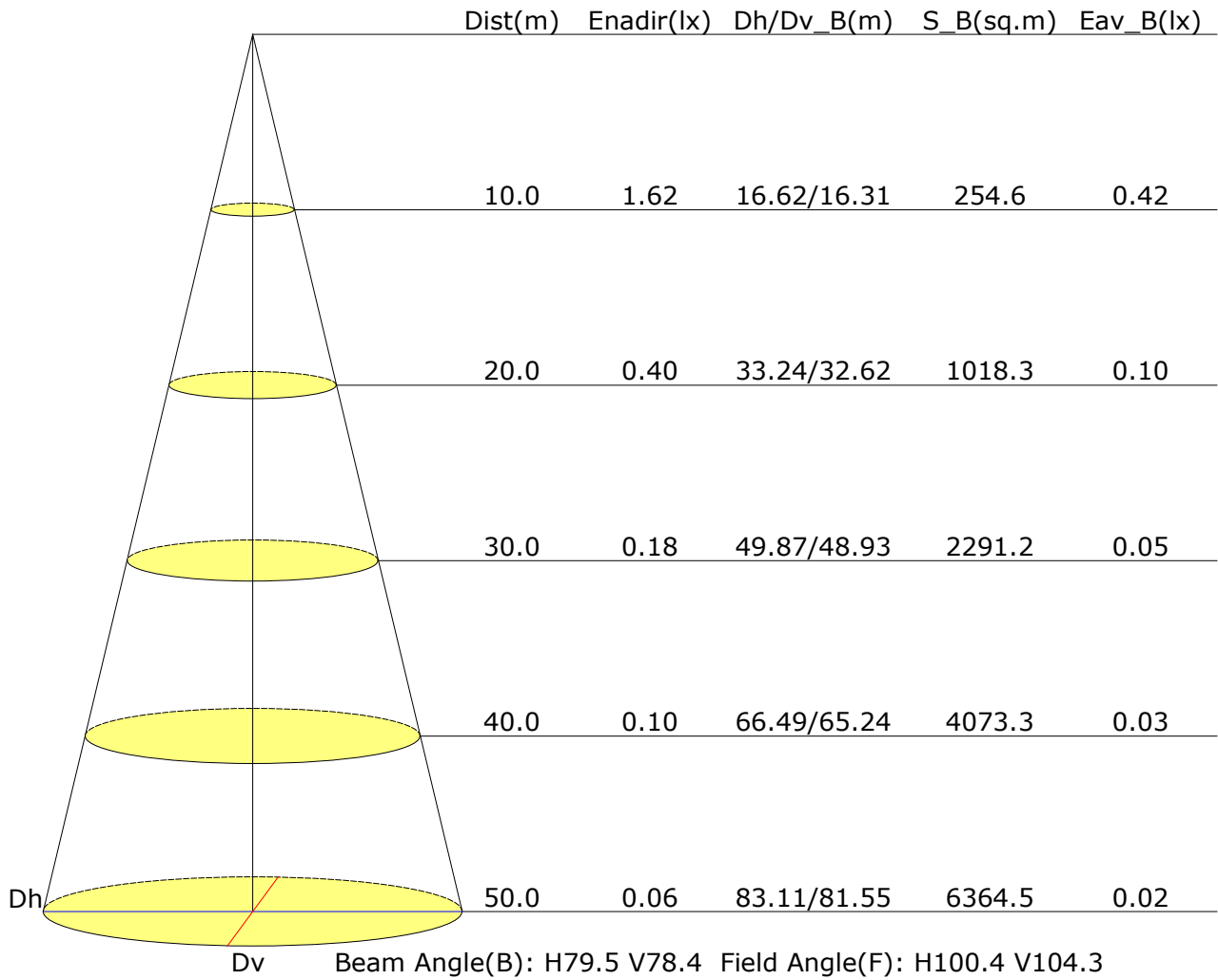
Test Device: GPM-1800B

Distance: 11.655 m [K=1.0000]

Humidity:

Inspector:

## Illuminance at a Distance



C Plane (°):0.0-360.0: 30.0

Test Lab:

Test Type: TYPE C

Temperature:

Operator:

Gamma Plane (°):0.0-180.0:1.0

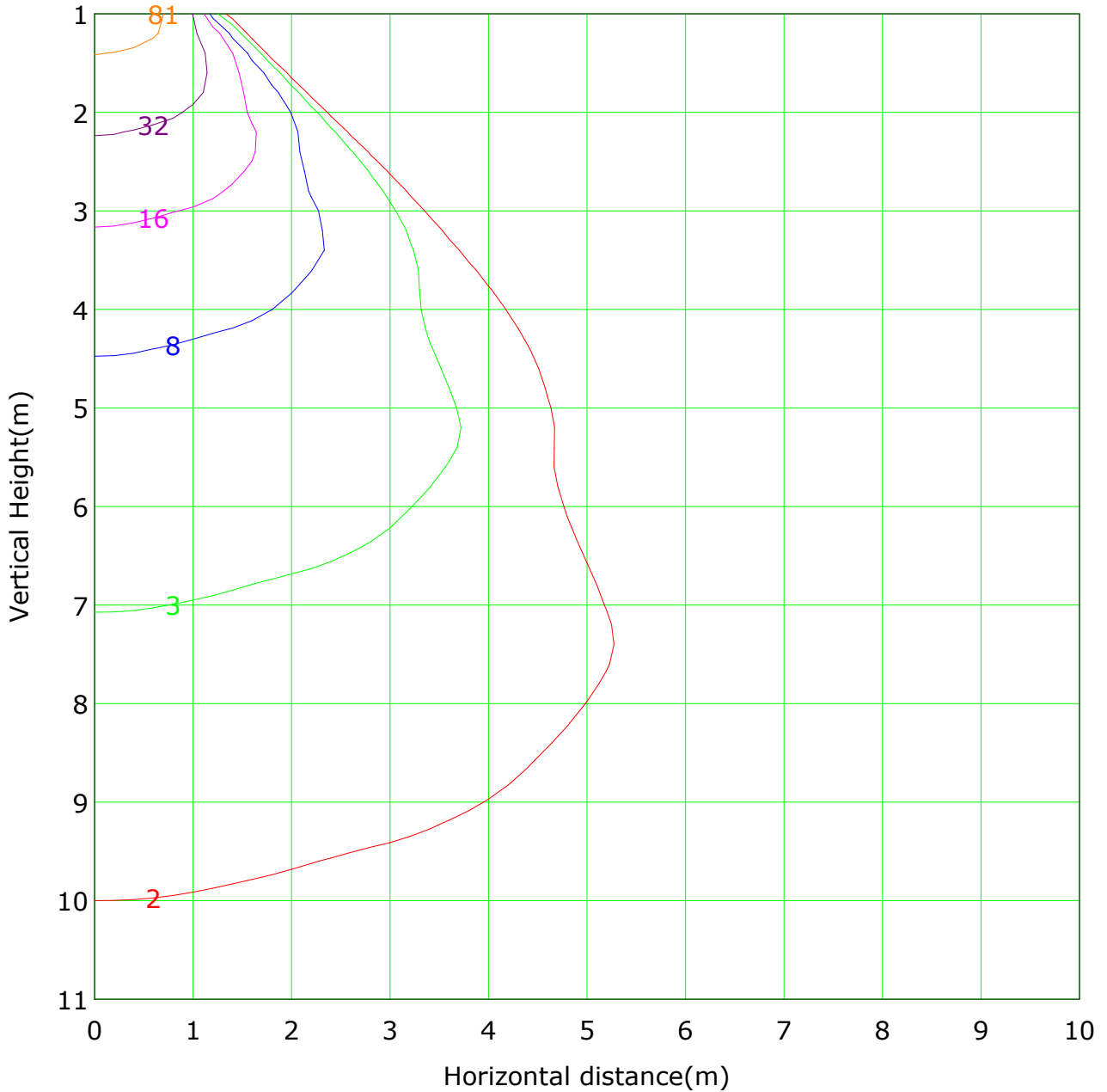
Test Device: GPM-1800B

Distance: 11.655 m [K=1.0000]

Humidity:

Inspector:

## Vertical IsoLux Plot



Lowest(m): 1.0m    Highest(m): 11.0m    Max Lux: 161.6 lx

— ( 1%): 1.6 lx	— ( 2%): 3.2 lx
— ( 5%): 8.1 lx	— ( 10%): 16.2 lx
— ( 20%): 32.3 lx	— ( 50%): 80.8 lx
— (100%): 161.6 lx	

C Plane (°):0.0-360.0: 30.0

Test Lab:

Test Type: TYPE C

Temperature:

Operator:

Gamma Plane (°):0.0-180.0:1.0

Test Device: GPM-1800B

Distance: 11.655 m [K=1.0000]

Humidity:

Inspector:

### Area Flux Table

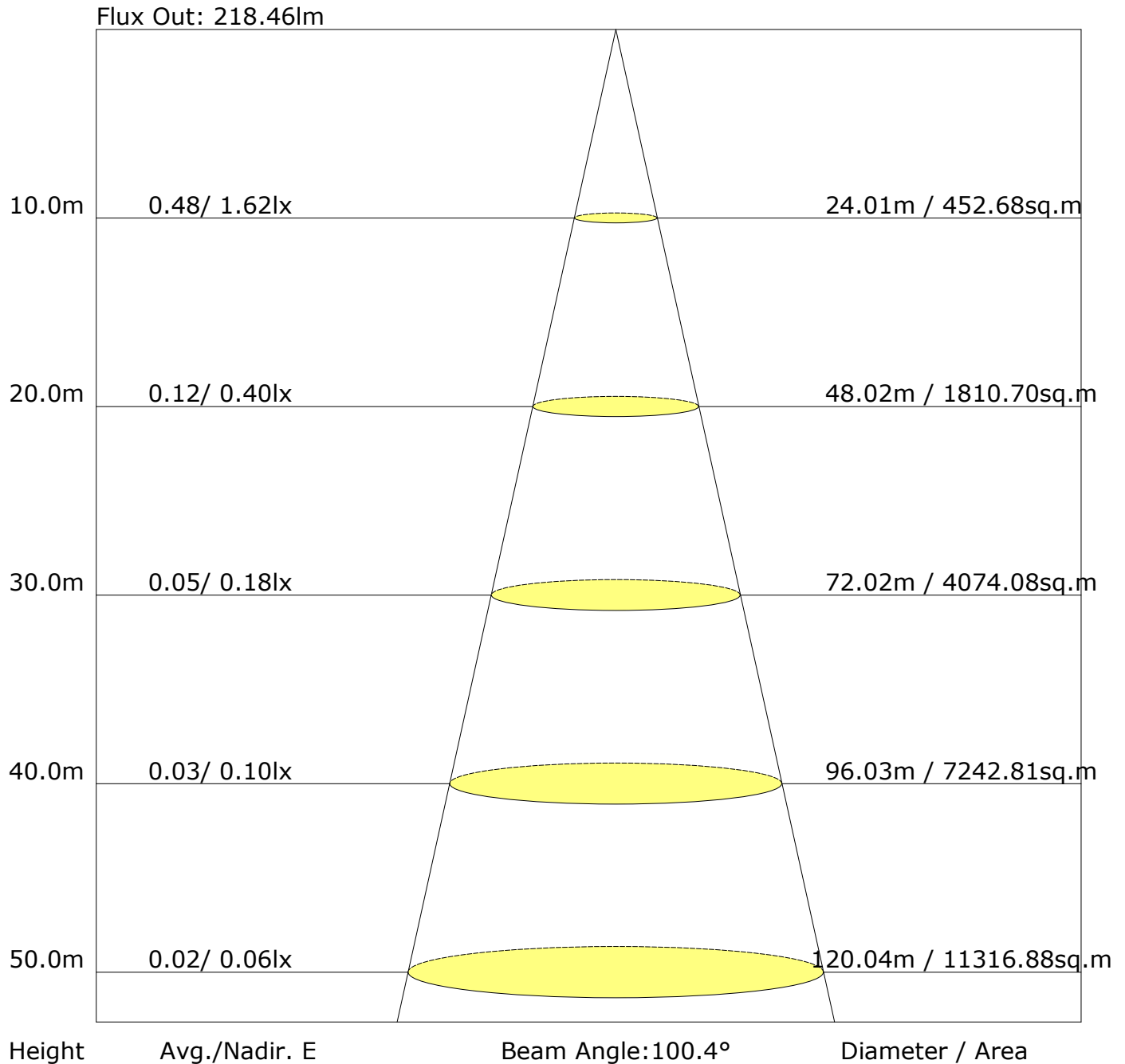
Unit: lm

		Vertical plane																				
		-90	-80	-70	-60	-50	-40	-30	-20	-10	0	10	20	30	40	50	60	70	80	90	Flux(T)	Flux(E)
Horizontal plane	-90	0.0	0.0	0.0	0.0	0.0	0.0	0.0	0.0	0.0	0.0	0.0	0.0	0.0	0.0	0.0	0.0	0.0	0.0	0.0	0.0	0.0
	-80	0.0	0.0	0.0	0.0	0.0	0.0	0.0	0.0	0.0	0.0	0.0	0.0	0.0	0.0	0.0	0.0	0.0	0.0	0.0	0.0	0.0
	-70	0.0	0.0	0.0	0.0	0.0	0.0	0.0	0.0	0.0	0.0	0.0	0.0	0.0	0.0	0.0	0.0	0.0	0.0	0.0	0.0	0.0
	-60	0.0	0.0	0.0	0.0	0.0	0.0	0.0	0.0	0.0	0.0	0.0	0.0	0.0	0.0	0.0	0.0	0.0	0.0	0.0	0.1	0.4
	-50	0.0	0.0	0.0	0.0	0.0	0.0	0.0	0.0	0.0	0.0	0.0	0.0	0.0	0.0	0.0	0.0	0.0	0.0	0.0	1.1	5.9
	-40	0.0	0.0	0.0	0.0	0.0	0.0	0.0	0.0	0.0	0.0	0.0	0.0	0.0	0.0	0.0	0.0	0.0	0.0	0.0	6.5	14.3
	-30	0.0	0.0	0.0	0.0	0.0	0.0	0.0	0.0	0.0	0.0	0.0	0.0	0.0	0.0	0.0	0.0	0.0	0.0	0.0	14.8	23.5
	-20	0.0	0.0	0.0	0.0	0.0	0.0	0.0	0.0	0.0	0.0	0.0	0.0	0.0	0.0	0.0	0.0	0.0	0.0	0.0	23.9	31.4
	-10	0.0	0.0	0.0	0.0	0.0	0.0	0.0	0.0	0.0	0.0	0.0	0.0	0.0	0.0	0.0	0.0	0.0	0.0	0.0	31.7	36.9
	0	0.0	0.0	0.0	0.0	0.0	0.0	0.0	0.0	0.0	0.0	0.0	0.0	0.0	0.0	0.0	0.0	0.0	0.0	0.0	37.2	38.3
	10	0.0	0.0	0.0	0.0	0.0	0.0	0.0	0.0	0.0	0.0	0.0	0.0	0.0	0.0	0.0	0.0	0.0	0.0	0.0	38.6	35.7
	20	0.0	0.0	0.0	0.0	0.0	0.0	0.0	0.0	0.0	0.0	0.0	0.0	0.0	0.0	0.0	0.0	0.0	0.0	0.0	36.1	29.7
	30	0.0	0.0	0.0	0.0	0.0	0.0	0.0	0.0	0.0	0.0	0.0	0.0	0.0	0.0	0.0	0.0	0.0	0.0	0.0	30.0	19.1
	40	0.0	0.0	0.0	0.0	0.0	0.0	0.0	0.0	0.0	0.0	0.0	0.0	0.0	0.0	0.0	0.0	0.0	0.0	0.0	19.5	7.3
	50	0.0	0.0	0.0	0.0	0.0	0.0	0.0	0.0	0.0	0.0	0.0	0.0	0.0	0.0	0.0	0.0	0.0	0.0	0.0	7.8	0.5
	60	0.0	0.0	0.0	0.0	0.0	0.0	0.0	0.0	0.0	0.0	0.0	0.0	0.0	0.0	0.0	0.0	0.0	0.0	0.0	0.9	0.0
	70	0.0	0.0	0.0	0.0	0.0	0.0	0.0	0.0	0.0	0.0	0.0	0.0	0.0	0.0	0.0	0.0	0.0	0.0	0.0	0.1	0.0
	80	0.0	0.0	0.0	0.0	0.0	0.0	0.0	0.0	0.0	0.0	0.0	0.0	0.0	0.0	0.0	0.0	0.0	0.0	0.0	0.0	0.0
90	0.0	0.0	0.0	0.0	0.0	0.0	0.0	0.0	0.0	0.0	0.0	0.0	0.0	0.0	0.0	0.0	0.0	0.0	0.0	0.0	0.0	
																					248	243

C Plane (°):0.0-360.0: 30.0  
 Test Lab:  
 Test Type: TYPE C  
 Temperature:  
 Operator:

Gamma Plane (°):0.0-180.0:1.0  
 Test Device: GPM-1800B  
 Distance: 11.655 m [K=1.0000]  
 Humidity:  
 Inspector:

## The Average Illuminance Effective Figure



C Plane (°):0.0-360.0: 30.0  
 Test Lab:  
 Test Type: TYPE C  
 Temperature:  
 Operator:

Gamma Plane (°):0.0-180.0:1.0  
 Test Device: GPM-1800B  
 Distance: 11.655 m [K=1.0000]  
 Humidity:  
 Inspector:

## UGR Table

Reflectance:											
Ceiling (cavity)	0.7	0.7	0.5	0.5	0.3	0.7	0.7	0.5	0.5	0.3	
Wall	0.5	0.3	0.5	0.3	0.3	0.5	0.3	0.5	0.3	0.3	
Reference plane	0.2	0.2	0.2	0.2	0.2	0.2	0.2	0.2	0.2	0.2	
Room dimensions	Viewed crosswise					Viewed endwise					
X=2H Y=2H	1.\$	1.\$	1.\$	1.\$	1.\$	1.\$	1.\$	1.\$	1.\$	1.\$	1.\$
3H	1.\$	1.\$	1.\$	1.\$	1.\$	1.\$	1.\$	1.\$	1.\$	1.\$	1.\$
4H	1.\$	1.\$	1.\$	1.\$	1.\$	1.\$	1.\$	1.\$	1.\$	1.\$	1.\$
6H	1.\$	1.\$	1.\$	1.\$	1.\$	1.\$	1.\$	1.\$	1.\$	1.\$	1.\$
8H	-1.\$	-1.\$	-1.\$	-1.\$	-1.\$	1.\$	1.\$	1.\$	1.\$	1.\$	1.\$
12H	-1.\$	-1.\$	-1.\$	-1.\$	-1.\$	1.\$	1.\$	1.\$	1.\$	1.\$	1.\$
X=4H Y=2H	-1.\$	-1.\$	-1.\$	-1.\$	-1.\$	1.\$	1.\$	1.\$	1.\$	1.\$	1.\$
3H	-1.\$	-1.\$	-1.\$	-1.\$	-1.\$	1.\$	1.\$	1.\$	1.\$	1.\$	1.\$
4H	-1.\$	-1.\$	-1.\$	-1.\$	-1.\$	1.\$	1.\$	1.\$	1.\$	1.\$	1.\$
6H	-1.\$	-1.\$	-1.\$	-1.\$	-1.\$	1.\$	1.\$	1.\$	1.\$	1.\$	1.\$
8H	-1.\$	-1.\$	-1.\$	-1.\$	-1.\$	1.\$	1.\$	1.\$	1.\$	1.\$	1.\$
12H	-1.\$	-1.\$	-1.\$	-1.\$	-1.\$	1.\$	1.\$	1.\$	1.\$	1.\$	1.\$
X=8H Y=4H	-1.\$	-1.\$	-1.\$	-1.\$	-1.\$	1.\$	1.\$	1.\$	1.\$	1.\$	1.\$
6H	-1.\$	-1.\$	-1.\$	-1.\$	-1.\$	1.\$	1.\$	1.\$	1.\$	1.\$	1.\$
8H	-1.\$	-1.\$	-1.\$	-1.\$	-1.\$	1.\$	1.\$	1.\$	1.\$	1.\$	1.\$
12H	-1.\$	-1.\$	-1.\$	-1.\$	-1.\$	1.\$	1.\$	1.\$	1.\$	1.\$	1.\$
X=12H Y=4H	-1.\$	-1.\$	-1.\$	-1.\$	-1.\$	1.\$	1.\$	1.\$	1.\$	1.\$	1.\$
6H	-1.\$	-1.\$	-1.\$	-1.\$	-1.\$	1.\$	1.\$	1.\$	1.\$	1.\$	1.\$
8H	-1.\$	-1.\$	-1.\$	-1.\$	-1.\$	1.\$	1.\$	1.\$	1.\$	1.\$	1.\$

Calculate in accordance with CIE 190:2010 The table is revised with 250lm ( $8\log(F/F_0) = -4.8$ ).

C Plane (°):0.0-360.0: 30.0  
 Test Lab:  
 Test Type: TYPE C  
 Temperature:  
 Operator:

Gamma Plane (°):0.0-180.0:1.0  
 Test Device: GPM-1800B  
 Distance: 11.655 m [K=1.0000]  
 Humidity:  
 Inspector:

**FLUX DISTRIBUTION TABLE BASED ON THE IESNA LUMINAIRE CLASSIFICATION SYSTEM**



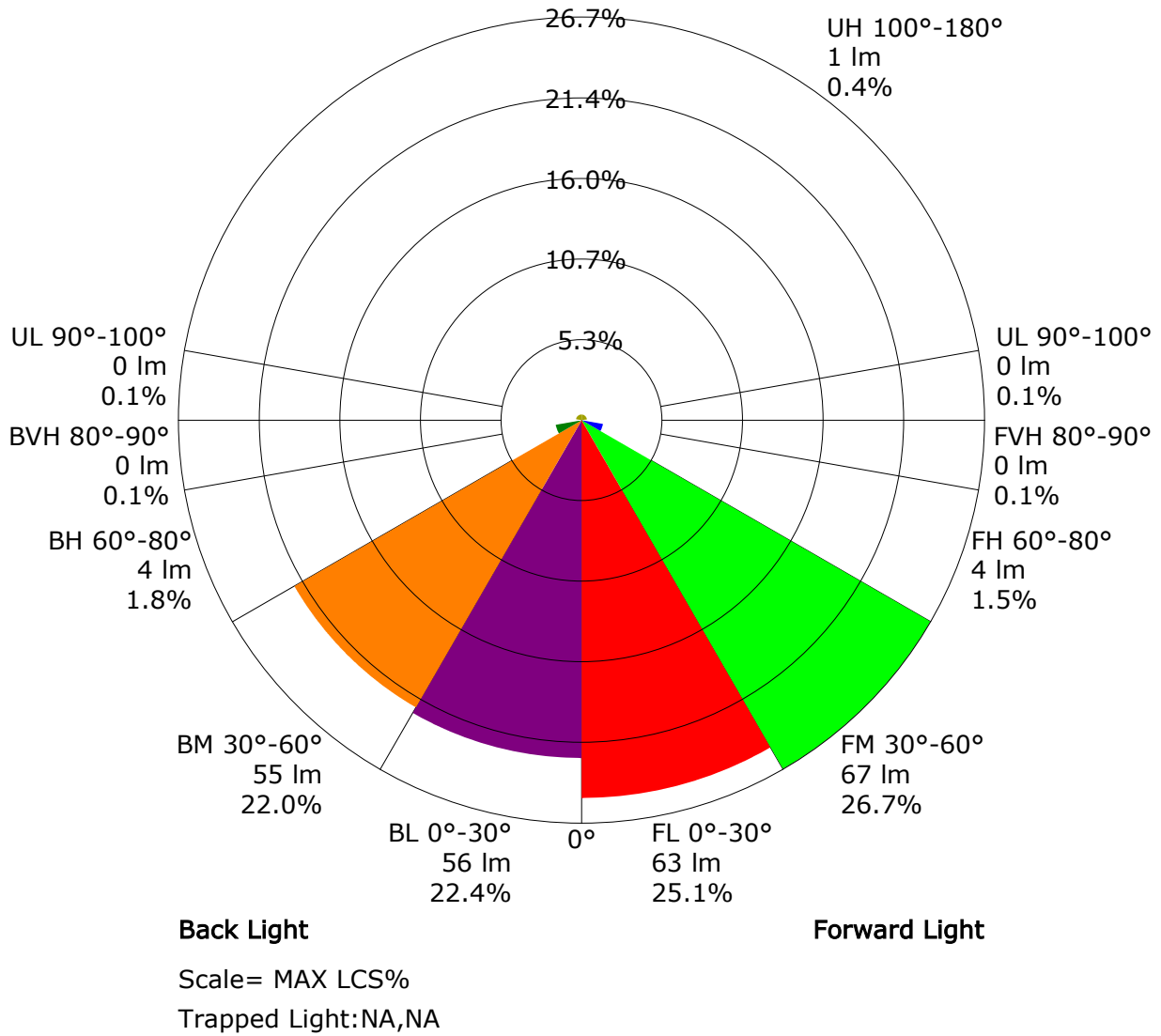
ZONE	LUMENS	% LAMP LUMENS
FORWARD LIGHT	133	53.3
FL ( 0°-30°)	63	25.1
FM (30°-60°)	67	26.7
FH (60°-80°)	4	1.5
FVH (80°-90°)	0	0.1
BACK LIGHT	115	46.2
BL ( 0°-30°)	56	22.4
BM (30°-60°)	55	22.0
BH (60°-80°)	4	1.8
BVH (80°-90°)	0	0.1
UP LIGHT	1	0.5
UL (90°-100°)	0	0.1
UH (100°-180°)	1	0.4
TRAPPED LIGHT	NA	NA

BUG(Backlight,Uplight,Glare) Rating Base On TM-15-07	
Asymmetrical Luminaire Types (Type I,II,III,IV)	B0 U1 G0
Quadrilateral Symmetrical Luminaire Types (Type V,Area Light)	B0 U1 G0

C Plane (°):0.0-360.0: 30.0  
 Test Lab:  
 Test Type: TYPE C  
 Temperature:  
 Operator:

Gamma Plane (°):0.0-180.0:1.0  
 Test Device: GPM-1800B  
 Distance: 11.655 m [K=1.0000]  
 Humidity:  
 Inspector:

### LCS Graph



C Plane (°):0.0-360.0: 30.0  
 Test Lab:  
 Test Type: TYPE C  
 Temperature:  
 Operator:

Gamma Plane (°):0.0-180.0:1.0  
 Test Device: GPM-1800B  
 Distance: 11.655 m [K=1.0000]  
 Humidity:  
 Inspector:



## Utilisation Factor Table(Floor cavity)

Utilisation Factors UF(F)			SHR NOM = 1.00									
Room Reflectance			Room Index(RI)									
Ceiling	Wall	Floor	0.75	1.00	1.25	1.50	2.00	2.50	3.00	4.00	5.00	
0.70	0.50	0.20	0.72	0.82	0.88	0.92	0.98	1.02	1.04	1.07	1.09	
	0.30		0.66	0.76	0.83	0.87	0.94	0.98	1.01	1.04	1.07	
	0.20		0.62	0.72	0.78	0.83	0.90	0.95	0.98	1.02	1.05	
0.50	0.50	0.20	0.71	0.80	0.86	0.90	0.95	0.98	1.01	1.03	1.05	
	0.30		0.65	0.75	0.81	0.86	0.91	0.95	0.98	1.01	1.03	
	0.20		0.61	0.71	0.77	0.82	0.88	0.92	0.95	0.99	1.01	
0.30	0.50	0.20	0.69	0.78	0.84	0.87	0.92	0.95	0.97	1.00	1.01	
	0.30		0.65	0.74	0.80	0.84	0.89	0.93	0.95	0.98	1.00	
	0.20		0.61	0.70	0.77	0.81	0.87	0.90	0.93	0.96	0.98	
0.00	0.00	0.00	0.59	0.68	0.74	0.78	0.83	0.87	0.89	0.92	0.94	
<p>Rating:3W Photometrically tested without ceiling board.            Multiply UF values by service correction factors            Calculate in accordance with CIBSE Technical Memorandum NO.5 1980</p>												

C Plane (°):0.0-360.0: 30.0  
 Test Lab:  
 Test Type: TYPE C  
 Temperature:  
 Operator:

Gamma Plane (°):0.0-180.0:1.0  
 Test Device: GPM-1800B  
 Distance: 11.655 m [K=1.0000]  
 Humidity:  
 Inspector:

## Utilisation Factor Table(Wall)

Utilisation Factors UF(W)			SHR NOM = 1.00									
Room Reflectance			Room Index(RI)									
Ceiling	Wall	Floor	0.75	1.00	1.25	1.50	2.00	2.50	3.00	4.00	5.00	
0.70	0.50	0.20	0.78	0.62	0.51	0.44	0.34	0.28	0.24	0.18	0.15	
	0.30		0.65	0.53	0.45	0.39	0.31	0.26	0.22	0.17	0.14	
	0.20		0.56	0.46	0.40	0.35	0.28	0.24	0.20	0.16	0.13	
0.50	0.50	0.20	0.75	0.59	0.49	0.42	0.32	0.30	0.22	0.17	0.14	
	0.30		0.63	0.51	0.43	0.37	0.29	0.24	0.21	0.16	0.13	
	0.20		0.55	0.45	0.39	0.34	0.27	0.23	0.20	0.15	0.13	
0.30	0.50	0.20	0.72	0.56	0.46	0.39	0.30	0.25	0.21	0.16	0.13	
	0.30		0.62	0.49	0.41	0.36	0.28	0.23	0.20	0.15	0.12	
	0.20		0.54	0.44	0.38	0.33	0.26	0.22	0.18	0.14	0.12	
0.00	0.00	0.00	0.42	0.33	0.27	0.23	0.18	0.14	0.12	0.09	0.07	
<p>Rating:3W Photometrically tested without ceiling board.            Multiply UF values by service correction factors            Calculate in accordance with CIBSE Technical Memorandum NO.5 1980</p>												

C Plane (°):0.0-360.0: 30.0  
 Test Lab:  
 Test Type: TYPE C  
 Temperature:  
 Operator:

Gamma Plane (°):0.0-180.0:1.0  
 Test Device: GPM-1800B  
 Distance: 11.655 m [K=1.0000]  
 Humidity:  
 Inspector:

## Utilisation Factor Table(Ceiling cavity)

Utilisation Factors UF(C)			SHR NOM = 1.00								
Room Reflectance			Room Index(RI)								
Ceiling	Wall	Floor	0.75	1.00	1.25	1.50	2.00	2.50	3.00	4.00	5.00
0.70	0.50	0.20	0.15	0.16	0.17	0.18	0.19	0.20	0.20	0.21	0.22
	0.30		0.10	0.11	0.13	0.14	0.16	0.17	0.18	0.19	0.20
	0.20		0.06	0.08	0.09	0.11	0.13	0.14	0.16	0.17	0.18
0.50	0.50	0.20	0.15	0.16	0.17	0.17	0.18	0.19	0.20	0.20	0.21
	0.30		0.09	0.11	0.13	0.14	0.15	0.16	0.17	0.18	0.19
	0.20		0.06	0.08	0.09	0.11	0.13	0.14	0.15	0.17	0.18
0.30	0.50	0.20	0.14	0.15	0.16	0.17	0.18	0.18	0.19	0.19	0.20
	0.30		0.09	0.11	0.12	0.13	0.15	0.16	0.17	0.18	0.19
	0.20		0.06	0.08	0.09	0.10	0.12	0.14	0.15	0.16	0.17
0.00	0.00	0.00	0.00	0.00	0.00	0.00	0.00	0.00	0.00	0.00	0.00

Rating:3W Photometrically tested without ceiling board.  
 Multiply UF values by service correction factors  
 Calculate in accordance with CIBSE Technical Memorandum NO.5 1980

C Plane (°):0.0-360.0: 30.0  
 Test Lab:  
 Test Type: TYPE C  
 Temperature:  
 Operator:

Gamma Plane (°):0.0-180.0:1.0  
 Test Device: GPM-1800B  
 Distance: 11.655 m [K=1.0000]  
 Humidity:  
 Inspector:

## Zonal Lumen

Gamma [°]	I <sub>mean</sub> [cd]	Zonal Flux [lm]	Sum Zonal Flux [lm]	Rel Zonal Flux [%]	Sum Rel Zonal Flux [%]
0.0-1.0	161.5	0.2	0.2	0.06	0.06
1.0-2.0	161.3	0.5	0.6	0.19	0.25
2.0-3.0	161.0	0.8	1.4	0.31	0.56
3.0-4.0	160.7	1.1	2.5	0.43	0.99
4.0-5.0	160.2	1.4	3.8	0.55	1.54
5.0-6.0	159.6	1.7	5.5	0.67	2.21
6.0-7.0	158.7	2.0	7.5	0.79	3.00
7.0-8.0	157.7	2.3	9.7	0.90	3.91
8.0-9.0	156.7	2.5	12.3	1.02	4.92
9.0-10.0	155.6	2.8	15.1	1.13	6.05
10.0-11.0	154.4	3.1	18.2	1.24	7.29
11.0-12.0	153.2	3.3	21.5	1.34	8.63
12.0-13.0	152.0	3.6	25.1	1.45	10.08
13.0-14.0	150.8	3.9	29.0	1.55	11.62
14.0-15.0	149.7	4.1	33.1	1.65	13.27
15.0-16.0	148.6	4.4	37.5	1.74	15.01
16.0-17.0	147.6	4.6	42.1	1.84	16.86
17.0-18.0	146.7	4.8	46.9	1.94	18.80
18.0-19.0	145.8	5.1	52.0	2.03	20.83
19.0-20.0	144.9	5.3	57.3	2.13	22.95
20.0-21.0	143.7	5.5	62.8	2.21	25.17
21.0-22.0	142.3	5.7	68.5	2.29	27.46
22.0-23.0	140.6	5.9	74.4	2.36	29.82
23.0-24.0	138.8	6.1	80.5	2.43	32.26
24.0-25.0	137.0	6.2	86.7	2.50	34.75
25.0-26.0	135.1	6.4	93.1	2.56	37.31
26.0-27.0	132.5	6.5	99.6	2.60	39.90
27.0-28.0	127.4	6.5	106.0	2.59	42.49
28.0-29.0	120.3	6.3	112.3	2.52	45.01
29.0-30.0	114.3	6.2	118.5	2.47	47.49
30.0-31.0	110.1	6.1	124.6	2.46	49.94
31.0-32.0	106.2	6.1	130.7	2.44	52.38
32.0-33.0	102.5	6.0	136.7	2.42	54.80
33.0-34.0	99.6	6.0	142.8	2.42	57.22
34.0-35.0	96.5	6.0	148.8	2.40	59.62
35.0-36.0	92.5	5.9	154.7	2.36	61.98

C Plane (°):0.0-360.0: 30.0  
 Test Lab:  
 Test Type: TYPE C  
 Temperature:  
 Operator:

Gamma Plane (°):0.0-180.0:1.0  
 Test Device: GPM-1800B  
 Distance: 11.655 m [K=1.0000]  
 Humidity:  
 Inspector:

## Zonal Lumen (Continue 1)

Gamma [°]	I <sub>mean</sub> [cd]	Zonal Flux [lm]	Sum Zonal Flux [lm]	Rel Zonal Flux [%]	Sum Rel Zonal Flux [%]
36.0-37.0	87.6	5.7	160.4	2.29	64.27
37.0-38.0	82.3	5.5	165.9	2.20	66.47
38.0-39.0	77.2	5.3	171.1	2.11	68.58
39.0-40.0	72.7	5.1	176.2	2.03	70.61
40.0-41.0	68.6	4.9	181.1	1.96	72.57
41.0-42.0	65.0	4.7	185.8	1.89	74.47
42.0-43.0	61.8	4.6	190.4	1.83	76.30
43.0-44.0	58.8	4.4	194.8	1.78	78.08
44.0-45.0	56.1	4.3	199.1	1.73	79.81
45.0-46.0	53.4	4.2	203.3	1.67	81.48
46.0-47.0	50.4	4.0	207.3	1.61	83.09
47.0-48.0	46.7	3.8	211.1	1.51	84.60
48.0-49.0	42.7	3.5	214.6	1.41	86.01
49.0-50.0	38.8	3.2	217.8	1.30	87.30
50.0-51.0	35.2	3.0	220.8	1.19	88.50
51.0-52.0	32.1	2.8	223.6	1.10	89.60
52.0-53.0	29.6	2.6	226.2	1.03	90.63
53.0-54.0	27.6	2.4	228.6	0.97	91.61
54.0-55.0	25.6	2.3	230.9	0.92	92.52
55.0-56.0	23.7	2.1	233.0	0.86	93.38
56.0-57.0	21.8	2.0	235.0	0.80	94.18
57.0-58.0	19.9	1.8	236.9	0.74	94.92
58.0-59.0	17.9	1.7	238.5	0.67	95.59
59.0-60.0	15.8	1.5	240.0	0.60	96.19
60.0-61.0	13.5	1.3	241.3	0.52	96.71
61.0-62.0	11.3	1.1	242.4	0.44	97.14
62.0-63.0	9.4	0.9	243.3	0.37	97.51
63.0-64.0	8.0	0.8	244.1	0.31	97.82
64.0-65.0	7.0	0.7	244.8	0.28	98.10
65.0-66.0	6.1	0.6	245.4	0.24	98.35
66.0-67.0	5.3	0.5	245.9	0.21	98.56
67.0-68.0	4.6	0.5	246.4	0.19	98.74
68.0-69.0	3.9	0.4	246.8	0.16	98.90
69.0-70.0	3.2	0.3	247.1	0.13	99.03
70.0-71.0	2.4	0.3	247.4	0.10	99.14
71.0-72.0	1.8	0.2	247.6	0.08	99.21

C Plane (°):0.0-360.0: 30.0  
 Test Lab:  
 Test Type: TYPE C  
 Temperature:  
 Operator:

Gamma Plane (°):0.0-180.0:1.0  
 Test Device: GPM-1800B  
 Distance: 11.655 m [K=1.0000]  
 Humidity:  
 Inspector:

## Zonal Lumen (Continue 2)

Gamma [°]	I <sub>mean</sub> [cd]	Zonal Flux [lm]	Sum Zonal Flux [lm]	Rel Zonal Flux [%]	Sum Rel Zonal Flux [%]
72.0-73.0	1.4	0.1	247.7	0.06	99.27
73.0-74.0	1.0	0.1	247.8	0.04	99.31
74.0-75.0	0.7	0.1	247.9	0.03	99.34
75.0-76.0	0.5	0.0	247.9	0.02	99.36
76.0-77.0	0.4	0.0	248.0	0.02	99.38
77.0-78.0	0.4	0.0	248.0	0.02	99.39
78.0-79.0	0.4	0.0	248.1	0.02	99.41
79.0-80.0	0.4	0.0	248.1	0.02	99.42
80.0-81.0	0.3	0.0	248.1	0.01	99.44
81.0-82.0	0.3	0.0	248.2	0.01	99.45
82.0-83.0	0.3	0.0	248.2	0.01	99.47
83.0-84.0	0.3	0.0	248.2	0.01	99.48
84.0-85.0	0.3	0.0	248.3	0.01	99.49
85.0-86.0	0.3	0.0	248.3	0.01	99.51
86.0-87.0	0.3	0.0	248.3	0.01	99.52
87.0-88.0	0.2	0.0	248.4	0.01	99.53
88.0-89.0	0.2	0.0	248.4	0.01	99.54
89.0-90.0	0.2	0.0	248.4	0.01	99.55
90.0-91.0	0.2	0.0	248.4	0.01	99.56
91.0-92.0	0.2	0.0	248.4	0.01	99.56
92.0-93.0	0.2	0.0	248.5	0.01	99.57
93.0-94.0	0.2	0.0	248.5	0.01	99.58
94.0-95.0	0.1	0.0	248.5	0.01	99.59
95.0-96.0	0.1	0.0	248.5	0.01	99.59
96.0-97.0	0.1	0.0	248.5	0.01	99.60
97.0-98.0	0.1	0.0	248.5	0.01	99.60
98.0-99.0	0.1	0.0	248.6	0.00	99.61
99.0-100.0	0.1	0.0	248.6	0.00	99.61
100.0-101.0	0.1	0.0	248.6	0.00	99.61
101.0-102.0	0.1	0.0	248.6	0.00	99.62
102.0-103.0	0.1	0.0	248.6	0.00	99.62
103.0-104.0	0.1	0.0	248.6	0.00	99.62
104.0-105.0	0.1	0.0	248.6	0.00	99.62
105.0-106.0	0.0	0.0	248.6	0.00	99.63
106.0-107.0	0.0	0.0	248.6	0.00	99.63
107.0-108.0	0.0	0.0	248.6	0.00	99.63

C Plane (°):0.0-360.0: 30.0  
 Test Lab:  
 Test Type: TYPE C  
 Temperature:  
 Operator:

Gamma Plane (°):0.0-180.0:1.0  
 Test Device: GPM-1800B  
 Distance: 11.655 m [K=1.0000]  
 Humidity:  
 Inspector:

### Zonal Lumen (Continue 3)

Gamma [°]	I <sub>mean</sub> [cd]	Zonal Flux [lm]	Sum Zonal Flux [lm]	Rel Zonal Flux [%]	Sum Rel Zonal Flux [%]
108.0-109.0	0.0	0.0	248.6	0.00	99.63
109.0-110.0	0.0	0.0	248.6	0.00	99.63
110.0-111.0	0.0	0.0	248.6	0.00	99.63
111.0-112.0	0.0	0.0	248.6	0.00	99.63
112.0-113.0	0.0	0.0	248.6	0.00	99.63
113.0-114.0	0.0	0.0	248.6	0.00	99.63
114.0-115.0	0.0	0.0	248.6	0.00	99.63
115.0-116.0	0.0	0.0	248.6	0.00	99.63
116.0-117.0	0.0	0.0	248.6	0.00	99.63
117.0-118.0	0.0	0.0	248.6	0.00	99.64
118.0-119.0	0.0	0.0	248.6	0.00	99.64
119.0-120.0	0.1	0.0	248.6	0.00	99.64
120.0-121.0	0.1	0.0	248.6	0.00	99.64
121.0-122.0	0.1	0.0	248.6	0.00	99.64
122.0-123.0	0.1	0.0	248.7	0.00	99.65
123.0-124.0	0.1	0.0	248.7	0.00	99.65
124.0-125.0	0.1	0.0	248.7	0.00	99.65
125.0-126.0	0.1	0.0	248.7	0.00	99.66
126.0-127.0	0.1	0.0	248.7	0.00	99.66
127.0-128.0	0.1	0.0	248.7	0.00	99.66
128.0-129.0	0.1	0.0	248.7	0.00	99.67
129.0-130.0	0.1	0.0	248.7	0.00	99.67
130.0-131.0	0.1	0.0	248.7	0.00	99.68
131.0-132.0	0.2	0.0	248.7	0.01	99.68
132.0-133.0	0.2	0.0	248.8	0.01	99.69
133.0-134.0	0.2	0.0	248.8	0.01	99.69
134.0-135.0	0.2	0.0	248.8	0.01	99.70
135.0-136.0	0.2	0.0	248.8	0.01	99.71
136.0-137.0	0.2	0.0	248.8	0.01	99.71
137.0-138.0	0.2	0.0	248.8	0.01	99.72
138.0-139.0	0.2	0.0	248.8	0.01	99.73
139.0-140.0	0.3	0.0	248.9	0.01	99.73
140.0-141.0	0.3	0.0	248.9	0.01	99.74
141.0-142.0	0.3	0.0	248.9	0.01	99.75
142.0-143.0	0.3	0.0	248.9	0.01	99.76
143.0-144.0	0.3	0.0	248.9	0.01	99.76

C Plane (°):0.0-360.0: 30.0  
 Test Lab:  
 Test Type: TYPE C  
 Temperature:  
 Operator:

Gamma Plane (°):0.0-180.0:1.0  
 Test Device: GPM-1800B  
 Distance: 11.655 m [K=1.0000]  
 Humidity:  
 Inspector:

### Zonal Lumen (Continue 4)

Gamma [°]	I <sub>mean</sub> [cd]	Zonal Flux [lm]	Sum Zonal Flux [lm]	Rel Zonal Flux [%]	Sum Rel Zonal Flux [%]
144.0-145.0	0.3	0.0	249.0	0.01	99.77
145.0-146.0	0.4	0.0	249.0	0.01	99.78
146.0-147.0	0.4	0.0	249.0	0.01	99.79
147.0-148.0	0.4	0.0	249.0	0.01	99.80
148.0-149.0	0.4	0.0	249.1	0.01	99.81
149.0-150.0	0.4	0.0	249.1	0.01	99.82
150.0-151.0	0.4	0.0	249.1	0.01	99.83
151.0-152.0	0.4	0.0	249.1	0.01	99.84
152.0-153.0	0.4	0.0	249.1	0.01	99.84
153.0-154.0	0.5	0.0	249.2	0.01	99.85
154.0-155.0	0.5	0.0	249.2	0.01	99.86
155.0-156.0	0.5	0.0	249.2	0.01	99.87
156.0-157.0	0.5	0.0	249.2	0.01	99.88
157.0-158.0	0.5	0.0	249.3	0.01	99.89
158.0-159.0	0.5	0.0	249.3	0.01	99.90
159.0-160.0	0.5	0.0	249.3	0.01	99.91
160.0-161.0	0.6	0.0	249.3	0.01	99.91
161.0-162.0	0.6	0.0	249.3	0.01	99.92
162.0-163.0	0.6	0.0	249.4	0.01	99.93
163.0-164.0	0.6	0.0	249.4	0.01	99.94
164.0-165.0	0.6	0.0	249.4	0.01	99.95
165.0-166.0	0.6	0.0	249.4	0.01	99.95
166.0-167.0	0.6	0.0	249.4	0.01	99.96
167.0-168.0	0.6	0.0	249.4	0.01	99.96
168.0-169.0	0.6	0.0	249.5	0.01	99.97
169.0-170.0	0.6	0.0	249.5	0.01	99.97
170.0-171.0	0.6	0.0	249.5	0.00	99.98
171.0-172.0	0.7	0.0	249.5	0.00	99.98
172.0-173.0	0.7	0.0	249.5	0.00	99.99
173.0-174.0	0.7	0.0	249.5	0.00	99.99
174.0-175.0	0.7	0.0	249.5	0.00	99.99
175.0-176.0	0.7	0.0	249.5	0.00	100.00
176.0-177.0	0.7	0.0	249.5	0.00	100.00
177.0-178.0	0.7	0.0	249.5	0.00	100.00
178.0-179.0	0.7	0.0	249.5	0.00	100.00
179.0-180.0	0.7	0.0	249.5	0.00	100.00

C Plane (°):0.0-360.0: 30.0  
 Test Lab:  
 Test Type: TYPE C  
 Temperature:  
 Operator:

Gamma Plane (°):0.0-180.0:1.0  
 Test Device: GPM-1800B  
 Distance: 11.655 m [K=1.0000]  
 Humidity:  
 Inspector:



## Zonal Lumen (Continue 5)

cone flux(90°): 199.15 lm

%lum = 79.8%

%lamp = 79.8%

cone flux(120°): 240.03 lm

%lum = 96.2%

%lamp = 96.2%

---

C Plane (°):0.0-360.0: 30.0

Test Lab:

Test Type: TYPE C

Temperature:

Operator:

Gamma Plane (°):0.0-180.0:1.0

Test Device: GPM-1800B

Distance: 11.655 m [K=1.0000]

Humidity:

Inspector:

## Candlepower Table

Unit: cd

G\C	C0.0	C30.0	C60.0	C90.0	C120.0	C150.0	C180.0	C210.0	C240.0	C270.0
G0.0	161.6	161.5	161.6	161.5	161.5	161.4	161.6	161.5	161.6	161.5
G1.0	161.6	162.1	162.5	162.5	162.4	161.9	161.4	160.7	160.3	160.2
G2.0	161.6	162.5	163.3	163.3	163.1	162.1	160.9	159.6	159.0	158.8
G3.0	161.4	162.8	163.9	164.1	163.8	162.3	160.4	158.5	157.7	157.8
G4.0	161.2	162.9	164.4	164.8	164.0	162.1	159.7	157.6	156.6	156.5
G5.0	160.8	162.9	164.5	165.0	164.0	161.8	158.9	156.4	155.4	155.1
G6.0	160.3	162.9	164.6	165.2	163.9	161.1	158.0	155.1	153.9	153.3
G7.0	159.8	162.9	164.9	165.5	163.5	160.5	156.5	153.5	152.1	151.2
G8.0	159.3	163.0	165.3	165.8	163.2	159.5	155.1	151.5	149.8	148.8
G9.0	159.0	163.2	166.0	166.0	162.7	158.2	153.5	149.4	147.5	146.4
G10.0	158.6	163.5	166.7	166.4	162.2	157.0	151.7	147.1	144.8	143.7
G11.0	158.2	163.8	167.3	166.6	161.8	155.8	150.0	144.6	142.0	140.9
G12.0	157.7	164.3	167.9	166.9	161.2	154.1	147.9	142.0	138.8	138.3
G13.0	157.4	164.8	169.0	167.2	160.7	152.7	146.0	139.5	135.9	135.7
G14.0	157.2	165.4	169.8	167.5	160.1	151.3	143.8	137.1	133.2	133.1
G15.0	157.1	166.2	170.7	168.1	159.5	149.9	141.6	134.4	130.1	130.5
G16.0	157.1	167.2	171.8	168.7	159.2	148.3	139.3	131.6	127.2	127.6
G17.0	157.4	168.2	173.3	169.6	159.0	147.0	137.2	128.9	124.2	125.2
G18.0	157.8	169.4	174.7	170.3	158.7	145.9	135.1	126.2	121.4	122.9
G19.0	157.8	170.6	176.1	171.0	158.3	144.8	133.2	123.6	118.7	120.5
G20.0	157.7	171.6	177.4	171.6	158.0	143.4	131.1	121.1	116.0	118.0
G21.0	157.4	172.4	178.6	171.9	157.4	141.9	128.9	118.3	112.6	114.8
G22.0	157.1	172.9	179.4	171.9	156.7	140.3	126.3	115.7	109.2	111.7
G23.0	156.6	173.1	179.6	171.6	155.6	138.5	123.8	112.6	105.8	108.2
G24.0	155.9	173.3	179.6	171.3	154.4	136.5	121.3	109.3	102.6	105.0
G25.0	155.0	173.4	179.5	170.6	152.8	134.3	118.8	106.2	98.9	101.9
G26.0	153.7	173.4	179.4	169.8	151.0	132.2	116.2	102.9	96.3	98.7
G27.0	152.1	173.1	179.4	169.0	149.1	130.1	113.7	99.4	93.0	95.6
G28.0	150.4	172.6	179.0	167.9	147.2	127.9	111.3	96.3	84.0	71.6
G29.0	148.7	172.0	178.6	166.4	145.4	125.5	108.5	92.9	51.9	45.4
G30.0	147.1	171.4	178.0	165.0	143.7	123.2	105.5	89.7	37.1	37.4
G31.0	145.3	170.3	176.7	163.5	142.1	121.0	102.4	84.8	36.1	37.2
G32.0	143.4	169.1	175.2	161.8	140.5	118.8	99.5	62.6	35.9	36.7
G33.0	141.2	167.6	173.2	159.3	138.8	116.8	96.6	44.9	35.4	35.5
G34.0	139.1	165.7	170.8	156.9	136.9	115.0	93.7	40.2	32.9	31.8
G35.0	136.2	163.3	168.4	154.0	134.6	113.1	91.0	39.1	28.3	25.7
G36.0	131.4	160.1	165.7	151.1	132.3	110.9	87.9	38.3	20.0	15.1

C Plane (°):0.0-360.0: 30.0

Test Lab:

Test Type: TYPE C

Temperature:

Operator:

Gamma Plane (°):0.0-180.0:1.0

Test Device: GPM-1800B

Distance: 11.655 m [K=1.0000]

Humidity:

Inspector:

## Candlepower Table (Continue 1)

Unit: cd

G\C	C0.0	C30.0	C60.0	C90.0	C120.0	C150.0	C180.0	C210.0	C240.0	C270.0
G37.0	114.5	156.4	162.4	147.7	129.7	108.8	85.5	37.1	11.1	6.9
G38.0	98.2	152.1	158.3	144.5	126.4	106.1	80.9	35.1	4.6	2.5
G39.0	89.3	148.0	154.3	140.6	123.2	103.5	68.9	32.6	0.6	0.0
G40.0	84.2	143.6	150.1	136.7	120.0	100.7	58.0	27.7	0.2	0.0
G41.0	82.3	139.1	145.5	132.8	116.7	97.7	53.8	21.2	0.2	0.0
G42.0	79.0	134.1	140.5	128.4	113.3	94.6	53.2	12.9	0.1	0.0
G43.0	74.3	129.3	135.1	124.1	109.7	91.3	51.8	5.8	0.1	0.0
G44.0	69.2	124.5	130.0	119.7	105.9	87.7	49.6	1.4	0.1	0.0
G45.0	63.8	118.8	124.8	114.4	102.4	84.3	47.7	0.8	0.1	0.0
G46.0	56.6	113.6	119.3	109.8	98.5	80.8	45.1	0.7	0.0	0.0
G47.0	47.0	105.1	113.1	105.1	94.1	77.4	41.2	0.7	0.0	0.0
G48.0	33.6	94.1	107.6	100.2	90.2	73.7	35.8	0.6	0.0	0.0
G49.0	23.3	84.2	101.9	95.1	86.3	67.3	29.2	0.6	0.0	0.0
G50.0	11.9	77.7	95.8	90.4	82.5	60.5	22.9	0.6	0.0	0.0
G51.0	4.7	72.2	90.3	85.9	78.3	55.4	14.3	0.6	0.0	0.0
G52.0	1.1	66.4	85.1	81.4	74.4	51.5	7.4	0.6	0.0	0.0
G53.0	0.9	61.8	80.3	76.9	70.4	48.4	3.0	0.6	0.0	0.0
G54.0	0.9	56.5	75.0	72.1	66.5	46.0	1.4	0.6	0.0	0.0
G55.0	0.8	50.6	70.3	67.7	62.1	42.3	1.3	0.6	0.0	0.0
G56.0	0.8	45.0	65.7	63.6	58.3	37.8	1.3	0.5	0.0	0.0
G57.0	0.8	39.3	61.2	59.0	54.7	33.5	1.2	0.5	0.0	0.0
G58.0	0.8	32.2	56.3	55.0	50.8	30.6	1.2	0.5	0.0	0.0
G59.0	0.7	23.9	51.4	50.9	47.2	26.7	1.1	0.4	0.0	0.0
G60.0	0.7	16.3	46.0	46.8	43.7	21.0	1.1	0.4	0.0	0.0
G61.0	0.7	9.0	39.8	42.4	39.2	15.8	1.1	0.4	0.0	0.0
G62.0	0.7	3.1	34.2	38.0	34.9	9.8	1.0	0.3	0.0	0.0
G63.0	0.6	1.3	29.0	34.1	31.2	5.3	1.0	0.3	0.0	0.0
G64.0	0.6	0.9	25.1	30.5	28.3	2.4	1.0	0.2	0.0	0.0
G65.0	0.6	0.9	21.6	27.4	25.3	1.5	0.9	0.2	0.0	0.0
G66.0	0.6	0.9	17.4	24.1	22.3	1.4	0.9	0.2	0.0	0.0
G67.0	0.5	0.9	14.4	20.7	19.8	1.3	0.9	0.0	0.0	0.0
G68.0	0.5	0.8	11.8	18.4	17.6	1.3	0.8	0.0	0.0	0.0
G69.0	0.5	0.8	8.6	16.1	15.1	1.2	0.8	0.0	0.0	0.0
G70.0	0.4	0.8	5.4	14.0	11.2	1.2	0.7	0.0	0.0	0.0
G71.0	0.4	0.8	1.9	12.2	7.6	1.1	0.7	0.0	0.0	0.0
G72.0	0.3	0.7	1.0	10.7	4.2	1.1	0.6	0.0	0.0	0.0
G73.0	0.3	0.7	0.9	8.5	1.7	1.1	0.6	0.0	0.0	0.0

C Plane (°):0.0-360.0: 30.0

Test Lab:

Test Type: TYPE C

Temperature:

Operator:

Gamma Plane (°):0.0-180.0:1.0

Test Device: GPM-1800B

Distance: 11.655 m [K=1.0000]

Humidity:

Inspector:

## Candlepower Table (Continue 2)

Unit: cd

G\C	C0.0	C30.0	C60.0	C90.0	C120.0	C150.0	C180.0	C210.0	C240.0	C270.0
G74.0	0.3	0.7	0.9	5.6	1.1	1.0	0.5	0.0	0.0	0.0
G75.0	0.2	0.6	0.8	1.6	1.1	1.0	0.5	0.0	0.0	0.0
G76.0	0.2	0.6	0.8	1.1	1.1	1.0	0.4	0.0	0.0	0.0
G77.0	0.2	0.6	0.8	1.0	1.0	0.9	0.4	0.0	0.0	0.0
G78.0	0.1	0.6	0.8	1.0	1.0	0.9	0.3	0.0	0.0	0.0
G79.0	0.1	0.5	0.8	1.0	1.0	0.8	0.3	0.0	0.0	0.0
G80.0	0.0	0.5	0.7	0.9	1.0	0.8	0.2	0.0	0.0	0.0
G81.0	0.0	0.5	0.7	0.9	0.9	0.8	0.2	0.0	0.0	0.0
G82.0	0.0	0.5	0.7	0.9	0.9	0.8	0.2	0.0	0.0	0.0
G83.0	0.0	0.4	0.7	0.9	0.9	0.7	0.1	0.0	0.0	0.0
G84.0	0.0	0.4	0.6	0.9	0.9	0.7	0.0	0.0	0.0	0.0
G85.0	0.0	0.3	0.6	0.9	0.8	0.6	0.0	0.0	0.0	0.0
G86.0	0.0	0.3	0.6	0.8	0.8	0.6	0.0	0.0	0.0	0.0
G87.0	0.0	0.3	0.6	0.8	0.8	0.6	0.0	0.0	0.0	0.0
G88.0	0.0	0.3	0.6	0.8	0.7	0.5	0.0	0.0	0.0	0.0
G89.0	0.0	0.2	0.5	0.8	0.7	0.5	0.0	0.0	0.0	0.0
G90.0	0.0	0.2	0.5	0.7	0.7	0.4	0.0	0.0	0.0	0.0
G91.0	0.0	0.2	0.4	0.7	0.6	0.4	0.0	0.0	0.0	0.0
G92.0	0.0	0.1	0.4	0.7	0.6	0.4	0.0	0.0	0.0	0.0
G93.0	0.0	0.1	0.4	0.6	0.6	0.3	0.0	0.0	0.0	0.0
G94.0	0.0	0.0	0.4	0.6	0.5	0.3	0.0	0.0	0.0	0.0
G95.0	0.0	0.0	0.3	0.6	0.5	0.3	0.0	0.0	0.0	0.0
G96.0	0.0	0.0	0.3	0.5	0.5	0.2	0.0	0.0	0.0	0.0
G97.0	0.0	0.0	0.3	0.5	0.5	0.2	0.0	0.0	0.0	0.0
G98.0	0.0	0.0	0.3	0.5	0.4	0.2	0.0	0.0	0.0	0.0
G99.0	0.0	0.0	0.3	0.4	0.4	0.1	0.0	0.0	0.0	0.0
G100.0	0.0	0.0	0.2	0.4	0.3	0.0	0.0	0.0	0.0	0.0
G101.0	0.0	0.0	0.2	0.4	0.3	0.0	0.0	0.0	0.0	0.0
G102.0	0.0	0.0	0.2	0.4	0.3	0.0	0.0	0.0	0.0	0.0
G103.0	0.0	0.0	0.2	0.3	0.3	0.0	0.0	0.0	0.0	0.0
G104.0	0.0	0.0	0.1	0.3	0.2	0.0	0.0	0.0	0.0	0.0
G105.0	0.0	0.0	0.1	0.3	0.2	0.0	0.0	0.0	0.0	0.0
G106.0	0.0	0.0	0.0	0.2	0.2	0.0	0.0	0.0	0.0	0.0
G107.0	0.0	0.0	0.0	0.2	0.1	0.0	0.0	0.0	0.0	0.0
G108.0	0.0	0.0	0.0	0.2	0.1	0.0	0.0	0.0	0.0	0.0
G109.0	0.0	0.0	0.0	0.2	0.0	0.0	0.0	0.0	0.0	0.0
G110.0	0.0	0.0	0.0	0.2	0.0	0.0	0.0	0.0	0.0	0.0

C Plane (°):0.0-360.0: 30.0

Test Lab:

Test Type: TYPE C

Temperature:

Operator:

Gamma Plane (°):0.0-180.0:1.0

Test Device: GPM-1800B

Distance: 11.655 m [K=1.0000]

Humidity:

Inspector:

## Candlepower Table (Continue 3)

Unit: cd

G\C	C0.0	C30.0	C60.0	C90.0	C120.0	C150.0	C180.0	C210.0	C240.0	C270.0
G111.0	0.0	0.0	0.0	0.0	0.0	0.0	0.0	0.0	0.0	0.0
G112.0	0.0	0.0	0.0	0.0	0.0	0.0	0.0	0.0	0.0	0.0
G113.0	0.0	0.0	0.0	0.0	0.0	0.0	0.0	0.0	0.1	0.0
G114.0	0.0	0.0	0.0	0.0	0.0	0.0	0.0	0.0	0.1	0.0
G115.0	0.0	0.0	0.0	0.0	0.0	0.0	0.0	0.0	0.1	0.1
G116.0	0.0	0.0	0.0	0.0	0.0	0.0	0.0	0.0	0.2	0.1
G117.0	0.0	0.0	0.0	0.0	0.0	0.0	0.0	0.0	0.2	0.1
G118.0	0.0	0.0	0.0	0.0	0.0	0.0	0.0	0.0	0.2	0.1
G119.0	0.0	0.0	0.0	0.0	0.0	0.0	0.0	0.1	0.2	0.2
G120.0	0.0	0.0	0.0	0.0	0.0	0.0	0.0	0.1	0.2	0.2
G121.0	0.0	0.0	0.0	0.0	0.0	0.0	0.0	0.1	0.2	0.2
G122.0	0.0	0.0	0.0	0.0	0.0	0.0	0.0	0.2	0.2	0.2
G123.0	0.0	0.0	0.0	0.0	0.0	0.0	0.0	0.2	0.2	0.3
G124.0	0.0	0.0	0.0	0.0	0.0	0.0	0.0	0.2	0.2	0.3
G125.0	0.0	0.0	0.0	0.0	0.0	0.0	0.0	0.2	0.3	0.3
G126.0	0.0	0.0	0.0	0.0	0.0	0.0	0.0	0.2	0.3	0.3
G127.0	0.0	0.0	0.0	0.0	0.0	0.0	0.0	0.2	0.3	0.3
G128.0	0.0	0.0	0.0	0.0	0.0	0.0	0.1	0.3	0.3	0.3
G129.0	0.0	0.0	0.0	0.0	0.0	0.0	0.1	0.3	0.3	0.4
G130.0	0.0	0.0	0.0	0.0	0.0	0.0	0.1	0.3	0.3	0.4
G131.0	0.1	0.0	0.0	0.0	0.0	0.0	0.2	0.3	0.4	0.4
G132.0	0.1	0.0	0.0	0.0	0.0	0.0	0.2	0.3	0.4	0.4
G133.0	0.1	0.0	0.0	0.0	0.0	0.0	0.2	0.3	0.4	0.4
G134.0	0.1	0.0	0.0	0.0	0.0	0.0	0.2	0.4	0.4	0.4
G135.0	0.2	0.0	0.0	0.0	0.0	0.0	0.2	0.4	0.4	0.4
G136.0	0.2	0.0	0.0	0.0	0.0	0.0	0.3	0.4	0.4	0.5
G137.0	0.2	0.0	0.0	0.0	0.0	0.1	0.3	0.4	0.5	0.5
G138.0	0.2	0.0	0.0	0.0	0.0	0.1	0.3	0.4	0.5	0.5
G139.0	0.2	0.1	0.0	0.0	0.0	0.1	0.3	0.4	0.5	0.5
G140.0	0.2	0.1	0.0	0.0	0.0	0.2	0.3	0.4	0.5	0.5
G141.0	0.2	0.1	0.0	0.0	0.0	0.2	0.3	0.4	0.5	0.6
G142.0	0.2	0.2	0.0	0.1	0.1	0.2	0.3	0.5	0.5	0.6
G143.0	0.3	0.2	0.0	0.1	0.1	0.2	0.3	0.5	0.6	0.6
G144.0	0.3	0.2	0.0	0.1	0.2	0.2	0.3	0.5	0.6	0.6
G145.0	0.3	0.2	0.0	0.1	0.2	0.3	0.4	0.5	0.6	0.6
G146.0	0.3	0.2	0.1	0.2	0.2	0.3	0.4	0.5	0.6	0.7
G147.0	0.3	0.2	0.1	0.2	0.2	0.3	0.4	0.5	0.6	0.6

C Plane (°):0.0-360.0: 30.0

Test Lab:

Test Type: TYPE C

Temperature:

Operator:

Gamma Plane (°):0.0-180.0:1.0

Test Device: GPM-1800B

Distance: 11.655 m [K=1.0000]

Humidity:

Inspector:

## Candlepower Table (Continue 4)

Unit: cd

G\C	C0.0	C30.0	C60.0	C90.0	C120.0	C150.0	C180.0	C210.0	C240.0	C270.0
G148.0	0.3	0.2	0.1	0.2	0.2	0.3	0.4	0.6	0.6	0.6
G149.0	0.3	0.2	0.2	0.2	0.2	0.3	0.4	0.6	0.6	0.6
G150.0	0.3	0.3	0.2	0.2	0.3	0.3	0.4	0.6	0.7	0.7
G151.0	0.4	0.3	0.2	0.3	0.3	0.3	0.4	0.6	0.7	0.6
G152.0	0.4	0.3	0.2	0.3	0.3	0.4	0.5	0.6	0.7	0.6
G153.0	0.4	0.3	0.2	0.3	0.3	0.4	0.5	0.6	0.7	0.6
G154.0	0.4	0.3	0.2	0.3	0.3	0.4	0.5	0.6	0.7	0.6
G155.0	0.4	0.3	0.3	0.3	0.5	0.4	0.5	0.6	0.7	0.6
G156.0	0.4	0.4	0.3	0.3	0.3	0.4	0.5	0.7	0.7	0.7
G157.0	0.4	0.4	0.3	0.3	0.4	0.4	0.5	0.7	0.7	0.7
G158.0	0.5	0.4	0.3	0.3	0.4	0.4	0.5	0.7	0.7	0.7
G159.0	0.5	0.4	0.3	0.3	0.4	0.5	0.5	0.7	0.7	0.7
G160.0	0.5	0.4	0.3	0.4	0.4	0.5	0.6	0.7	0.7	0.7
G161.0	0.5	0.4	0.3	0.4	0.4	0.5	0.6	0.7	0.7	0.7
G162.0	0.5	0.5	0.3	0.4	0.4	0.5	0.6	0.7	0.7	0.7
G163.0	0.5	0.4	0.4	0.4	0.4	0.5	0.6	0.7	0.7	0.7
G164.0	0.5	0.5	0.4	0.4	0.5	0.6	0.6	0.7	0.7	0.7
G165.0	0.6	0.5	0.4	0.4	0.5	0.6	0.6	0.7	0.7	0.7
G166.0	0.6	0.5	0.4	0.5	0.5	0.6	0.6	0.7	0.7	0.7
G167.0	0.6	0.5	0.5	0.5	0.5	0.6	0.6	0.7	0.7	0.7
G168.0	0.6	0.5	0.5	0.5	0.5	0.6	0.7	0.7	0.7	0.7
G169.0	0.6	0.5	0.5	0.5	0.6	0.6	0.7	0.7	0.7	0.7
G170.0	0.6	0.6	0.5	0.6	0.6	0.6	0.7	0.7	0.7	0.7
G171.0	0.6	0.6	0.5	0.6	0.6	0.6	0.7	0.7	0.7	0.7
G172.0	0.6	0.6	0.5	0.6	0.6	0.7	0.7	0.7	0.9	0.7
G173.0	0.6	0.6	0.6	0.6	0.6	0.7	0.7	0.7	0.7	0.7
G174.0	0.7	0.6	0.6	0.6	0.6	0.7	0.7	0.7	0.7	0.7
G175.0	0.7	0.6	0.6	0.6	0.6	0.7	0.7	0.7	0.7	0.7
G176.0	0.7	0.7	0.6	0.7	0.6	0.7	0.7	0.7	0.7	0.7
G177.0	0.7	0.7	0.6	0.7	0.7	0.7	0.7	0.7	0.7	0.7
G178.0	0.7	0.7	0.6	0.7	0.7	0.7	0.7	0.7	0.7	0.7
G179.0	0.7	0.7	0.7	0.7	0.7	0.7	0.7	0.7	0.7	0.7
G180.0	0.7	0.7	0.7	0.7	0.7	0.7	0.7	0.7	0.7	0.7

C Plane (°):0.0-360.0: 30.0

Test Lab:

Test Type: TYPE C

Temperature:

Operator:

Gamma Plane (°):0.0-180.0:1.0

Test Device: GPM-1800B

Distance: 11.655 m [K=1.0000]

Humidity:

Inspector:

## Candlepower Table (Continue 5)

Unit: cd

G\C	C300.0	C330.0	C360.0						
G0.0	161.5	161.4	161.6						
G1.0	160.5	160.9	161.6						
G2.0	159.4	160.4	161.6						
G3.0	158.5	159.7	161.4						
G4.0	157.5	159.0	161.2						
G5.0	156.2	158.2	160.8						
G6.0	154.7	157.2	160.3						
G7.0	152.8	155.9	159.8						
G8.0	150.6	154.6	159.3						
G9.0	148.4	153.2	159.0						
G10.0	146.5	151.8	158.6						
G11.0	144.3	150.5	158.2						
G12.0	142.1	149.1	157.7						
G13.0	139.9	147.8	157.4						
G14.0	137.7	146.5	157.2						
G15.0	135.7	145.4	157.1						
G16.0	133.7	144.5	157.1						
G17.0	131.8	143.7	157.4						
G18.0	130.2	142.9	157.8						
G19.0	128.1	141.9	157.8						
G20.0	125.9	140.6	157.7						
G21.0	123.2	139.2	157.4						
G22.0	119.6	137.2	157.1						
G23.0	116.8	134.8	156.6						
G24.0	113.8	132.2	155.9						
G25.0	111.1	129.8	155.0						
G26.0	108.2	127.5	153.7						
G27.0	91.1	124.7	152.1						
G28.0	57.6	121.9	150.4						
G29.0	44.9	119.8	148.7						
G30.0	43.8	101.7	147.1						
G31.0	44.0	76.1	145.3						
G32.0	43.0	62.8	143.4						
G33.0	40.8	61.0	141.2						
G34.0	35.1	60.6	139.1						
G35.0	24.9	58.7	136.2						
G36.0	13.5	56.9	131.4						

C Plane (°):0.0-360.0: 30.0

Test Lab:

Test Type: TYPE C

Temperature:

Operator:

Gamma Plane (°):0.0-180.0:1.0

Test Device: GPM-1800B

Distance: 11.655 m [K=1.0000]

Humidity:

Inspector:

## Candlepower Table (Continue 6)

Unit: cd

G\C	C300.0	C330.0	C360.0							
G37.0	5.8	53.2	114.5							
G38.0	0.3	46.3	98.2							
G39.0	0.1	36.0	89.3							
G40.0	0.1	25.1	84.2							
G41.0	0.0	11.6	82.3							
G42.0	0.0	4.2	79.0							
G43.0	0.0	0.6	74.3							
G44.0	0.0	0.5	69.2							
G45.0	0.0	0.5	63.8							
G46.0	0.0	0.4	56.6							
G47.0	0.0	0.4	47.0							
G48.0	0.0	0.4	33.6							
G49.0	0.0	0.4	23.3							
G50.0	0.0	0.4	11.9							
G51.0	0.0	0.4	4.7							
G52.0	0.0	0.4	1.1							
G53.0	0.0	0.4	0.9							
G54.0	0.0	0.4	0.9							
G55.0	0.0	0.3	0.8							
G56.0	0.0	0.3	0.8							
G57.0	0.0	0.3	0.8							
G58.0	0.0	0.3	0.8							
G59.0	0.0	0.3	0.7							
G60.0	0.0	0.2	0.7							
G61.0	0.0	0.2	0.7							
G62.0	0.0	0.2	0.7							
G63.0	0.0	0.1	0.6							
G64.0	0.0	0.0	0.6							
G65.0	0.0	0.0	0.6							
G66.0	0.0	0.0	0.6							
G67.0	0.0	0.0	0.5							
G68.0	0.0	0.0	0.5							
G69.0	0.0	0.0	0.5							
G70.0	0.0	0.0	0.4							
G71.0	0.0	0.0	0.4							
G72.0	0.0	0.0	0.3							
G73.0	0.0	0.0	0.3							

C Plane (°):0.0-360.0: 30.0  
 Test Lab:  
 Test Type: TYPE C  
 Temperature:  
 Operator:

Gamma Plane (°):0.0-180.0:1.0  
 Test Device: GPM-1800B  
 Distance: 11.655 m [K=1.0000]  
 Humidity:  
 Inspector:



## Candlepower Table (Continue 7)

Unit: cd

G\C	C300.0	C330.0	C360.0							
G74.0	0.0	0.0	0.3							
G75.0	0.0	0.0	0.2							
G76.0	0.0	0.0	0.2							
G77.0	0.0	0.0	0.2							
G78.0	0.0	0.0	0.1							
G79.0	0.0	0.0	0.1							
G80.0	0.0	0.0	0.0							
G81.0	0.0	0.0	0.0							
G82.0	0.0	0.0	0.0							
G83.0	0.0	0.0	0.0							
G84.0	0.0	0.0	0.0							
G85.0	0.0	0.0	0.0							
G86.0	0.0	0.0	0.0							
G87.0	0.0	0.0	0.0							
G88.0	0.0	0.0	0.0							
G89.0	0.0	0.0	0.0							
G90.0	0.0	0.0	0.0							
G91.0	0.0	0.0	0.0							
G92.0	0.0	0.0	0.0							
G93.0	0.0	0.0	0.0							
G94.0	0.0	0.0	0.0							
G95.0	0.0	0.0	0.0							
G96.0	0.0	0.0	0.0							
G97.0	0.0	0.0	0.0							
G98.0	0.0	0.0	0.0							
G99.0	0.0	0.0	0.0							
G100.0	0.0	0.0	0.0							
G101.0	0.0	0.0	0.0							
G102.0	0.0	0.0	0.0							
G103.0	0.0	0.0	0.0							
G104.0	0.0	0.0	0.0							
G105.0	0.0	0.0	0.0							
G106.0	0.0	0.0	0.0							
G107.0	0.0	0.0	0.0							
G108.0	0.0	0.0	0.0							
G109.0	0.0	0.0	0.0							
G110.0	0.0	0.0	0.0							

C Plane (°):0.0-360.0: 30.0  
 Test Lab:  
 Test Type: TYPE C  
 Temperature:  
 Operator:

Gamma Plane (°):0.0-180.0:1.0  
 Test Device: GPM-1800B  
 Distance: 11.655 m [K=1.0000]  
 Humidity:  
 Inspector:

## Candlepower Table (Continue 8)

Unit: cd

G\C	C300.0	C330.0	C360.0							
G111.0	0.0	0.0	0.0							
G112.0	0.0	0.0	0.0							
G113.0	0.0	0.0	0.0							
G114.0	0.0	0.0	0.0							
G115.0	0.0	0.0	0.0							
G116.0	0.1	0.0	0.0							
G117.0	0.1	0.0	0.0							
G118.0	0.1	0.0	0.0							
G119.0	0.1	0.0	0.0							
G120.0	0.2	0.0	0.0							
G121.0	0.2	0.0	0.0							
G122.0	0.2	0.0	0.0							
G123.0	0.2	0.1	0.0							
G124.0	0.2	0.1	0.0							
G125.0	0.2	0.1	0.0							
G126.0	0.3	0.1	0.0							
G127.0	0.3	0.1	0.0							
G128.0	0.3	0.2	0.0							
G129.0	0.3	0.2	0.0							
G130.0	0.3	0.2	0.0							
G131.0	0.3	0.2	0.1							
G132.0	0.3	0.2	0.1							
G133.0	0.3	0.2	0.1							
G134.0	0.4	0.3	0.1							
G135.0	0.4	0.3	0.2							
G136.0	0.4	0.3	0.2							
G137.0	0.4	0.3	0.2							
G138.0	0.4	0.3	0.2							
G139.0	0.4	0.3	0.2							
G140.0	0.4	0.3	0.2							
G141.0	0.5	0.4	0.2							
G142.0	0.5	0.4	0.2							
G143.0	0.5	0.4	0.3							
G144.0	0.5	0.4	0.3							
G145.0	0.5	0.4	0.3							
G146.0	0.5	0.4	0.3							
G147.0	0.6	0.5	0.3							

C Plane (°):0.0-360.0: 30.0

Test Lab:

Test Type: TYPE C

Temperature:

Operator:

Gamma Plane (°):0.0-180.0:1.0

Test Device: GPM-1800B

Distance: 11.655 m [K=1.0000]

Humidity:

Inspector:

## Candlepower Table (Continue 9)

Unit: cd

G\C	C300.0	C330.0	C360.0							
G148.0	0.6	0.5	0.3							
G149.0	0.6	0.5	0.3							
G150.0	0.6	0.5	0.3							
G151.0	0.6	0.5	0.4							
G152.0	0.6	0.5	0.4							
G153.0	0.6	0.6	0.4							
G154.0	0.6	0.6	0.4							
G155.0	0.6	0.7	0.4							
G156.0	0.6	0.8	0.4							
G157.0	0.6	0.8	0.4							
G158.0	0.6	0.8	0.5							
G159.0	0.6	0.8	0.5							
G160.0	0.7	0.8	0.5							
G161.0	0.7	0.8	0.5							
G162.0	0.7	0.8	0.5							
G163.0	0.7	0.9	0.5							
G164.0	0.7	0.9	0.5							
G165.0	0.7	0.9	0.6							
G166.0	0.8	0.7	0.6							
G167.0	0.7	0.6	0.6							
G168.0	0.7	0.6	0.6							
G169.0	0.7	0.7	0.6							
G170.0	0.7	0.7	0.6							
G171.0	0.7	0.7	0.6							
G172.0	0.7	0.7	0.6							
G173.0	0.7	0.7	0.6							
G174.0	0.7	0.7	0.7							
G175.0	0.7	0.7	0.7							
G176.0	0.7	0.7	0.7							
G177.0	0.7	0.7	0.7							
G178.0	0.7	0.7	0.7							
G179.0	0.7	0.7	0.7							
G180.0	0.7	0.7	0.7							

C Plane (°):0.0-360.0: 30.0  
 Test Lab:  
 Test Type: TYPE C  
 Temperature:  
 Operator:

Gamma Plane (°):0.0-180.0:1.0  
 Test Device: GPM-1800B  
 Distance: 11.655 m [K=1.0000]  
 Humidity:  
 Inspector:

## LED Average Luminance Report

Avg.L	cd/m <sup>2</sup>
L 0-180(65) av	1.#J
L 0-180(75) av	1.#J
L 0-180(85) av	-1.#J
L 90-270(65) av	1.#J
L 90-270(75) av	1.#J
L 90-270(85) av	1.#J
L 45(65) av	1.#J
L 45(75) av	1.#J
L 45(85) av	1.#J

Standard: GB/T 29293-2012

---

C Plane (°):0.0-360.0: 30.0  
Test Lab:  
Test Type: TYPE C  
Temperature:  
Operator:

Gamma Plane (°):0.0-180.0:1.0  
Test Device: GPM-1800B  
Distance: 11.655 m [K=1.0000]  
Humidity:  
Inspector: