

Report No.:

Test Time: 2023/4/26 14:30

Luminaire Property

Luminaire Manufacturer:
Luminaire Category:
Lamp Catalog:
Number of Lamps:
Luminous Length (mm):
Luminous Height (mm):
Current: 0.529 A
Power Factor: 0.924


Luminaire Description: 489108 MIRAGE-V2
Lamp Description:
Lumens per Lamp:
Luminous Width (mm):
Voltage: 12.3 V
Power: 6.35 W

Photometric Results

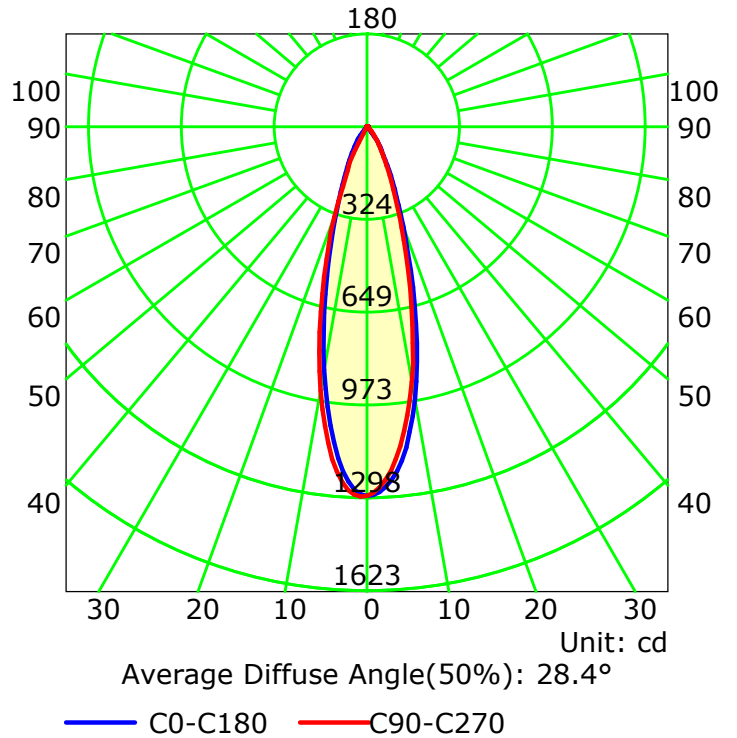
CIE Class: Direct
Measurement Flux: 387.2 lm
Downward Ratio: 100%
Horizontal Diffuse Angle(25%,50%,75%,100%): H40.9,H28.4,H18.3,H0
Vertical Diffuse Angle(25%,50%,75%,100%): V40.5,V28.4,V18.4,V1
Luminaire Efficacy Rating (LER): 61.02
Max. Intensity: 1293.2 cd
S/MH(C0/C180): 0.47

Total Rated Lamp Lumens: 387.2 lm
Efficiency: 100%
Upward Ratio: 0%
C0r0 Intensity: 1291.67 cd
Pos of Max. Intensity: H270 V1
S/MH(C90/C270): 0.47

Picture Of Luminaire



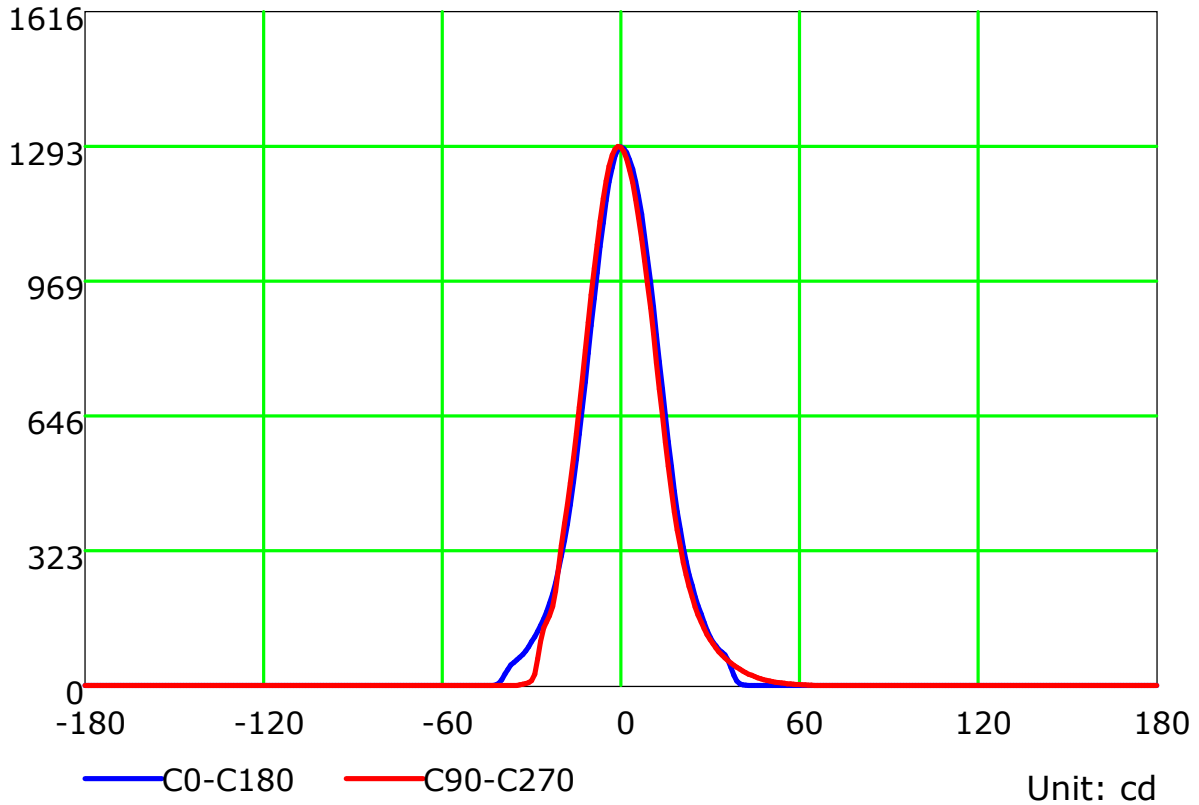
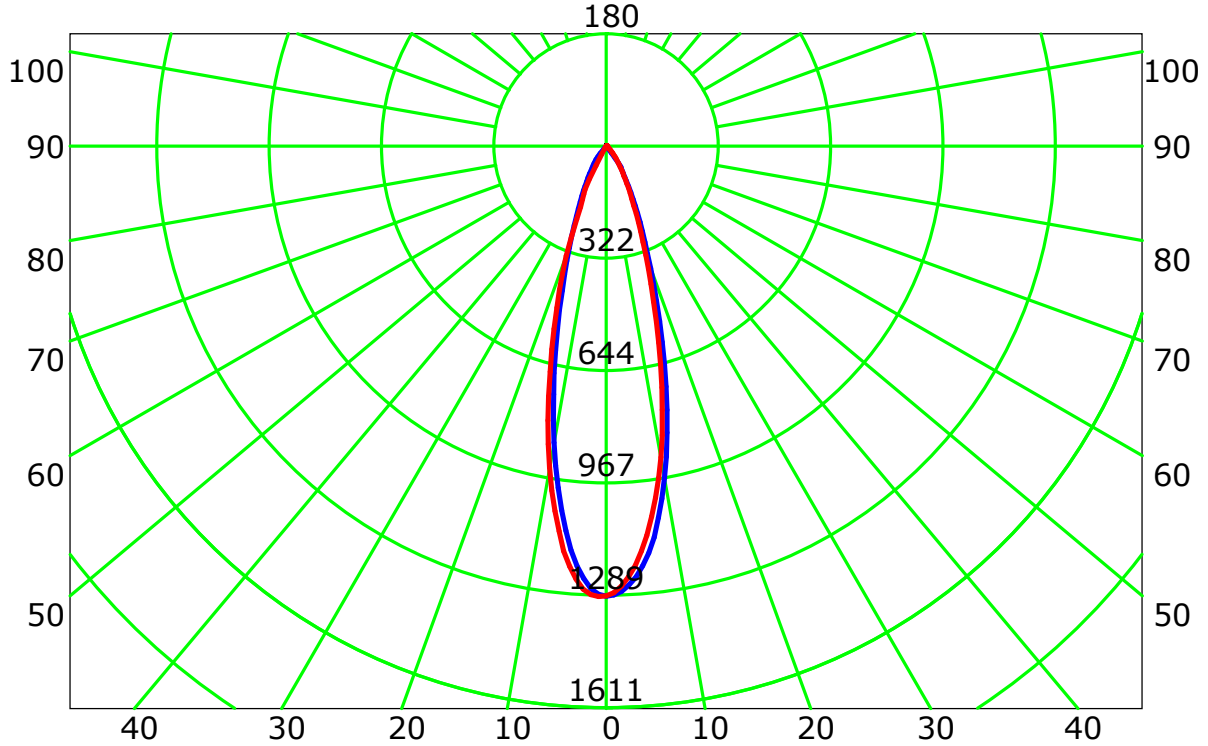
Luminous Intensity Distribution Curve



C Plane (°):0.0-360.0: 30.0
Test Lab:
Test Type: TYPE C
Temperature:
Operator:

Gamma Plane (°):0.0-180.0:1.0
Test Device: GPM-1800B
Distance: 11.655 m [K=1.0000]
Humidity:
Inspector:

Luminous Intensity Distribution Curve



C Plane (°):0.0-360.0: 30.0

Test Lab:

Test Type: TYPE C

Temperature:

Operator:

Gamma Plane (°):0.0-180.0:1.0

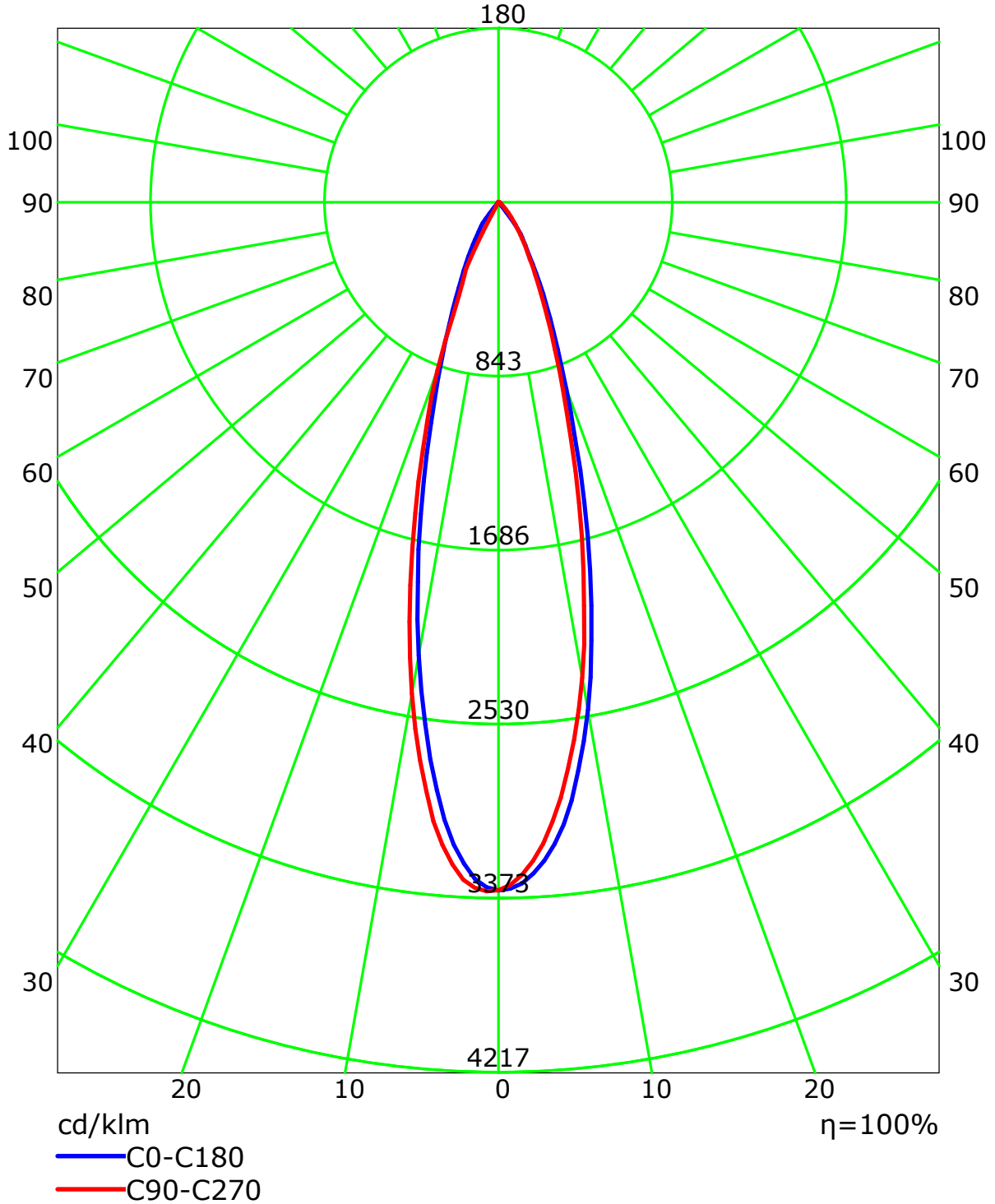
Test Device: GPM-1800B

Distance: 11.655 m [K=1.0000]

Humidity:

Inspector:

Luminous Intensity Distribution Curve(cd/klm)



C Plane (°):0.0-360.0: 30.0

Test Lab:

Test Type: TYPE C

Temperature:

Operator:

Gamma Plane (°):0.0-180.0:1.0

Test Device: GPM-1800B

Distance: 11.655 m [K=1.0000]

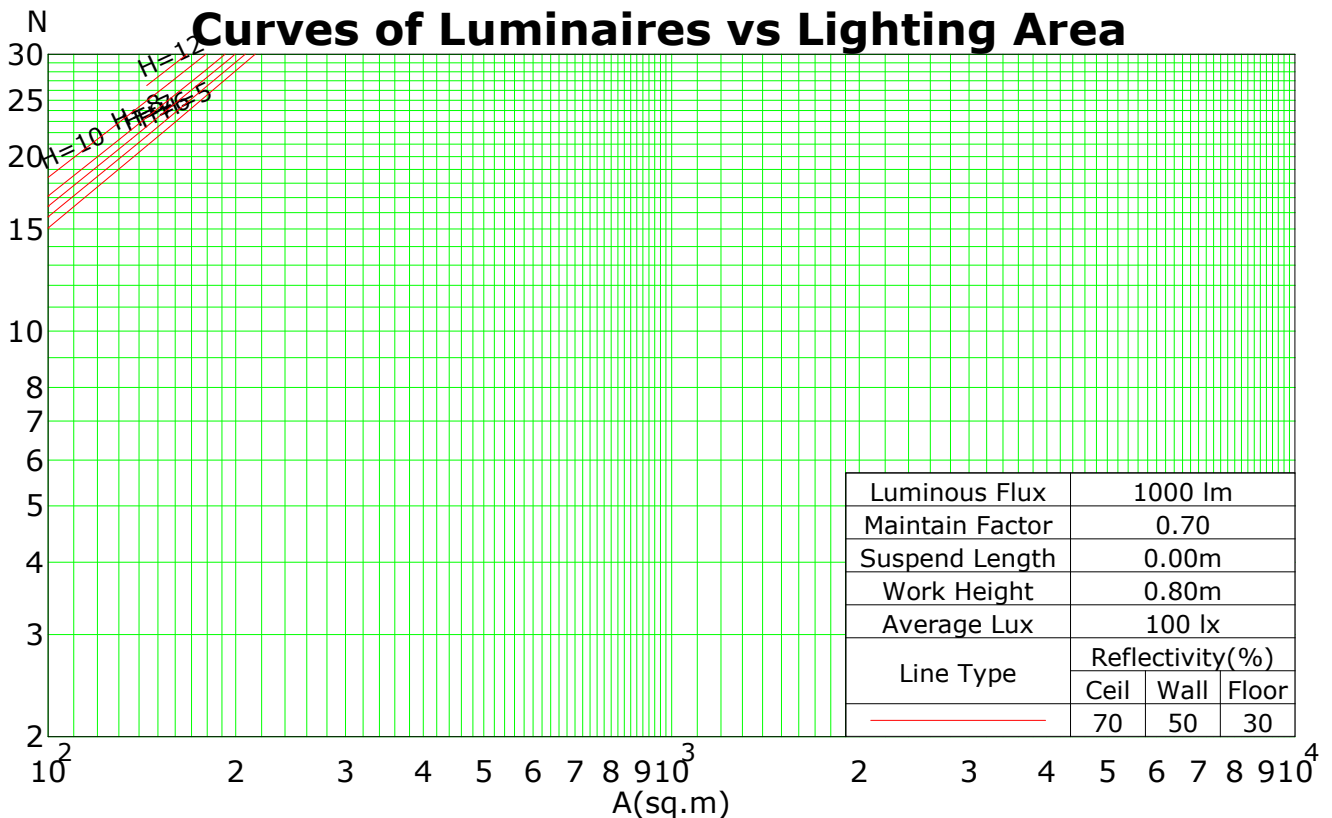
Humidity:

Inspector:

Coefficients Of Utilization - Zonal Cavity Method

RC	0.8	0.8	0.8	0.8	0.7	0.7	0.7	0.7	0.5	0.5	0.5	0.3	0.3	0.3	0.1	0.1	0.1	0
RW	0.7	0.5	0.3	0.1	0.7	0.5	0.3	0.1	0.5	0.3	0.1	0.5	0.3	0.1	0.5	0.3	0.1	0
RCR	RF = 0.2																	
0	1.19	1.19	1.19	1.19	1.16	1.16	1.16	1.16	1.11	1.11	1.11	1.06	1.06	1.06	1.02	1.02	1.02	1.00
1	1.15	1.12	1.10	1.08	1.12	1.10	1.08	1.07	1.06	1.05	1.04	1.03	1.01	1.00	0.99	0.98	0.98	0.96
2	1.10	1.07	1.03	1.01	1.08	1.05	1.02	0.99	1.02	0.99	0.97	0.99	0.97	0.95	0.96	0.95	0.93	0.92
3	1.06	1.01	0.97	0.94	1.05	1.00	0.96	0.94	0.97	0.95	0.92	0.95	0.93	0.91	0.93	0.91	0.89	0.88
4	1.03	0.97	0.92	0.89	1.01	0.96	0.92	0.89	0.94	0.90	0.88	0.92	0.89	0.87	0.90	0.88	0.86	0.84
5	0.99	0.93	0.88	0.85	0.98	0.92	0.87	0.84	0.90	0.86	0.84	0.88	0.85	0.83	0.87	0.84	0.82	0.81
6	0.96	0.89	0.84	0.81	0.94	0.88	0.84	0.81	0.87	0.83	0.80	0.85	0.82	0.79	0.84	0.81	0.79	0.78
7	0.92	0.85	0.81	0.77	0.91	0.85	0.80	0.77	0.84	0.80	0.77	0.82	0.79	0.76	0.81	0.78	0.76	0.75
8	0.89	0.82	0.77	0.74	0.88	0.82	0.77	0.74	0.81	0.77	0.74	0.80	0.76	0.74	0.79	0.76	0.73	0.72
9	0.87	0.79	0.75	0.72	0.86	0.79	0.74	0.71	0.78	0.74	0.71	0.77	0.74	0.71	0.76	0.73	0.71	0.70
10	0.84	0.76	0.72	0.69	0.83	0.76	0.72	0.69	0.75	0.71	0.69	0.75	0.71	0.69	0.74	0.71	0.68	0.67

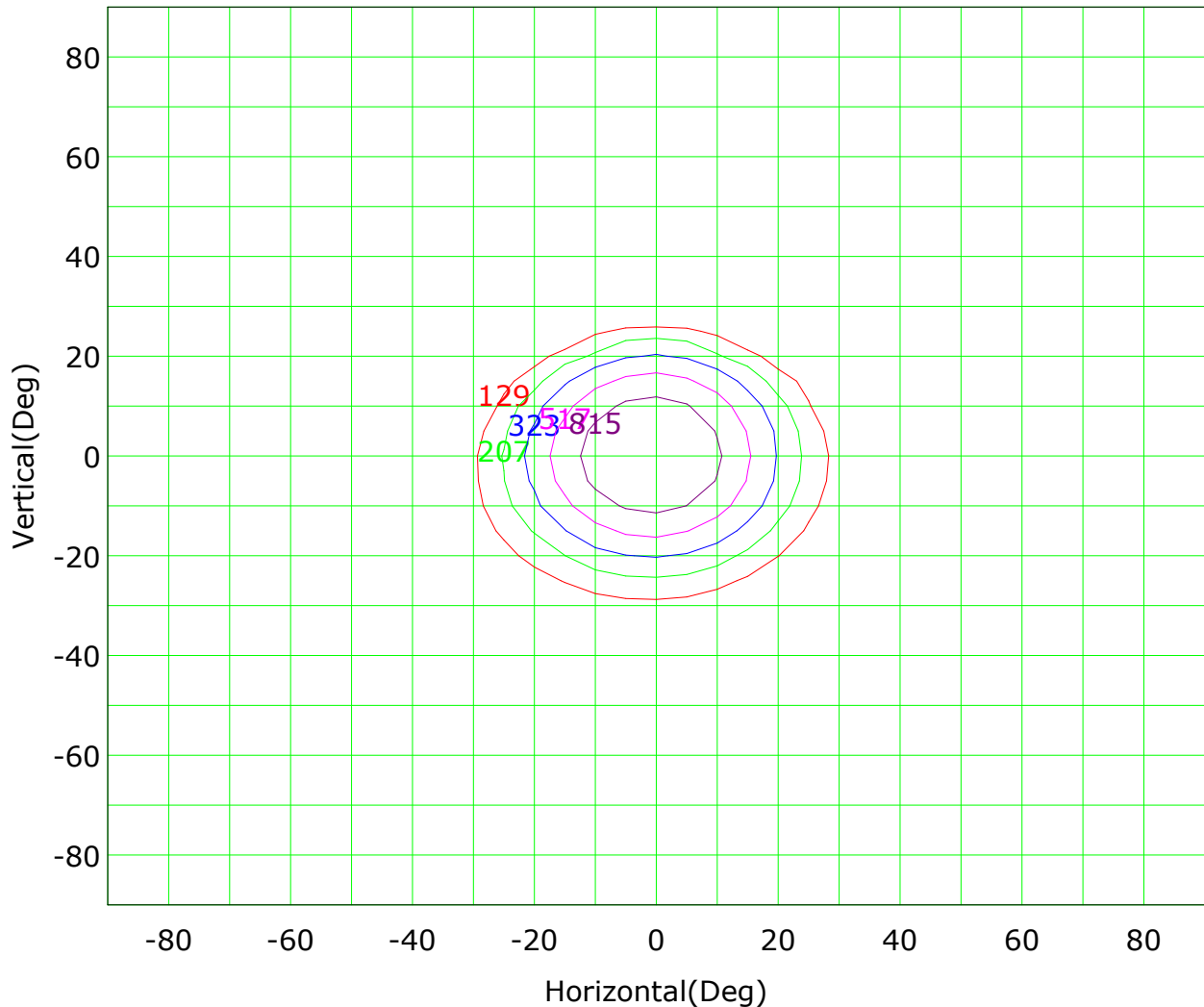
Spacing Criteria (0-180): 0.47
 Spacing Criteria (90-270): 0.47
 Spacing Criteria (Diagonal): 0.49



C Plane (°):0.0-360.0: 30.0
 Test Lab:
 Test Type: TYPE C
 Temperature:
 Operator:

Gamma Plane (°):0.0-180.0:1.0
 Test Device: GPM-1800B
 Distance: 11.655 m [K=1.0000]
 Humidity:
 Inspector:

Isocandela (rectangle)



Imax (100%): 1293 cd

— (10%):	129 cd	— (16%):	207 cd
— (25%):	323 cd	— (40%):	517 cd
— (63%):	815 cd	— (100%):	1293 cd

C Plane (°):0.0-360.0: 30.0

Test Lab:

Test Type: TYPE C

Temperature:

Operator:

Gamma Plane (°):0.0-180.0:1.0

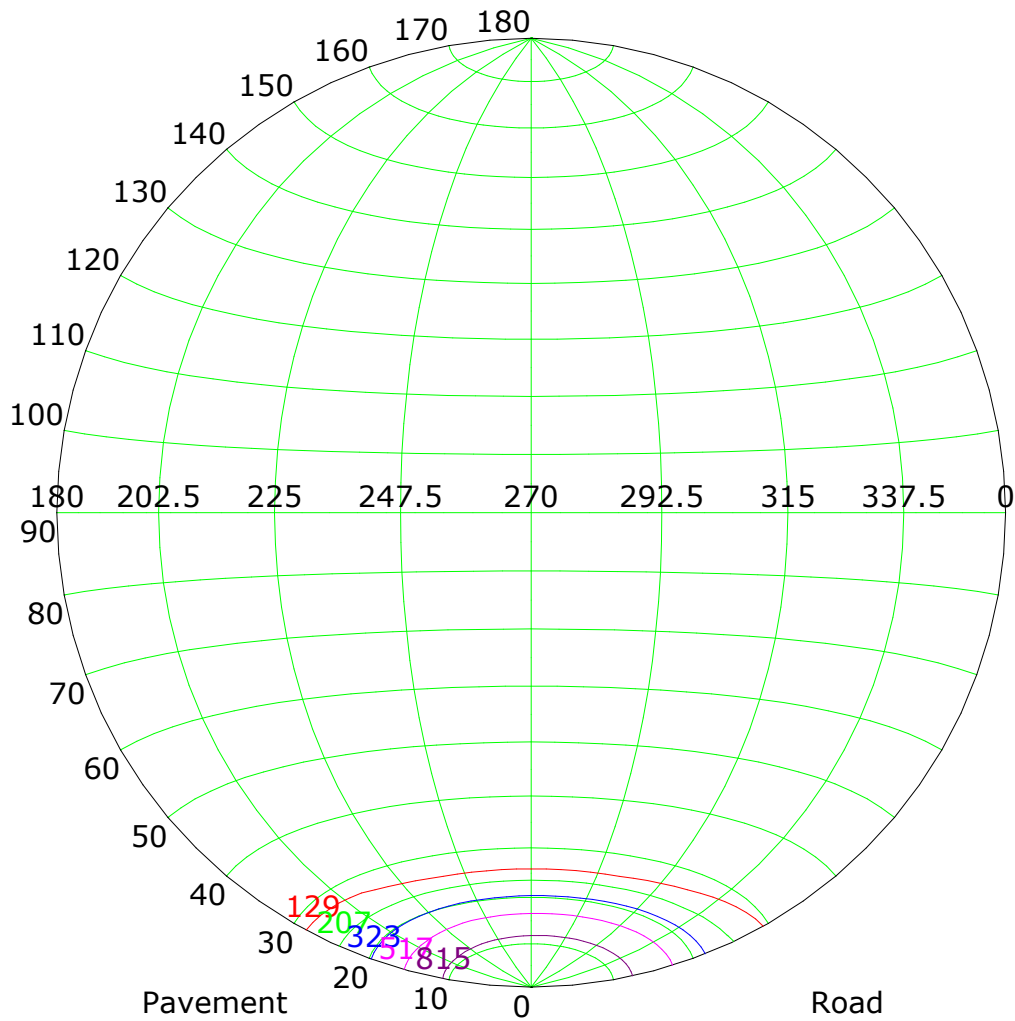
Test Device: GPM-1800B

Distance: 11.655 m [K=1.0000]

Humidity:

Inspector:

Isocandela (sphere)



Imax (100%): 1293 cd

— (10%):	129 cd	— (16%):	207 cd
— (25%):	323 cd	— (40%):	517 cd
— (63%):	815 cd	— (100%):	1293 cd

C Plane (°):0.0-360.0: 30.0

Test Lab:

Test Type: TYPE C

Temperature:

Operator:

Gamma Plane (°):0.0-180.0:1.0

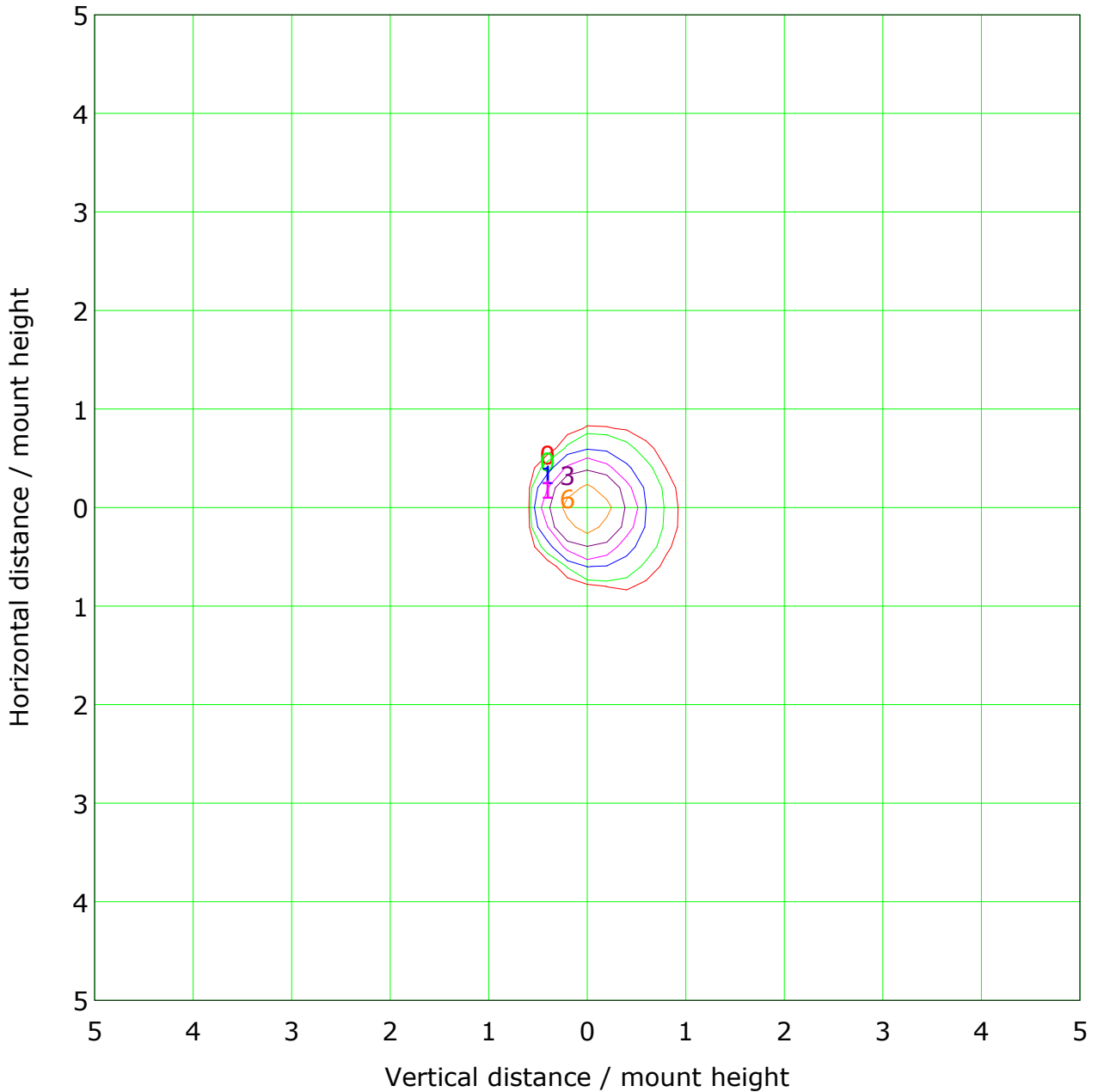
Test Device: GPM-1800B

Distance: 11.655 m [K=1.0000]

Humidity:

Inspector:

IsoLux Plot



Mounting Height: 10.0m		Max Lux(100%): 12.9 lx	
— (1%):	0.1 lx	— (2%):	0.3 lx
— (5%):	0.6 lx	— (10%):	1.3 lx
— (20%):	2.6 lx	— (50%):	6.5 lx
— (100%):	12.9 lx		

C Plane (°):0.0-360.0: 30.0

Test Lab:

Test Type: TYPE C

Temperature:

Operator:

Gamma Plane (°):0.0-180.0:1.0

Test Device: GPM-1800B

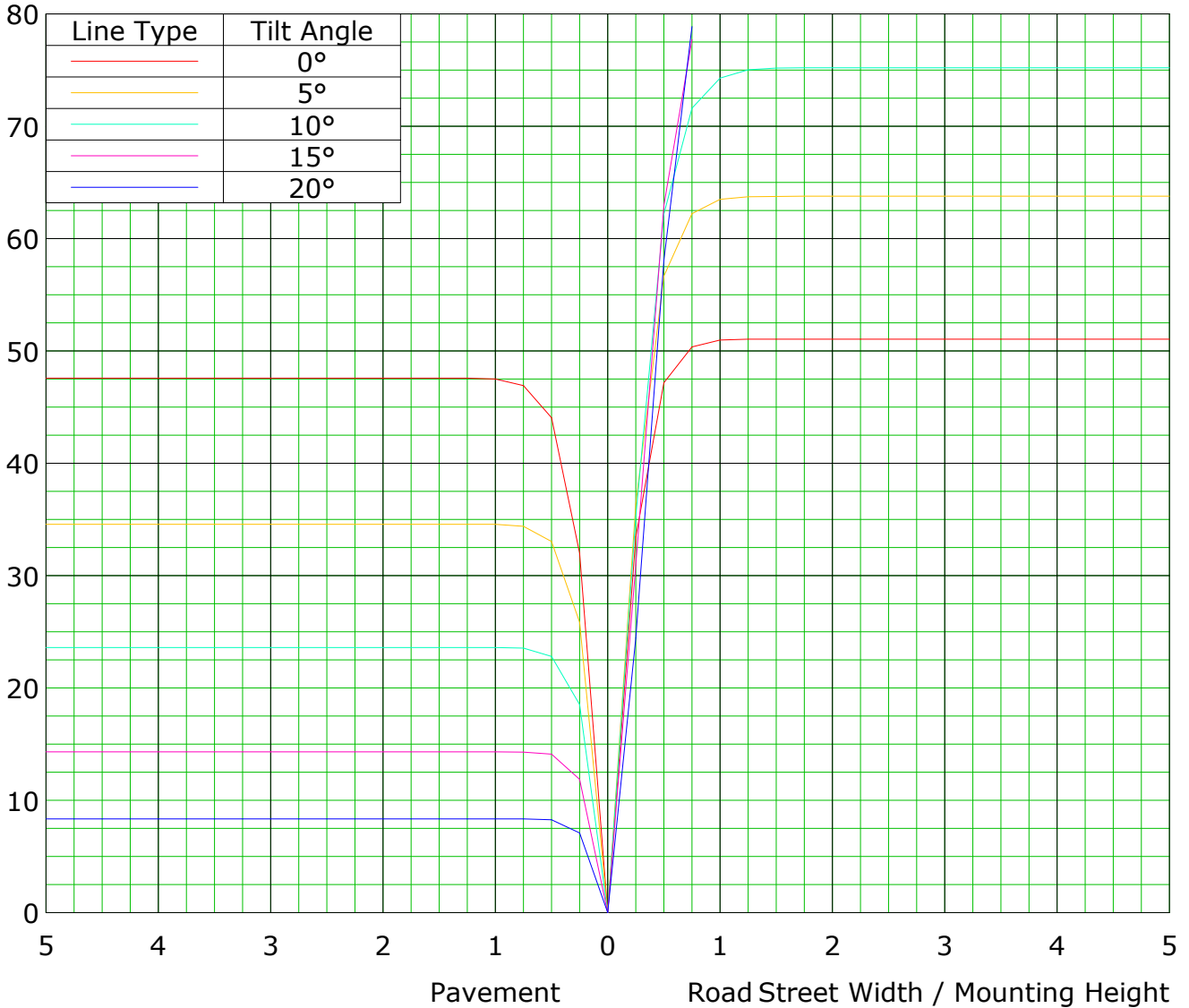
Distance: 11.655 m [K=1.0000]

Humidity:

Inspector:

Roadway CU Curve

Efficiency(%)



C Plane (°):0.0-360.0: 30.0

Test Lab:

Test Type: TYPE C

Temperature:

Operator:

Gamma Plane (°):0.0-180.0:1.0

Test Device: GPM-1800B

Distance: 11.655 m [K=1.0000]

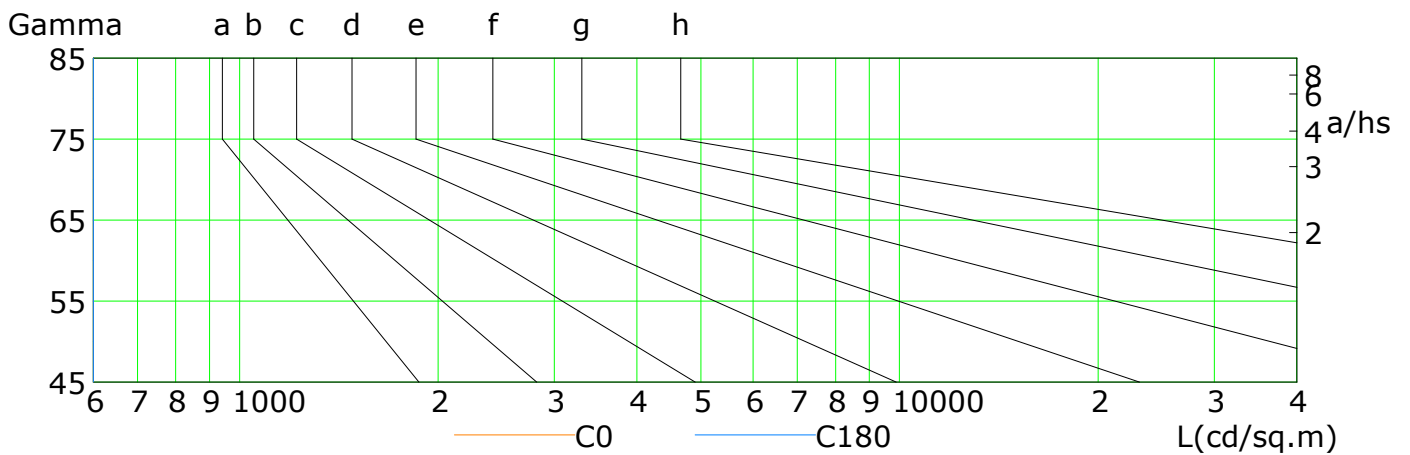
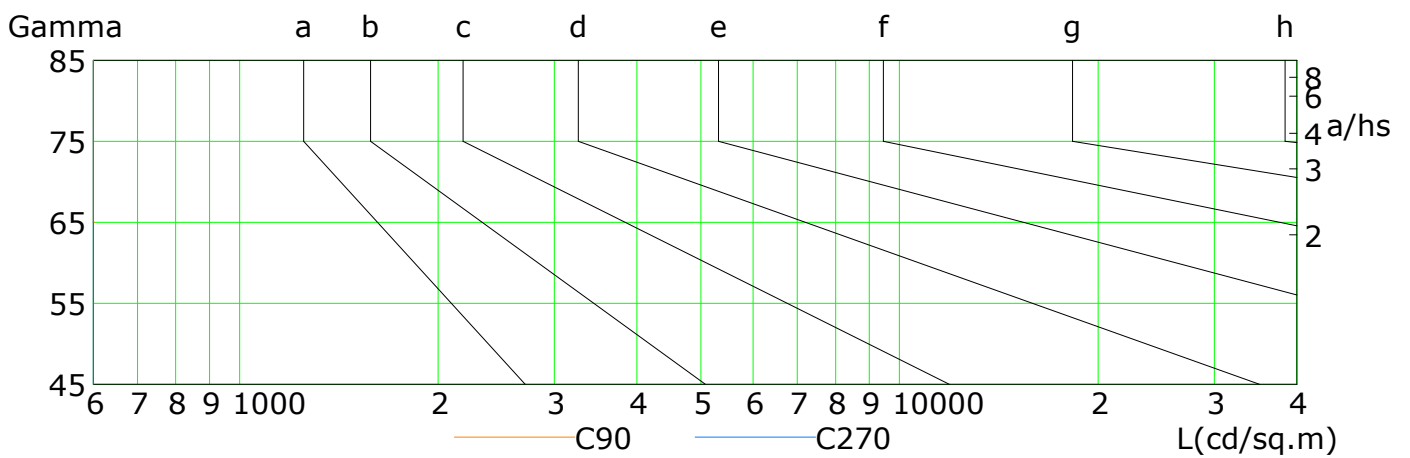
Humidity:

Inspector:

Lum Limit Curve

Dazzle	Quality	Illuminance (lx)							
		2000	1000	500	<=300				
1.15	A	2000	1000	500	<=300				
1.50	B		2000	1000	500	<=300			
1.85	C			2000	1000	500	<=300		
2.20	D				2000	1000	500	<=300	
2.55	E					2000	1000	500	<=300

a b c d e f g h



L(cd/sq.m)	G45	G50	G55	G60	G65	G70	G75	G80	G85
C0	0	0	0	0	0	0	0	0	0
C90	22	11	5	3	0	0	0	0	0
C180	0	0	0	0	0	0	0	0	0
C270	0	0	0	0	0	0	0	0	0

C Plane (°):0.0-360.0: 30.0

Test Lab:

Test Type: TYPE C

Temperature:

Operator:

Gamma Plane (°):0.0-180.0:1.0

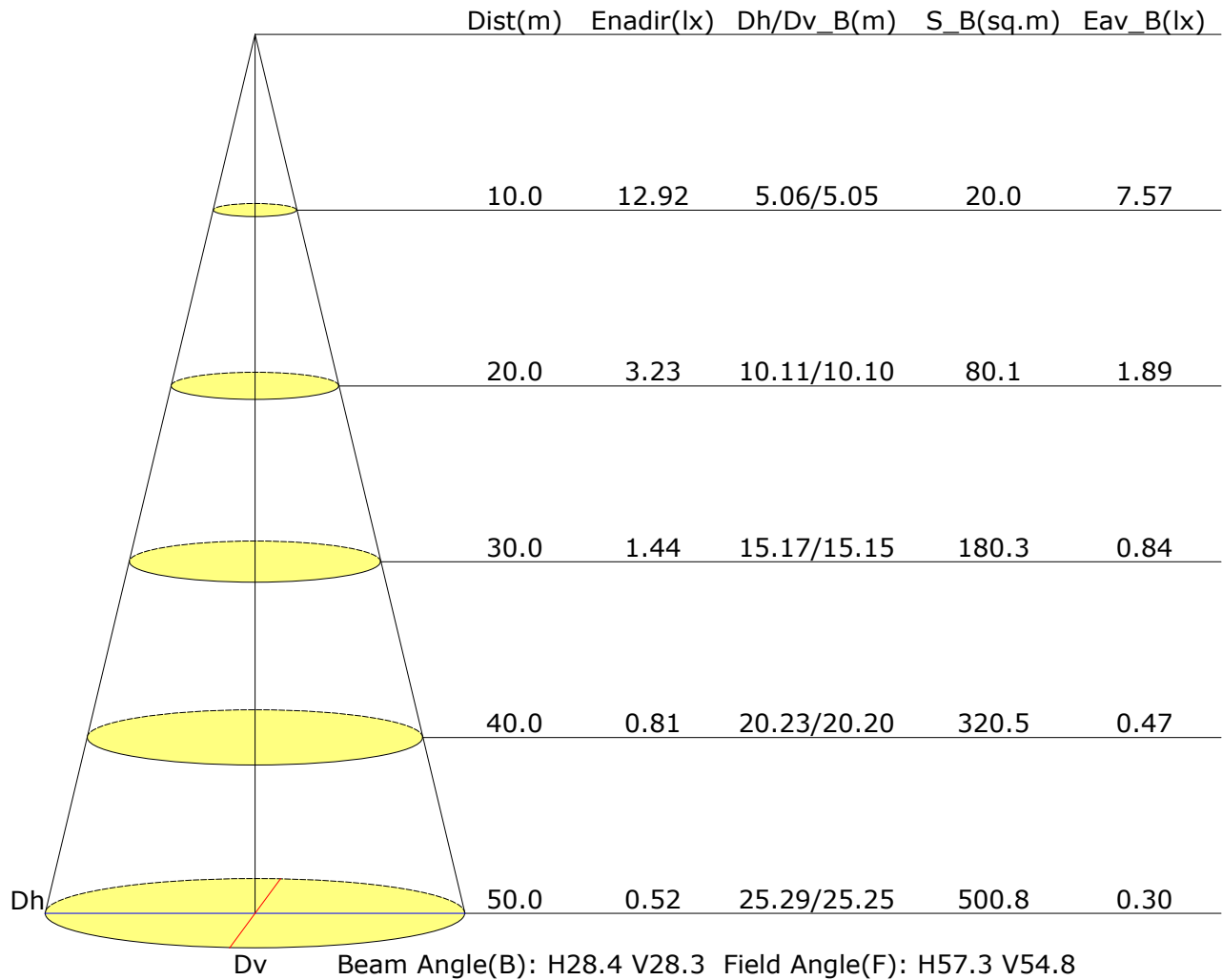
Test Device: GPM-1800B

Distance: 11.655 m [K=1.0000]

Humidity:

Inspector:

Illuminance at a Distance



C Plane (°):0.0-360.0: 30.0

Test Lab:

Test Type: TYPE C

Temperature:

Operator:

Gamma Plane (°):0.0-180.0:1.0

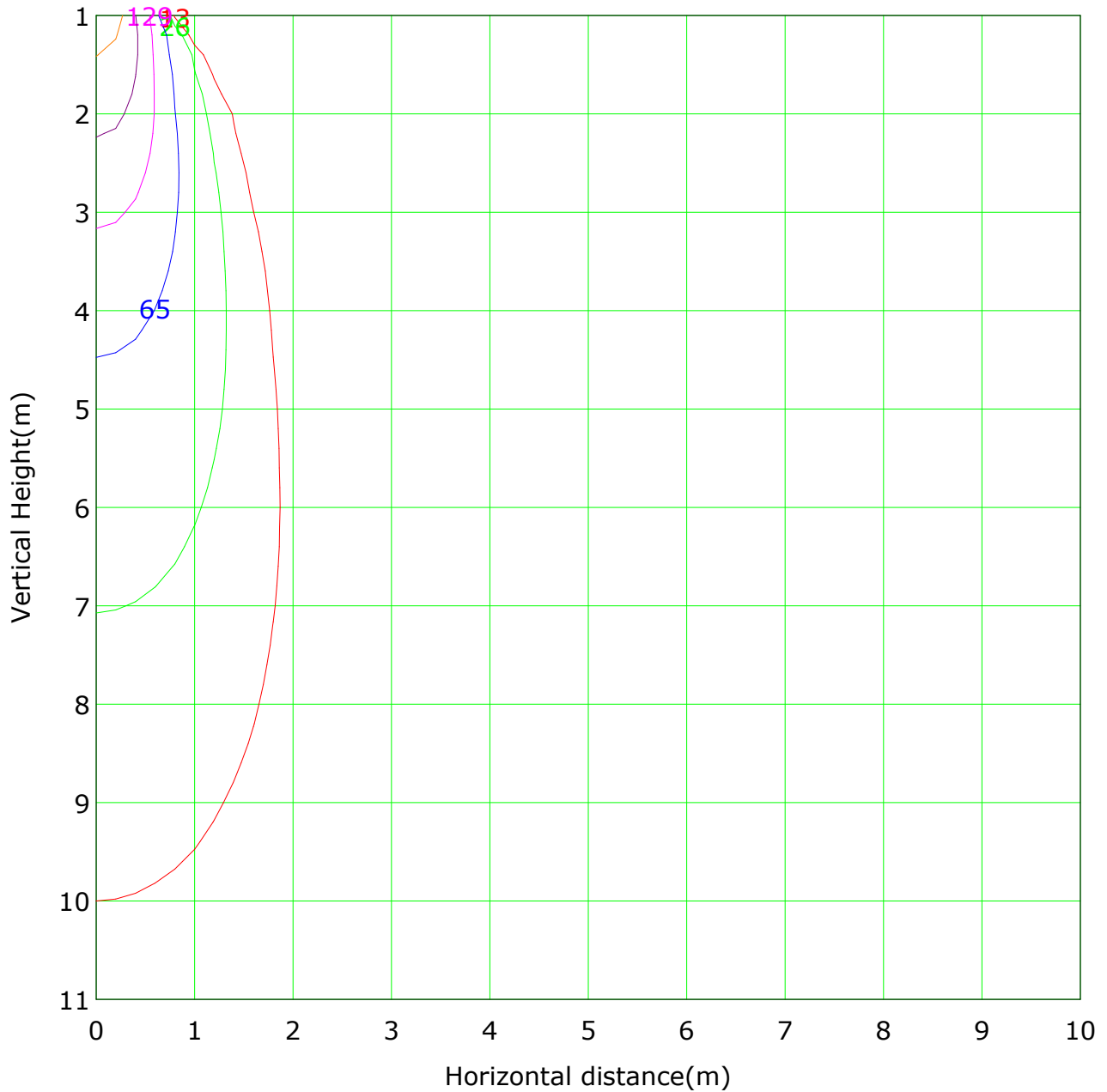
Test Device: GPM-1800B

Distance: 11.655 m [K=1.0000]

Humidity:

Inspector:

Vertical IsoLux Plot



Lowest(m): 1.0m Highest(m): 11.0m Max Lux: 1291.7 lx

— (1%): 12.9 lx	— (2%): 25.8 lx
— (5%): 64.6 lx	— (10%): 129.2 lx
— (20%): 258.3 lx	— (50%): 645.8 lx
— (100%):1291.7 lx	

C Plane (°):0.0-360.0: 30.0
Test Lab:
Test Type: TYPE C
Temperature:
Operator:

Gamma Plane (°):0.0-180.0:1.0
Test Device: GPM-1800B
Distance: 11.655 m [K=1.0000]
Humidity:
Inspector:

Area Flux Table

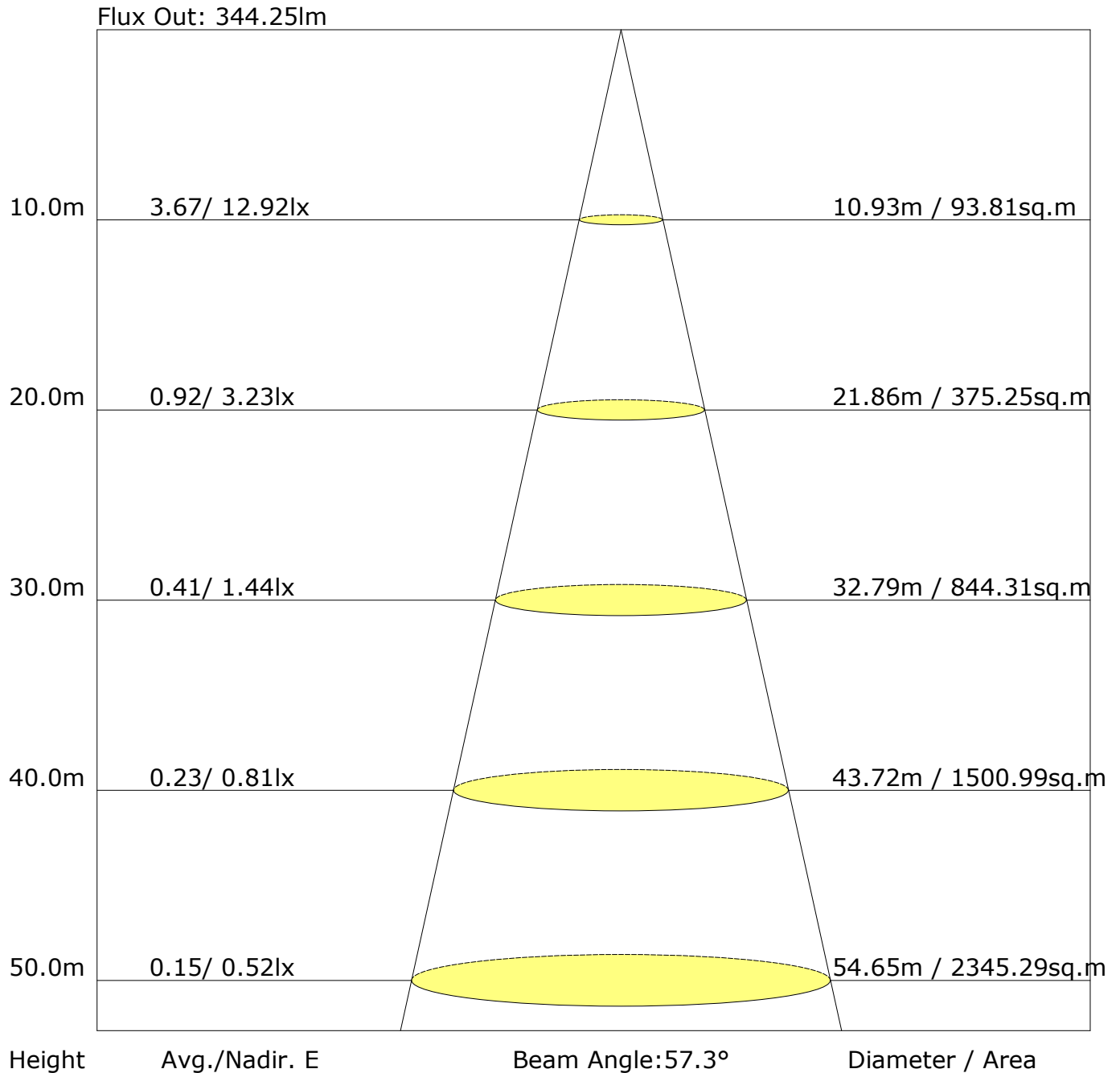
Unit: lm

		Vertical plane																				
		-90	-80	-70	-60	-50	-40	-30	-20	-10	0	10	20	30	40	50	60	70	80	90	Flux(T)	Flux(E)
Horizontal plane	-90	0.0	0.0	0.0	0.0	0.0	0.0	0.0	0.0	0.0	0.0	0.0	0.0	0.0	0.0	0.0	0.0	0.0	0.0	0.0	0.0	0.0
	-80	0.0	0.0	0.0	0.0	0.0	0.0	0.0	0.0	0.0	0.0	0.0	0.0	0.0	0.0	0.0	0.0	0.0	0.0	0.0	0.0	0.0
	-70	0.0	0.0	0.0	0.0	0.0	0.0	0.0	0.0	0.0	0.0	0.0	0.0	0.0	0.0	0.0	0.0	0.0	0.0	0.0	0.0	0.0
	-60	0.0	0.0	0.0	0.0	0.0	0.0	0.0	0.0	0.0	0.0	0.0	0.0	0.0	0.0	0.0	0.0	0.0	0.0	0.0	0.0	0.0
	-50	0.0	0.0	0.0	0.0	0.0	0.0	0.0	0.0	0.0	0.0	0.0	0.0	0.1	0.0	0.0	0.0	0.0	0.0	0.0	0.5	0.0
	-40	0.0	0.0	0.0	0.0	0.0	0.0	0.0	0.0	0.0	0.3	1.2	1.2	0.8	0.3	0.1	0.0	0.0	0.0	0.0	5.4	0.0
	-30	10.9	0.0	0.0	0.0	0.0	0.0	0.0	0.0	0.3	2.7	4.8	4.9	1.9	0.9	0.3	0.1	0.0	0.0	0.0	19.2	10.9
	-20	49.3	0.0	0.0	0.0	0.0	0.0	0.0	0.0	1.8	8.3	14.9	14.9	3.6	1.5	0.5	0.1	0.0	0.0	0.0	54.3	49.3
	-10	102.1	0.0	0.0	0.0	0.0	0.0	0.1	0.1	4.1	16.5	31.0	31.0	5.6	2.0	0.7	0.2	0.0	0.0	0.0	106.6	102.1
	0	1106.3	0.0	0.0	0.0	0.0	0.0	0.1	0.1	4.1	17.0	32.4	31.8	5.8	2.1	0.7	0.2	0.0	0.0	0.0	1106.3	1106.3
	10	56.6	0.0	0.0	0.0	0.0	0.0	0.0	0.0	1.9	9.0	17.2	17.3	4.1	1.7	0.6	0.1	0.0	0.0	0.0	61.6	56.6
	20	14.7	0.0	0.0	0.0	0.0	0.0	0.0	0.0	0.2	2.7	5.5	5.8	2.3	1.1	0.4	0.1	0.0	0.0	0.0	22.0	14.7
	30	0.0	0.0	0.0	0.0	0.0	0.0	0.0	0.0	0.0	0.3	1.2	1.6	1.0	0.4	0.1	0.0	0.0	0.0	0.0	6.0	0.0
	40	0.0	0.0	0.0	0.0	0.0	0.0	0.0	0.0	0.0	0.0	0.0	0.1	0.1	0.0	0.0	0.0	0.0	0.0	0.0	0.5	0.0
	50	0.0	0.0	0.0	0.0	0.0	0.0	0.0	0.0	0.0	0.0	0.0	0.0	0.0	0.0	0.0	0.0	0.0	0.0	0.0	0.0	0.0
	60	0.0	0.0	0.0	0.0	0.0	0.0	0.0	0.0	0.0	0.0	0.0	0.0	0.0	0.0	0.0	0.0	0.0	0.0	0.0	0.0	0.0
	70	0.0	0.0	0.0	0.0	0.0	0.0	0.0	0.0	0.0	0.0	0.0	0.0	0.0	0.0	0.0	0.0	0.0	0.0	0.0	0.0	0.0
	80	0.0	0.0	0.0	0.0	0.0	0.0	0.0	0.0	0.0	0.0	0.0	0.0	0.0	0.0	0.0	0.0	0.0	0.0	0.0	0.0	0.0
90	0.0	0.0	0.0	0.0	0.0	0.0	0.0	0.0	0.0	0.0	0.0	0.0	0.0	0.0	0.0	0.0	0.0	0.0	0.0	0.0	0.0	
									12.4	56.8	108.3	104.5	25.2	9.9	3.3	0.8	0.1	0.0	0.0	387	340	

C Plane (°):0.0-360.0: 30.0
Test Lab:
Test Type: TYPE C
Temperature:
Operator:

Gamma Plane (°):0.0-180.0:1.0
Test Device: GPM-1800B
Distance: 11.655 m [K=1.0000]
Humidity:
Inspector:

The Average Illuminance Effective Figure



C Plane (°):0.0-360.0: 30.0
Test Lab:
Test Type: TYPE C
Temperature:
Operator:

Gamma Plane (°):0.0-180.0:1.0
Test Device: GPM-1800B
Distance: 11.655 m [K=1.0000]
Humidity:
Inspector:

UGR Table

Reflectance:										
Ceiling (cavity)	0.7	0.7	0.5	0.5	0.3	0.7	0.7	0.5	0.5	0.3
Wall	0.5	0.3	0.5	0.3	0.3	0.5	0.3	0.5	0.3	0.3
Reference plane	0.2	0.2	0.2	0.2	0.2	0.2	0.2	0.2	0.2	0.2
Room dimensions	Viewed crosswise					Viewed endwise				
X=2H Y=2H	-1.\$	-1.\$	-1.\$	-1.\$	-1.\$	1.\$	1.\$	1.\$	1.\$	1.\$
3H	-1.\$	-1.\$	-1.\$	-1.\$	-1.\$	-1.\$	-1.\$	-1.\$	-1.\$	-1.\$
4H	-1.\$	-1.\$	-1.\$	-1.\$	-1.\$	-1.\$	-1.\$	-1.\$	-1.\$	-1.\$
6H	-1.\$	-1.\$	-1.\$	-1.\$	-1.\$	-1.\$	-1.\$	-1.\$	-1.\$	-1.\$
8H	-1.\$	-1.\$	-1.\$	-1.\$	-1.\$	-1.\$	-1.\$	-1.\$	-1.\$	-1.\$
12H	-1.\$	-1.\$	-1.\$	-1.\$	-1.\$	-1.\$	-1.\$	-1.\$	-1.\$	-1.\$
X=4H Y=2H	-1.\$	-1.\$	-1.\$	-1.\$	-1.\$	-1.\$	-1.\$	-1.\$	-1.\$	-1.\$
3H	-1.\$	-1.\$	-1.\$	-1.\$	-1.\$	-1.\$	-1.\$	-1.\$	-1.\$	-1.\$
4H	-1.\$	-1.\$	-1.\$	-1.\$	-1.\$	-1.\$	-1.\$	-1.\$	-1.\$	-1.\$
6H	-1.\$	-1.\$	-1.\$	-1.\$	-1.\$	-1.\$	-1.\$	-1.\$	-1.\$	-1.\$
8H	-1.\$	-1.\$	-1.\$	-1.\$	-1.\$	-1.\$	-1.\$	-1.\$	-1.\$	-1.\$
12H	-1.\$	-1.\$	-1.\$	-1.\$	-1.\$	-1.\$	-1.\$	-1.\$	-1.\$	-1.\$
X=8H Y=4H	-1.\$	-1.\$	-1.\$	-1.\$	-1.\$	-1.\$	-1.\$	-1.\$	-1.\$	-1.\$
6H	-1.\$	-1.\$	-1.\$	-1.\$	-1.\$	-1.\$	-1.\$	-1.\$	-1.\$	-1.\$
8H	-1.\$	-1.\$	-1.\$	-1.\$	-1.\$	-1.\$	-1.\$	-1.\$	-1.\$	-1.\$
12H	-1.\$	-1.\$	-1.\$	-1.\$	-1.\$	-1.\$	-1.\$	-1.\$	-1.\$	-1.\$
X=12H Y=4H	-1.\$	-1.\$	-1.\$	-1.\$	-1.\$	-1.\$	-1.\$	-1.\$	-1.\$	-1.\$
6H	-1.\$	-1.\$	-1.\$	-1.\$	-1.\$	-1.\$	-1.\$	-1.\$	-1.\$	-1.\$
8H	-1.\$	-1.\$	-1.\$	-1.\$	-1.\$	-1.\$	-1.\$	-1.\$	-1.\$	-1.\$

Calculate in accordance with CIE 190:2010 The table is revised with 387lm ($8\log(F/F_0) = -3.3$).

C Plane (°):0.0-360.0: 30.0
 Test Lab:
 Test Type: TYPE C
 Temperature:
 Operator:

Gamma Plane (°):0.0-180.0:1.0
 Test Device: GPM-1800B
 Distance: 11.655 m [K=1.0000]
 Humidity:
 Inspector:

FLUX DISTRIBUTION TABLE BASED ON THE IESNA LUMINAIRE CLASSIFICATION SYSTEM

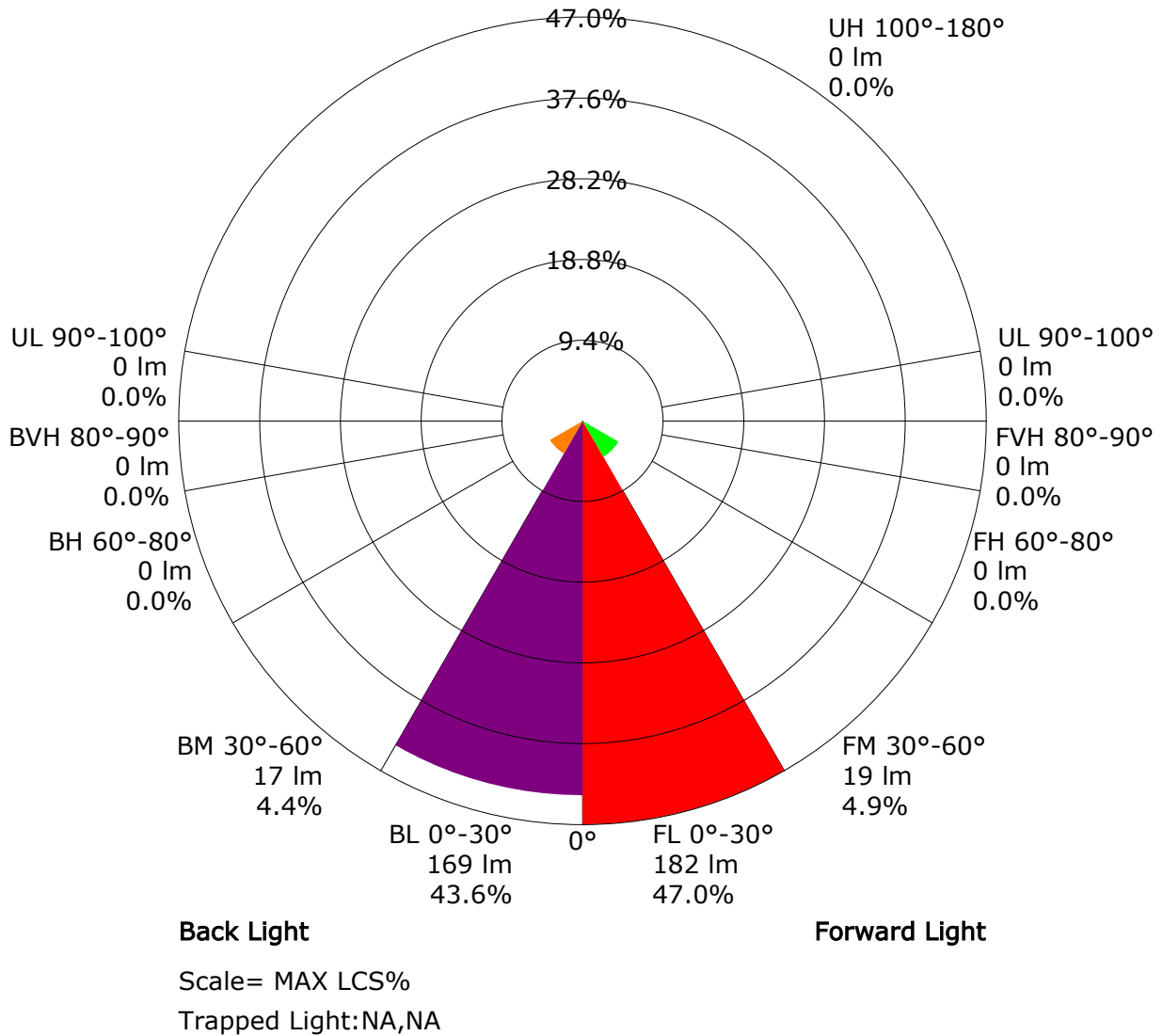
	ZONE	LUMENS	% LAMP LUMENS
	FORWARD LIGHT	201	51.9
	FL (0°-30°)	182	47.0
	FM (30°-60°)	19	4.9
	FH (60°-80°)	0	0.0
	FVH (80°-90°)	0	0.0
	BACK LIGHT	186	48.1
	BL (0°-30°)	169	43.6
	BM (30°-60°)	17	4.4
	BH (60°-80°)	0	0.0
	BVH (80°-90°)	0	0.0
	UP LIGHT	0	0.0
	UL (90°-100°)	0	0.0
	UH (100°-180°)	0	0.0
	TRAPPED LIGHT	NA	NA

BUG(Backlight,Uplight,Glare) Rating Base On TM-15-07	
Asymmetrical Luminaire Types (Type I,II,III,IV)	B1 U0 G0
Quadrilateral Symmetrical Luminaire Types (Type V,Area Light)	B1 U0 G0

C Plane (°):0.0-360.0: 30.0
Test Lab:
Test Type: TYPE C
Temperature:
Operator:

Gamma Plane (°):0.0-180.0:1.0
Test Device: GPM-1800B
Distance: 11.655 m [K=1.0000]
Humidity:
Inspector:

LCS Graph



Utilisation Factor Table(Floor cavity)

Utilisation Factors UF(F)			SHR NOM = 0.75									
Room Reflectance			Room Index(RI)									
Ceiling	Wall	Floor	0.75	1.00	1.25	1.50	2.00	2.50	3.00	4.00	5.00	
0.70	0.50	0.20	0.97	1.02	1.04	1.06	1.09	1.11	1.12	1.14	1.15	
	0.30		0.94	0.98	1.01	1.03	1.06	1.09	1.10	1.12	1.13	
	0.20		0.92	0.96	0.99	1.01	1.04	1.07	1.08	1.10	1.12	
0.50	0.50	0.20	0.96	1.00	1.02	1.04	1.06	1.08	1.09	1.10	1.11	
	0.30		0.93	0.97	1.00	1.02	1.04	1.06	1.07	1.09	1.10	
	0.20		0.91	0.95	0.98	1.00	1.02	1.04	1.06	1.07	1.09	
0.30	0.50	0.20	0.95	0.99	1.01	1.02	1.04	1.05	1.06	1.06	1.07	
	0.30		0.93	0.96	0.98	1.00	1.02	1.03	1.04	1.05	1.06	
	0.20		0.91	0.94	0.97	0.98	1.01	1.02	1.03	1.05	1.05	
0.00	0.00	0.00	0.89	0.93	0.95	0.96	0.98	0.99	0.99	1.00	1.01	
Rating:6W Photometrically tested without ceiling board. Multiply UF values by service correction factors Calculate in accordance with CIBSE Technical Memorandum NO.5 1980												

Utilisation Factor Table(Wall)

Utilisation Factors UF(W)			SHR NOM = 0.75									
Room Reflectance			Room Index(RI)									
Ceiling	Wall	Floor	0.75	1.00	1.25	1.50	2.00	2.50	3.00	4.00	5.00	
0.70	0.50	0.20	0.43	0.35	0.30	0.26	0.21	0.17	0.15	0.11	0.09	
	0.30		0.36	0.30	0.26	0.23	0.19	0.16	0.14	0.11	0.09	
	0.20		0.31	0.26	0.23	0.20	0.17	0.14	0.13	0.10	0.08	
0.50	0.50	0.20	0.40	0.32	0.27	0.24	0.19	0.20	0.13	0.10	0.08	
	0.30		0.34	0.28	0.24	0.21	0.17	0.14	0.12	0.10	0.08	
	0.20		0.30	0.25	0.22	0.19	0.16	0.13	0.12	0.09	0.08	
0.30	0.50	0.20	0.38	0.30	0.25	0.22	0.17	0.14	0.12	0.09	0.07	
	0.30		0.33	0.27	0.23	0.20	0.16	0.13	0.11	0.09	0.07	
	0.20		0.28	0.24	0.20	0.18	0.15	0.12	0.10	0.08	0.07	
0.00	0.00	0.00	0.13	0.10	0.08	0.07	0.05	0.04	0.04	0.03	0.02	
Rating:6W Photometrically tested without ceiling board. Multiply UF values by service correction factors Calculate in accordance with CIBSE Technical Memorandum NO.5 1980												

Utilisation Factor Table(Ceiling cavity)

Utilisation Factors UF(C)			SHR NOM = 0.75									
Room Reflectance			Room Index(RI)									
Ceiling	Wall	Floor	0.75	1.00	1.25	1.50	2.00	2.50	3.00	4.00	5.00	
0.70	0.50	0.20	0.12	0.14	0.15	0.16	0.18	0.19	0.19	0.20	0.21	
	0.30		0.09	0.11	0.12	0.14	0.16	0.17	0.18	0.19	0.20	
	0.20		0.07	0.09	0.10	0.12	0.14	0.15	0.16	0.18	0.19	
0.50	0.50	0.20	0.11	0.13	0.14	0.15	0.17	0.18	0.19	0.20	0.20	
	0.30		0.09	0.11	0.12	0.13	0.15	0.16	0.17	0.18	0.19	
	0.20		0.07	0.09	0.10	0.12	0.14	0.15	0.16	0.17	0.18	
0.30	0.50	0.20	0.11	0.13	0.14	0.15	0.16	0.17	0.18	0.19	0.19	
	0.30		0.08	0.10	0.12	0.13	0.15	0.16	0.17	0.18	0.18	
	0.20		0.07	0.08	0.10	0.11	0.13	0.15	0.16	0.17	0.18	
0.00	0.00	0.00	NA	NA	NA	NA	NA	NA	NA	NA	NA	
<p>Rating:6W Photometrically tested without ceiling board. Multiply UF values by service correction factors Calculate in accordance with CIBSE Technical Memorandum NO.5 1980</p>												

Zonal Lumen

Gamma [°]	Imean [cd]	Zonal Flux [lm]	Sum Zonal Flux [lm]	Rel Zonal FluxS [%]	Sum Rel Zonal Flux [%]
0.0-1.0	1289.6	1.2	1.2	0.32	0.32
1.0-2.0	1281.5	3.7	4.9	0.95	1.27
2.0-3.0	1265.0	6.1	11.0	1.56	2.83
3.0-4.0	1239.7	8.3	19.3	2.14	4.98
4.0-5.0	1206.6	10.4	29.6	2.68	7.66
5.0-6.0	1166.0	12.3	41.9	3.17	10.82
6.0-7.0	1118.1	13.9	55.8	3.59	14.41
7.0-8.0	1064.2	15.2	71.0	3.93	18.34
8.0-9.0	1007.3	16.3	87.3	4.22	22.56
9.0-10.0	947.9	17.2	104.5	4.43	26.99
10.0-11.0	885.8	17.7	122.2	4.57	31.56
11.0-12.0	819.7	17.9	140.1	4.63	36.19
12.0-13.0	753.4	17.9	158.0	4.62	40.81
13.0-14.0	688.8	17.6	175.6	4.55	45.37
14.0-15.0	624.9	17.2	192.8	4.43	49.80
15.0-16.0	564.3	16.5	209.3	4.27	54.07
16.0-17.0	506.5	15.8	225.1	4.07	58.14
17.0-18.0	452.1	14.9	240.0	3.85	61.99
18.0-19.0	403.7	14.0	254.1	3.63	65.62
19.0-20.0	359.9	13.2	267.2	3.40	69.02
20.0-21.0	317.3	12.2	279.4	3.15	72.17
21.0-22.0	277.2	11.1	290.6	2.88	75.05
22.0-23.0	242.3	10.2	300.7	2.63	77.68
23.0-24.0	213.3	9.3	310.1	2.41	80.09
24.0-25.0	189.1	8.6	318.7	2.22	82.31
25.0-26.0	168.6	8.0	326.6	2.06	84.36
26.0-27.0	149.2	7.3	333.9	1.89	86.25
27.0-28.0	128.3	6.5	340.4	1.68	87.93
28.0-29.0	108.0	5.7	346.1	1.46	89.39
29.0-30.0	90.7	4.9	351.0	1.27	90.65
30.0-31.0	77.0	4.3	355.3	1.11	91.76
31.0-32.0	65.5	3.8	359.0	0.97	92.73
32.0-33.0	56.1	3.3	362.3	0.85	93.58
33.0-34.0	49.1	3.0	365.3	0.77	94.35
34.0-35.0	43.8	2.7	368.0	0.70	95.05
35.0-36.0	39.2	2.5	370.5	0.64	95.70

C Plane (°):0.0-360.0: 30.0
 Test Lab:
 Test Type: TYPE C
 Temperature:
 Operator:

Gamma Plane (°):0.0-180.0:1.0
 Test Device: GPM-1800B
 Distance: 11.655 m [K=1.0000]
 Humidity:
 Inspector:

Zonal Lumen (Continue 1)

Gamma [°]	Imean [cd]	Zonal Flux [lm]	Sum Zonal Flux [lm]	Rel Zonal FluxS [%]	Sum Rel Zonal Flux [%]
36.0-37.0	34.5	2.2	372.7	0.58	96.28
37.0-38.0	29.6	2.0	374.7	0.51	96.79
38.0-39.0	25.0	1.7	376.4	0.44	97.23
39.0-40.0	21.1	1.5	377.9	0.38	97.61
40.0-41.0	17.8	1.3	379.2	0.33	97.94
41.0-42.0	15.3	1.1	380.3	0.29	98.22
42.0-43.0	13.4	1.0	381.3	0.26	98.48
43.0-44.0	11.8	0.9	382.2	0.23	98.71
44.0-45.0	10.4	0.8	383.0	0.21	98.92
45.0-46.0	9.1	0.7	383.7	0.18	99.10
46.0-47.0	7.8	0.6	384.3	0.16	99.26
47.0-48.0	6.6	0.5	384.8	0.14	99.40
48.0-49.0	5.4	0.4	385.3	0.11	99.51
49.0-50.0	4.3	0.4	385.6	0.09	99.60
50.0-51.0	3.4	0.3	385.9	0.07	99.68
51.0-52.0	2.7	0.2	386.1	0.06	99.74
52.0-53.0	2.1	0.2	386.3	0.05	99.79
53.0-54.0	1.7	0.2	386.5	0.04	99.82
54.0-55.0	1.5	0.1	386.6	0.03	99.86
55.0-56.0	1.3	0.1	386.7	0.03	99.89
56.0-57.0	1.1	0.1	386.8	0.03	99.91
57.0-58.0	0.9	0.1	386.9	0.02	99.94
58.0-59.0	0.8	0.1	387.0	0.02	99.96
59.0-60.0	0.6	0.1	387.0	0.02	99.97
60.0-61.0	0.5	0.0	387.1	0.01	99.98
61.0-62.0	0.3	0.0	387.1	0.01	99.99
62.0-63.0	0.2	0.0	387.1	0.01	100.00
63.0-64.0	0.1	0.0	387.2	0.00	100.00
64.0-65.0	0.1	0.0	387.2	0.00	100.00
65.0-66.0	0.0	0.0	387.2	0.00	100.00
66.0-67.0	0.0	0.0	387.2	0.00	100.00
67.0-68.0	0.0	0.0	387.2	0.00	100.00
68.0-69.0	0.0	0.0	387.2	0.00	100.00
69.0-70.0	0.0	0.0	387.2	0.00	100.00
70.0-71.0	0.0	0.0	387.2	0.00	100.00
71.0-72.0	0.0	0.0	387.2	0.00	100.00

C Plane (°):0.0-360.0: 30.0
 Test Lab:
 Test Type: TYPE C
 Temperature:
 Operator:

Gamma Plane (°):0.0-180.0:1.0
 Test Device: GPM-1800B
 Distance: 11.655 m [K=1.0000]
 Humidity:
 Inspector:

Zonal Lumen (Continue 2)

Gamma [°]	I _{mean} [cd]	Zonal Flux [lm]	Sum Zonal Flux [lm]	Rel Zonal Flux [%]	Sum Rel Zonal Flux [%]
72.0-73.0	0.0	0.0	387.2	0.00	100.00
73.0-74.0	0.0	0.0	387.2	0.00	100.00
74.0-75.0	0.0	0.0	387.2	0.00	100.00
75.0-76.0	0.0	0.0	387.2	0.00	100.00
76.0-77.0	0.0	0.0	387.2	0.00	100.00
77.0-78.0	0.0	0.0	387.2	0.00	100.00
78.0-79.0	0.0	0.0	387.2	0.00	100.00
79.0-80.0	0.0	0.0	387.2	0.00	100.00
80.0-81.0	0.0	0.0	387.2	0.00	100.00
81.0-82.0	0.0	0.0	387.2	0.00	100.00
82.0-83.0	0.0	0.0	387.2	0.00	100.00
83.0-84.0	0.0	0.0	387.2	0.00	100.00
84.0-85.0	0.0	0.0	387.2	0.00	100.00
85.0-86.0	0.0	0.0	387.2	0.00	100.00
86.0-87.0	0.0	0.0	387.2	0.00	100.00
87.0-88.0	0.0	0.0	387.2	0.00	100.00
88.0-89.0	0.0	0.0	387.2	0.00	100.00
89.0-90.0	0.0	0.0	387.2	0.00	100.00
90.0-91.0	0.0	0.0	387.2	0.00	100.00
91.0-92.0	0.0	0.0	387.2	0.00	100.00
92.0-93.0	0.0	0.0	387.2	0.00	100.00
93.0-94.0	0.0	0.0	387.2	0.00	100.00
94.0-95.0	0.0	0.0	387.2	0.00	100.00
95.0-96.0	0.0	0.0	387.2	0.00	100.00
96.0-97.0	0.0	0.0	387.2	0.00	100.00
97.0-98.0	0.0	0.0	387.2	0.00	100.00
98.0-99.0	0.0	0.0	387.2	0.00	100.00
99.0-100.0	0.0	0.0	387.2	0.00	100.00
100.0-101.0	0.0	0.0	387.2	0.00	100.00
101.0-102.0	0.0	0.0	387.2	0.00	100.00
102.0-103.0	0.0	0.0	387.2	0.00	100.00
103.0-104.0	0.0	0.0	387.2	0.00	100.00
104.0-105.0	0.0	0.0	387.2	0.00	100.00
105.0-106.0	0.0	0.0	387.2	0.00	100.00
106.0-107.0	0.0	0.0	387.2	0.00	100.00
107.0-108.0	0.0	0.0	387.2	0.00	100.00

C Plane (°):0.0-360.0: 30.0
 Test Lab:
 Test Type: TYPE C
 Temperature:
 Operator:

Gamma Plane (°):0.0-180.0:1.0
 Test Device: GPM-1800B
 Distance: 11.655 m [K=1.0000]
 Humidity:
 Inspector:

Zonal Lumen (Continue 3)

Gamma [°]	I _{mean} [cd]	Zonal Flux [lm]	Sum Zonal Flux [lm]	Rel Zonal Flux [%]	Sum Rel Zonal Flux [%]
108.0-109.0	0.0	0.0	387.2	0.00	100.00
109.0-110.0	0.0	0.0	387.2	0.00	100.00
110.0-111.0	0.0	0.0	387.2	0.00	100.00
111.0-112.0	0.0	0.0	387.2	0.00	100.00
112.0-113.0	0.0	0.0	387.2	0.00	100.00
113.0-114.0	0.0	0.0	387.2	0.00	100.00
114.0-115.0	0.0	0.0	387.2	0.00	100.00
115.0-116.0	0.0	0.0	387.2	0.00	100.00
116.0-117.0	0.0	0.0	387.2	0.00	100.00
117.0-118.0	0.0	0.0	387.2	0.00	100.00
118.0-119.0	0.0	0.0	387.2	0.00	100.00
119.0-120.0	0.0	0.0	387.2	0.00	100.00
120.0-121.0	0.0	0.0	387.2	0.00	100.00
121.0-122.0	0.0	0.0	387.2	0.00	100.00
122.0-123.0	0.0	0.0	387.2	0.00	100.00
123.0-124.0	0.0	0.0	387.2	0.00	100.00
124.0-125.0	0.0	0.0	387.2	0.00	100.00
125.0-126.0	0.0	0.0	387.2	0.00	100.00
126.0-127.0	0.0	0.0	387.2	0.00	100.00
127.0-128.0	0.0	0.0	387.2	0.00	100.00
128.0-129.0	0.0	0.0	387.2	0.00	100.00
129.0-130.0	0.0	0.0	387.2	0.00	100.00
130.0-131.0	0.0	0.0	387.2	0.00	100.00
131.0-132.0	0.0	0.0	387.2	0.00	100.00
132.0-133.0	0.0	0.0	387.2	0.00	100.00
133.0-134.0	0.0	0.0	387.2	0.00	100.00
134.0-135.0	0.0	0.0	387.2	0.00	100.00
135.0-136.0	0.0	0.0	387.2	0.00	100.00
136.0-137.0	0.0	0.0	387.2	0.00	100.00
137.0-138.0	0.0	0.0	387.2	0.00	100.00
138.0-139.0	0.0	0.0	387.2	0.00	100.00
139.0-140.0	0.0	0.0	387.2	0.00	100.00
140.0-141.0	0.0	0.0	387.2	0.00	100.00
141.0-142.0	0.0	0.0	387.2	0.00	100.00
142.0-143.0	0.0	0.0	387.2	0.00	100.00
143.0-144.0	0.0	0.0	387.2	0.00	100.00

C Plane (°):0.0-360.0: 30.0
 Test Lab:
 Test Type: TYPE C
 Temperature:
 Operator:

Gamma Plane (°):0.0-180.0:1.0
 Test Device: GPM-1800B
 Distance: 11.655 m [K=1.0000]
 Humidity:
 Inspector:

Zonal Lumen (Continue 4)

Gamma [°]	I _{mean} [cd]	Zonal Flux [lm]	Sum Zonal Flux [lm]	Rel Zonal Flux [%]	Sum Rel Zonal Flux [%]
144.0-145.0	0.0	0.0	387.2	0.00	100.00
145.0-146.0	0.0	0.0	387.2	0.00	100.00
146.0-147.0	0.0	0.0	387.2	0.00	100.00
147.0-148.0	0.0	0.0	387.2	0.00	100.00
148.0-149.0	0.0	0.0	387.2	0.00	100.00
149.0-150.0	0.0	0.0	387.2	0.00	100.00
150.0-151.0	0.0	0.0	387.2	0.00	100.00
151.0-152.0	0.0	0.0	387.2	0.00	100.00
152.0-153.0	0.0	0.0	387.2	0.00	100.00
153.0-154.0	0.0	0.0	387.2	0.00	100.00
154.0-155.0	0.0	0.0	387.2	0.00	100.00
155.0-156.0	0.0	0.0	387.2	0.00	100.00
156.0-157.0	0.0	0.0	387.2	0.00	100.00
157.0-158.0	0.0	0.0	387.2	0.00	100.00
158.0-159.0	0.0	0.0	387.2	0.00	100.00
159.0-160.0	0.0	0.0	387.2	0.00	100.00
160.0-161.0	0.0	0.0	387.2	0.00	100.00
161.0-162.0	0.0	0.0	387.2	0.00	100.00
162.0-163.0	0.0	0.0	387.2	0.00	100.00
163.0-164.0	0.0	0.0	387.2	0.00	100.00
164.0-165.0	0.0	0.0	387.2	0.00	100.00
165.0-166.0	0.0	0.0	387.2	0.00	100.00
166.0-167.0	0.0	0.0	387.2	0.00	100.00
167.0-168.0	0.0	0.0	387.2	0.00	100.00
168.0-169.0	0.0	0.0	387.2	0.00	100.00
169.0-170.0	0.0	0.0	387.2	0.00	100.00
170.0-171.0	0.0	0.0	387.2	0.00	100.00
171.0-172.0	0.0	0.0	387.2	0.00	100.00
172.0-173.0	0.0	0.0	387.2	0.00	100.00
173.0-174.0	0.0	0.0	387.2	0.00	100.00
174.0-175.0	0.0	0.0	387.2	0.00	100.00
175.0-176.0	0.0	0.0	387.2	0.00	100.00
176.0-177.0	0.0	0.0	387.2	0.00	100.00
177.0-178.0	0.0	0.0	387.2	0.00	100.00
178.0-179.0	0.0	0.0	387.2	0.00	100.00
179.0-180.0	0.0	0.0	387.2	0.00	100.00

C Plane (°):0.0-360.0: 30.0
 Test Lab:
 Test Type: TYPE C
 Temperature:
 Operator:

Gamma Plane (°):0.0-180.0:1.0
 Test Device: GPM-1800B
 Distance: 11.655 m [K=1.0000]
 Humidity:
 Inspector:

Zonal Lumen (Continue 5)

cone flux(90°): 382.97 lm

%lum = 98.9%

%lamp = 98.9%

cone flux(120°): 387.05 lm

%lum = 100.0%

%lamp = 100.0%

Candlepower Table

Unit: cd

G\C	C0.0	C30.0	C60.0	C90.0	C120.0	C150.0	C180.0	C210.0	C240.0	C270.0
G0.0	1291.7	1292.2	1291.2	1291.0	1291.6	1292.3	1291.7	1292.2	1291.2	1291.0
G1.0	1288.5	1286.5	1281.8	1281.6	1282.8	1284.6	1286.2	1289.5	1292.7	1293.2
G2.0	1278.9	1273.1	1264.9	1263.3	1267.2	1268.8	1271.0	1276.9	1283.6	1287.7
G3.0	1261.3	1251.6	1241.3	1237.8	1241.9	1243.0	1243.1	1252.8	1264.9	1272.9
G4.0	1238.8	1228.2	1210.3	1206.5	1208.6	1209.1	1208.5	1215.2	1235.5	1245.7
G5.0	1209.3	1196.8	1176.0	1167.1	1166.0	1167.8	1163.7	1170.8	1198.5	1210.7
G6.0	1174.0	1158.0	1134.0	1123.4	1119.7	1120.0	1109.7	1121.5	1150.1	1168.7
G7.0	1131.0	1110.4	1087.5	1071.5	1068.1	1060.6	1053.3	1061.5	1095.4	1113.6
G8.0	1077.5	1061.5	1036.6	1019.4	1010.8	1002.4	990.0	999.3	1034.8	1058.0
G9.0	1024.6	1008.9	977.9	964.2	946.2	941.1	928.5	938.5	974.8	1000.7
G10.0	967.4	953.2	921.8	906.7	886.5	877.5	863.8	873.9	911.6	937.1
G11.0	908.1	895.3	861.6	845.1	823.4	812.0	797.8	806.4	846.5	871.5
G12.0	840.5	828.6	799.9	774.4	752.3	739.5	728.3	735.4	774.9	805.4
G13.0	777.2	765.9	733.9	711.4	688.3	674.9	669.1	677.0	710.9	737.9
G14.0	711.5	701.4	671.2	647.4	623.1	612.4	603.4	610.9	647.3	667.9
G15.0	647.5	639.3	608.3	584.1	562.1	553.2	542.3	550.7	588.3	604.1
G16.0	585.4	577.3	548.6	526.2	505.9	491.2	488.8	498.1	527.3	545.6
G17.0	525.5	519.6	493.1	467.2	452.1	439.8	433.4	441.4	472.8	485.5
G18.0	466.8	462.1	435.2	416.9	400.0	394.2	387.7	395.0	424.1	434.3
G19.0	417.6	412.5	389.0	372.5	358.6	353.6	348.3	354.7	379.9	388.9
G20.0	373.9	369.3	349.2	334.0	320.8	313.7	310.3	316.5	329.5	336.1
G21.0	332.2	328.0	312.3	295.6	286.8	281.1	277.6	283.1	272.5	280.5
G22.0	297.4	294.0	277.6	265.2	253.8	251.6	245.9	248.2	225.9	226.8
G23.0	266.4	264.2	248.7	237.6	226.4	225.1	220.0	215.9	190.7	190.4
G24.0	239.8	237.4	222.7	212.5	202.5	199.5	197.2	187.2	168.5	167.8
G25.0	213.3	211.3	197.8	188.9	178.9	179.1	177.3	160.6	152.6	152.9
G26.0	191.6	190.3	177.7	169.4	160.3	161.2	160.0	140.1	137.6	138.8
G27.0	171.4	172.4	159.8	152.2	144.2	145.6	143.8	126.1	103.1	105.4
G28.0	151.5	156.1	144.2	137.0	129.9	130.8	130.1	115.3	61.7	64.2
G29.0	133.1	140.7	130.8	122.3	117.1	118.4	117.4	106.6	26.3	27.2
G30.0	116.2	128.0	117.6	110.4	105.4	108.0	105.3	91.9	11.7	11.5
G31.0	104.2	116.8	106.9	99.8	95.7	98.2	93.1	66.5	7.6	7.4
G32.0	95.3	106.9	97.7	90.5	87.0	88.5	83.1	38.0	5.7	5.0
G33.0	86.7	97.2	89.3	81.2	78.6	80.5	74.9	16.1	4.4	3.4
G34.0	80.0	89.1	81.2	73.5	70.5	73.1	67.9	5.8	2.8	2.0
G35.0	73.9	81.9	74.4	66.6	64.3	66.2	61.7	2.9	1.3	0.0
G36.0	62.0	75.1	67.7	60.5	58.5	59.4	55.8	1.5	0.0	0.0

C Plane (°):0.0-360.0: 30.0
 Test Lab:
 Test Type: TYPE C
 Temperature:
 Operator:

Gamma Plane (°):0.0-180.0:1.0
 Test Device: GPM-1800B
 Distance: 11.655 m [K=1.0000]
 Humidity:
 Inspector:

Candlepower Table (Continue 1)

Unit: cd

G\C	C0.0	C30.0	C60.0	C90.0	C120.0	C150.0	C180.0	C210.0	C240.0	C270.0
G37.0	43.8	67.7	61.7	54.4	52.7	53.7	49.3	0.0	0.0	0.0
G38.0	24.7	61.1	55.9	48.7	47.0	48.6	39.1	0.0	0.0	0.0
G39.0	11.4	55.2	50.7	43.9	42.4	43.7	28.1	0.0	0.0	0.0
G40.0	4.3	49.8	46.0	39.5	37.8	39.1	14.1	0.0	0.0	0.0
G41.0	2.0	44.6	41.4	34.9	34.1	34.0	5.7	0.0	0.0	0.0
G42.0	1.3	39.7	37.1	31.0	30.1	29.9	2.1	0.0	0.0	0.0
G43.0	0.0	35.9	33.3	27.6	26.8	26.4	0.0	0.0	0.0	0.0
G44.0	0.0	32.0	29.7	24.8	23.6	23.2	0.0	0.0	0.0	0.0
G45.0	0.0	28.3	26.6	21.5	20.8	19.8	0.0	0.0	0.0	0.0
G46.0	0.0	23.4	23.8	18.9	18.1	17.1	0.0	0.0	0.0	0.0
G47.0	0.0	17.6	21.1	16.7	15.7	14.9	0.0	0.0	0.0	0.0
G48.0	0.0	11.6	18.7	14.5	13.8	12.8	0.0	0.0	0.0	0.0
G49.0	0.0	6.0	16.1	12.6	12.0	10.3	0.0	0.0	0.0	0.0
G50.0	0.0	2.6	13.9	10.8	10.3	7.5	0.0	0.0	0.0	0.0
G51.0	0.0	1.4	11.7	9.3	9.2	4.8	0.0	0.0	0.0	0.0
G52.0	0.0	0.0	10.1	8.3	7.8	2.4	0.0	0.0	0.0	0.0
G53.0	0.0	0.0	8.4	7.3	6.6	0.0	0.0	0.0	0.0	0.0
G54.0	0.0	0.0	7.3	6.3	5.7	0.0	0.0	0.0	0.0	0.0
G55.0	0.0	0.0	6.0	5.5	5.0	0.0	0.0	0.0	0.0	0.0
G56.0	0.0	0.0	5.1	4.6	4.2	0.0	0.0	0.0	0.0	0.0
G57.0	0.0	0.0	4.4	4.1	3.8	0.0	0.0	0.0	0.0	0.0
G58.0	0.0	0.0	3.6	3.3	3.2	0.0	0.0	0.0	0.0	0.0
G59.0	0.0	0.0	2.7	2.9	2.8	0.0	0.0	0.0	0.0	0.0
G60.0	0.0	0.0	1.9	2.6	2.6	0.0	0.0	0.0	0.0	0.0
G61.0	0.0	0.0	0.0	2.1	2.2	0.0	0.0	0.0	0.0	0.0
G62.0	0.0	0.0	0.0	1.8	1.9	0.0	0.0	0.0	0.0	0.0
G63.0	0.0	0.0	0.0	1.3	0.0	0.0	0.0	0.0	0.0	0.0
G64.0	0.0	0.0	0.0	1.2	0.0	0.0	0.0	0.0	0.0	0.0
G65.0	0.0	0.0	0.0	0.0	0.0	0.0	0.0	0.0	0.0	0.0
G66.0	0.0	0.0	0.0	0.0	0.0	0.0	0.0	0.0	0.0	0.0
G67.0	0.0	0.0	0.0	0.0	0.0	0.0	0.0	0.0	0.0	0.0
G68.0	0.0	0.0	0.0	0.0	0.0	0.0	0.0	0.0	0.0	0.0
G69.0	0.0	0.0	0.0	0.0	0.0	0.0	0.0	0.0	0.0	0.0
G70.0	0.0	0.0	0.0	0.0	0.0	0.0	0.0	0.0	0.0	0.0
G71.0	0.0	0.0	0.0	0.0	0.0	0.0	0.0	0.0	0.0	0.0
G72.0	0.0	0.0	0.0	0.0	0.0	0.0	0.0	0.0	0.0	0.0
G73.0	0.0	0.0	0.0	0.0	0.0	0.0	0.0	0.0	0.0	0.0

C Plane (°):0.0-360.0: 30.0

Test Lab:

Test Type: TYPE C

Temperature:

Operator:

Gamma Plane (°):0.0-180.0:1.0

Test Device: GPM-1800B

Distance: 11.655 m [K=1.0000]

Humidity:

Inspector:

Candlepower Table (Continue 2)

Unit: cd

G\C	C0.0	C30.0	C60.0	C90.0	C120.0	C150.0	C180.0	C210.0	C240.0	C270.0
G74.0	0.0	0.0	0.0	0.0	0.0	0.0	0.0	0.0	0.0	0.0
G75.0	0.0	0.0	0.0	0.0	0.0	0.0	0.0	0.0	0.0	0.0
G76.0	0.0	0.0	0.0	0.0	0.0	0.0	0.0	0.0	0.0	0.0
G77.0	0.0	0.0	0.0	0.0	0.0	0.0	0.0	0.0	0.0	0.0
G78.0	0.0	0.0	0.0	0.0	0.0	0.0	0.0	0.0	0.0	0.0
G79.0	0.0	0.0	0.0	0.0	0.0	0.0	0.0	0.0	0.0	0.0
G80.0	0.0	0.0	0.0	0.0	0.0	0.0	0.0	0.0	0.0	0.0
G81.0	0.0	0.0	0.0	0.0	0.0	0.0	0.0	0.0	0.0	0.0
G82.0	0.0	0.0	0.0	0.0	0.0	0.0	0.0	0.0	0.0	0.0
G83.0	0.0	0.0	0.0	0.0	0.0	0.0	0.0	0.0	0.0	0.0
G84.0	0.0	0.0	0.0	0.0	0.0	0.0	0.0	0.0	0.0	0.0
G85.0	0.0	0.0	0.0	0.0	0.0	0.0	0.0	0.0	0.0	0.0
G86.0	0.0	0.0	0.0	0.0	0.0	0.0	0.0	0.0	0.0	0.0
G87.0	0.0	0.0	0.0	0.0	0.0	0.0	0.0	0.0	0.0	0.0
G88.0	0.0	0.0	0.0	0.0	0.0	0.0	0.0	0.0	0.0	0.0
G89.0	0.0	0.0	0.0	0.0	0.0	0.0	0.0	0.0	0.0	0.0
G90.0	0.0	0.0	0.0	0.0	0.0	0.0	0.0	0.0	0.0	0.0
G91.0	0.0	0.0	0.0	0.0	0.0	0.0	0.0	0.0	0.0	0.0
G92.0	0.0	0.0	0.0	0.0	0.0	0.0	0.0	0.0	0.0	0.0
G93.0	0.0	0.0	0.0	0.0	0.0	0.0	0.0	0.0	0.0	0.0
G94.0	0.0	0.0	0.0	0.0	0.0	0.0	0.0	0.0	0.0	0.0
G95.0	0.0	0.0	0.0	0.0	0.0	0.0	0.0	0.0	0.0	0.0
G96.0	0.0	0.0	0.0	0.0	0.0	0.0	0.0	0.0	0.0	0.0
G97.0	0.0	0.0	0.0	0.0	0.0	0.0	0.0	0.0	0.0	0.0
G98.0	0.0	0.0	0.0	0.0	0.0	0.0	0.0	0.0	0.0	0.0
G99.0	0.0	0.0	0.0	0.0	0.0	0.0	0.0	0.0	0.0	0.0
G100.0	0.0	0.0	0.0	0.0	0.0	0.0	0.0	0.0	0.0	0.0
G101.0	0.0	0.0	0.0	0.0	0.0	0.0	0.0	0.0	0.0	0.0
G102.0	0.0	0.0	0.0	0.0	0.0	0.0	0.0	0.0	0.0	0.0
G103.0	0.0	0.0	0.0	0.0	0.0	0.0	0.0	0.0	0.0	0.0
G104.0	0.0	0.0	0.0	0.0	0.0	0.0	0.0	0.0	0.0	0.0
G105.0	0.0	0.0	0.0	0.0	0.0	0.0	0.0	0.0	0.0	0.0
G106.0	0.0	0.0	0.0	0.0	0.0	0.0	0.0	0.0	0.0	0.0
G107.0	0.0	0.0	0.0	0.0	0.0	0.0	0.0	0.0	0.0	0.0
G108.0	0.0	0.0	0.0	0.0	0.0	0.0	0.0	0.0	0.0	0.0
G109.0	0.0	0.0	0.0	0.0	0.0	0.0	0.0	0.0	0.0	0.0
G110.0	0.0	0.0	0.0	0.0	0.0	0.0	0.0	0.0	0.0	0.0

C Plane (°):0.0-360.0: 30.0
 Test Lab:
 Test Type: TYPE C
 Temperature:
 Operator:

Gamma Plane (°):0.0-180.0:1.0
 Test Device: GPM-1800B
 Distance: 11.655 m [K=1.0000]
 Humidity:
 Inspector:

Candlepower Table (Continue 3)

Unit: cd

G\C	C0.0	C30.0	C60.0	C90.0	C120.0	C150.0	C180.0	C210.0	C240.0	C270.0
G111.0	0.0	0.0	0.0	0.0	0.0	0.0	0.0	0.0	0.0	0.0
G112.0	0.0	0.0	0.0	0.0	0.0	0.0	0.0	0.0	0.0	0.0
G113.0	0.0	0.0	0.0	0.0	0.0	0.0	0.0	0.0	0.0	0.0
G114.0	0.0	0.0	0.0	0.0	0.0	0.0	0.0	0.0	0.0	0.0
G115.0	0.0	0.0	0.0	0.0	0.0	0.0	0.0	0.0	0.0	0.0
G116.0	0.0	0.0	0.0	0.0	0.0	0.0	0.0	0.0	0.0	0.0
G117.0	0.0	0.0	0.0	0.0	0.0	0.0	0.0	0.0	0.0	0.0
G118.0	0.0	0.0	0.0	0.0	0.0	0.0	0.0	0.0	0.0	0.0
G119.0	0.0	0.0	0.0	0.0	0.0	0.0	0.0	0.0	0.0	0.0
G120.0	0.0	0.0	0.0	0.0	0.0	0.0	0.0	0.0	0.0	0.0
G121.0	0.0	0.0	0.0	0.0	0.0	0.0	0.0	0.0	0.0	0.0
G122.0	0.0	0.0	0.0	0.0	0.0	0.0	0.0	0.0	0.0	0.0
G123.0	0.0	0.0	0.0	0.0	0.0	0.0	0.0	0.0	0.0	0.0
G124.0	0.0	0.0	0.0	0.0	0.0	0.0	0.0	0.0	0.0	0.0
G125.0	0.0	0.0	0.0	0.0	0.0	0.0	0.0	0.0	0.0	0.0
G126.0	0.0	0.0	0.0	0.0	0.0	0.0	0.0	0.0	0.0	0.0
G127.0	0.0	0.0	0.0	0.0	0.0	0.0	0.0	0.0	0.0	0.0
G128.0	0.0	0.0	0.0	0.0	0.0	0.0	0.0	0.0	0.0	0.0
G129.0	0.0	0.0	0.0	0.0	0.0	0.0	0.0	0.0	0.0	0.0
G130.0	0.0	0.0	0.0	0.0	0.0	0.0	0.0	0.0	0.0	0.0
G131.0	0.0	0.0	0.0	0.0	0.0	0.0	0.0	0.0	0.0	0.0
G132.0	0.0	0.0	0.0	0.0	0.0	0.0	0.0	0.0	0.0	0.0
G133.0	0.0	0.0	0.0	0.0	0.0	0.0	0.0	0.0	0.0	0.0
G134.0	0.0	0.0	0.0	0.0	0.0	0.0	0.0	0.0	0.0	0.0
G135.0	0.0	0.0	0.0	0.0	0.0	0.0	0.0	0.0	0.0	0.0
G136.0	0.0	0.0	0.0	0.0	0.0	0.0	0.0	0.0	0.0	0.0
G137.0	0.0	0.0	0.0	0.0	0.0	0.0	0.0	0.0	0.0	0.0
G138.0	0.0	0.0	0.0	0.0	0.0	0.0	0.0	0.0	0.0	0.0
G139.0	0.0	0.0	0.0	0.0	0.0	0.0	0.0	0.0	0.0	0.0
G140.0	0.0	0.0	0.0	0.0	0.0	0.0	0.0	0.0	0.0	0.0
G141.0	0.0	0.0	0.0	0.0	0.0	0.0	0.0	0.0	0.0	0.0
G142.0	0.0	0.0	0.0	0.0	0.0	0.0	0.0	0.0	0.0	0.0
G143.0	0.0	0.0	0.0	0.0	0.0	0.0	0.0	0.0	0.0	0.0
G144.0	0.0	0.0	0.0	0.0	0.0	0.0	0.0	0.0	0.0	0.0
G145.0	0.0	0.0	0.0	0.0	0.0	0.0	0.0	0.0	0.0	0.0
G146.0	0.0	0.0	0.0	0.0	0.0	0.0	0.0	0.0	0.0	0.0
G147.0	0.0	0.0	0.0	0.0	0.0	0.0	0.0	0.0	0.0	0.0

C Plane (°):0.0-360.0: 30.0

Test Lab:

Test Type: TYPE C

Temperature:

Operator:

Gamma Plane (°):0.0-180.0:1.0

Test Device: GPM-1800B

Distance: 11.655 m [K=1.0000]

Humidity:

Inspector:

Candlepower Table (Continue 4)

Unit: cd

G\C	C0.0	C30.0	C60.0	C90.0	C120.0	C150.0	C180.0	C210.0	C240.0	C270.0
G148.0	0.0	0.0	0.0	0.0	0.0	0.0	0.0	0.0	0.0	0.0
G149.0	0.0	0.0	0.0	0.0	0.0	0.0	0.0	0.0	0.0	0.0
G150.0	0.0	0.0	0.0	0.0	0.0	0.0	0.0	0.0	0.0	0.0
G151.0	0.0	0.0	0.0	0.0	0.0	0.0	0.0	0.0	0.0	0.0
G152.0	0.0	0.0	0.0	0.0	0.0	0.0	0.0	0.0	0.0	0.0
G153.0	0.0	0.0	0.0	0.0	0.0	0.0	0.0	0.0	0.0	0.0
G154.0	0.0	0.0	0.0	0.0	0.0	0.0	0.0	0.0	0.0	0.0
G155.0	0.0	0.0	0.0	0.0	0.0	0.0	0.0	0.0	0.0	0.0
G156.0	0.0	0.0	0.0	0.0	0.0	0.0	0.0	0.0	0.0	0.0
G157.0	0.0	0.0	0.0	0.0	0.0	0.0	0.0	0.0	0.0	0.0
G158.0	0.0	0.0	0.0	0.0	0.0	0.0	0.0	0.0	0.0	0.0
G159.0	0.0	0.0	0.0	0.0	0.0	0.0	0.0	0.0	0.0	0.0
G160.0	0.0	0.0	0.0	0.0	0.0	0.0	0.0	0.0	0.0	0.0
G161.0	0.0	0.0	0.0	0.0	0.0	0.0	0.0	0.0	0.0	0.0
G162.0	0.0	0.0	0.0	0.0	0.0	0.0	0.0	0.0	0.0	0.0
G163.0	0.0	0.0	0.0	0.0	0.0	0.0	0.0	0.0	0.0	0.0
G164.0	0.0	0.0	0.0	0.0	0.0	0.0	0.0	0.0	0.0	0.0
G165.0	0.0	0.0	0.0	0.0	0.0	0.0	0.0	0.0	0.0	0.0
G166.0	0.0	0.0	0.0	0.0	0.0	0.0	0.0	0.0	0.0	0.0
G167.0	0.0	0.0	0.0	0.0	0.0	0.0	0.0	0.0	0.0	0.0
G168.0	0.0	0.0	0.0	0.0	0.0	0.0	0.0	0.0	0.0	0.0
G169.0	0.0	0.0	0.0	0.0	0.0	0.0	0.0	0.0	0.0	0.0
G170.0	0.0	0.0	0.0	0.0	0.0	0.0	0.0	0.0	0.0	0.0
G171.0	0.0	0.0	0.0	0.0	0.0	0.0	0.0	0.0	0.0	0.0
G172.0	0.0	0.0	0.0	0.0	0.0	0.0	0.0	0.0	0.0	0.0
G173.0	0.0	0.0	0.0	0.0	0.0	0.0	0.0	0.0	0.0	0.0
G174.0	0.0	0.0	0.0	0.0	0.0	0.0	0.0	0.0	0.0	0.0
G175.0	0.0	0.0	0.0	0.0	0.0	0.0	0.0	0.0	0.0	0.0
G176.0	0.0	0.0	0.0	0.0	0.0	0.0	0.0	0.0	0.0	0.0
G177.0	0.0	0.0	0.0	0.0	0.0	0.0	0.0	0.0	0.0	0.0
G178.0	0.0	0.0	0.0	0.0	0.0	0.0	0.0	0.0	0.0	0.0
G179.0	0.0	0.0	0.0	0.0	0.0	0.0	0.0	0.0	0.0	0.0
G180.0	0.0	0.0	0.0	0.0	0.0	0.0	0.0	0.0	0.0	0.0

C Plane (°):0.0-360.0: 30.0
 Test Lab:
 Test Type: TYPE C
 Temperature:
 Operator:

Gamma Plane (°):0.0-180.0:1.0
 Test Device: GPM-1800B
 Distance: 11.655 m [K=1.0000]
 Humidity:
 Inspector:

Candlepower Table (Continue 5)

Unit: cd

G\C	C300.0	C330.0	C360.0							
G0.0	1291.6	1292.3	1291.7							
G1.0	1292.7	1290.8	1288.5							
G2.0	1287.7	1283.1	1278.9							
G3.0	1273.4	1269.2	1261.3							
G4.0	1250.0	1243.5	1238.8							
G5.0	1218.3	1212.6	1209.3							
G6.0	1173.6	1174.8	1174.0							
G7.0	1125.0	1129.2	1131.0							
G8.0	1071.7	1072.6	1077.5							
G9.0	1015.8	1018.6	1024.6							
G10.0	952.9	958.1	967.4							
G11.0	887.6	894.1	908.1							
G12.0	814.6	829.6	840.5							
G13.0	748.5	763.4	777.2							
G14.0	683.4	692.8	711.5							
G15.0	615.5	629.3	647.5							
G16.0	554.6	568.8	585.4							
G17.0	496.1	510.6	525.5							
G18.0	444.9	452.5	466.8							
G19.0	396.3	404.4	417.6							
G20.0	345.4	361.8	373.9							
G21.0	284.8	320.2	332.2							
G22.0	233.4	278.8	297.4							
G23.0	195.0	235.3	266.4							
G24.0	170.3	198.7	239.8							
G25.0	153.1	168.0	213.3							
G26.0	138.8	147.7	191.6							
G27.0	110.1	132.6	171.4							
G28.0	71.9	120.7	151.5							
G29.0	33.1	106.4	133.1							
G30.0	12.3	79.7	116.2							
G31.0	8.1	45.6	104.2							
G32.0	6.0	19.2	95.3							
G33.0	4.2	8.1	86.7							
G34.0	2.5	5.1	80.0							
G35.0	0.0	3.9	73.9							
G36.0	0.0	2.4	62.0							

C Plane (°):0.0-360.0: 30.0

Test Lab:

Test Type: TYPE C

Temperature:

Operator:

Gamma Plane (°):0.0-180.0:1.0

Test Device: GPM-1800B

Distance: 11.655 m [K=1.0000]

Humidity:

Inspector:

Candlepower Table (Continue 6)

Unit: cd

G\C	C300.0	C330.0	C360.0							
G37.0	0.0	1.5	43.8							
G38.0	0.0	0.0	24.7							
G39.0	0.0	0.0	11.4							
G40.0	0.0	0.0	4.3							
G41.0	0.0	0.0	2.0							
G42.0	0.0	0.0	1.3							
G43.0	0.0	0.0	0.0							
G44.0	0.0	0.0	0.0							
G45.0	0.0	0.0	0.0							
G46.0	0.0	0.0	0.0							
G47.0	0.0	0.0	0.0							
G48.0	0.0	0.0	0.0							
G49.0	0.0	0.0	0.0							
G50.0	0.0	0.0	0.0							
G51.0	0.0	0.0	0.0							
G52.0	0.0	0.0	0.0							
G53.0	0.0	0.0	0.0							
G54.0	0.0	0.0	0.0							
G55.0	0.0	0.0	0.0							
G56.0	0.0	0.0	0.0							
G57.0	0.0	0.0	0.0							
G58.0	0.0	0.0	0.0							
G59.0	0.0	0.0	0.0							
G60.0	0.0	0.0	0.0							
G61.0	0.0	0.0	0.0							
G62.0	0.0	0.0	0.0							
G63.0	0.0	0.0	0.0							
G64.0	0.0	0.0	0.0							
G65.0	0.0	0.0	0.0							
G66.0	0.0	0.0	0.0							
G67.0	0.0	0.0	0.0							
G68.0	0.0	0.0	0.0							
G69.0	0.0	0.0	0.0							
G70.0	0.0	0.0	0.0							
G71.0	0.0	0.0	0.0							
G72.0	0.0	0.0	0.0							
G73.0	0.0	0.0	0.0							

C Plane (°):0.0-360.0: 30.0

Test Lab:

Test Type: TYPE C

Temperature:

Operator:

Gamma Plane (°):0.0-180.0:1.0

Test Device: GPM-1800B

Distance: 11.655 m [K=1.0000]

Humidity:

Inspector:

Candlepower Table (Continue 7)

Unit: cd

G\C	C300.0	C330.0	C360.0							
G74.0	0.0	0.0	0.0							
G75.0	0.0	0.0	0.0							
G76.0	0.0	0.0	0.0							
G77.0	0.0	0.0	0.0							
G78.0	0.0	0.0	0.0							
G79.0	0.0	0.0	0.0							
G80.0	0.0	0.0	0.0							
G81.0	0.0	0.0	0.0							
G82.0	0.0	0.0	0.0							
G83.0	0.0	0.0	0.0							
G84.0	0.0	0.0	0.0							
G85.0	0.0	0.0	0.0							
G86.0	0.0	0.0	0.0							
G87.0	0.0	0.0	0.0							
G88.0	0.0	0.0	0.0							
G89.0	0.0	0.0	0.0							
G90.0	0.0	0.0	0.0							
G91.0	0.0	0.0	0.0							
G92.0	0.0	0.0	0.0							
G93.0	0.0	0.0	0.0							
G94.0	0.0	0.0	0.0							
G95.0	0.0	0.0	0.0							
G96.0	0.0	0.0	0.0							
G97.0	0.0	0.0	0.0							
G98.0	0.0	0.0	0.0							
G99.0	0.0	0.0	0.0							
G100.0	0.0	0.0	0.0							
G101.0	0.0	0.0	0.0							
G102.0	0.0	0.0	0.0							
G103.0	0.0	0.0	0.0							
G104.0	0.0	0.0	0.0							
G105.0	0.0	0.0	0.0							
G106.0	0.0	0.0	0.0							
G107.0	0.0	0.0	0.0							
G108.0	0.0	0.0	0.0							
G109.0	0.0	0.0	0.0							
G110.0	0.0	0.0	0.0							

C Plane (°):0.0-360.0: 30.0
 Test Lab:
 Test Type: TYPE C
 Temperature:
 Operator:

Gamma Plane (°):0.0-180.0:1.0
 Test Device: GPM-1800B
 Distance: 11.655 m [K=1.0000]
 Humidity:
 Inspector:

Candlepower Table (Continue 8)

Unit: cd

G\C	C300.0	C330.0	C360.0							
G111.0	0.0	0.0	0.0							
G112.0	0.0	0.0	0.0							
G113.0	0.0	0.0	0.0							
G114.0	0.0	0.0	0.0							
G115.0	0.0	0.0	0.0							
G116.0	0.0	0.0	0.0							
G117.0	0.0	0.0	0.0							
G118.0	0.0	0.0	0.0							
G119.0	0.0	0.0	0.0							
G120.0	0.0	0.0	0.0							
G121.0	0.0	0.0	0.0							
G122.0	0.0	0.0	0.0							
G123.0	0.0	0.0	0.0							
G124.0	0.0	0.0	0.0							
G125.0	0.0	0.0	0.0							
G126.0	0.0	0.0	0.0							
G127.0	0.0	0.0	0.0							
G128.0	0.0	0.0	0.0							
G129.0	0.0	0.0	0.0							
G130.0	0.0	0.0	0.0							
G131.0	0.0	0.0	0.0							
G132.0	0.0	0.0	0.0							
G133.0	0.0	0.0	0.0							
G134.0	0.0	0.0	0.0							
G135.0	0.0	0.0	0.0							
G136.0	0.0	0.0	0.0							
G137.0	0.0	0.0	0.0							
G138.0	0.0	0.0	0.0							
G139.0	0.0	0.0	0.0							
G140.0	0.0	0.0	0.0							
G141.0	0.0	0.0	0.0							
G142.0	0.0	0.0	0.0							
G143.0	0.0	0.0	0.0							
G144.0	0.0	0.0	0.0							
G145.0	0.0	0.0	0.0							
G146.0	0.0	0.0	0.0							
G147.0	0.0	0.0	0.0							

C Plane (°):0.0-360.0: 30.0
 Test Lab:
 Test Type: TYPE C
 Temperature:
 Operator:

Gamma Plane (°):0.0-180.0:1.0
 Test Device: GPM-1800B
 Distance: 11.655 m [K=1.0000]
 Humidity:
 Inspector:

Candlepower Table (Continue 9)

Unit: cd

G\C	C300.0	C330.0	C360.0							
G148.0	0.0	0.0	0.0							
G149.0	0.0	0.0	0.0							
G150.0	0.0	0.0	0.0							
G151.0	0.0	0.0	0.0							
G152.0	0.0	0.0	0.0							
G153.0	0.0	0.0	0.0							
G154.0	0.0	0.0	0.0							
G155.0	0.0	0.0	0.0							
G156.0	0.0	0.0	0.0							
G157.0	0.0	0.0	0.0							
G158.0	0.0	0.0	0.0							
G159.0	0.0	0.0	0.0							
G160.0	0.0	0.0	0.0							
G161.0	0.0	0.0	0.0							
G162.0	0.0	0.0	0.0							
G163.0	0.0	0.0	0.0							
G164.0	0.0	0.0	0.0							
G165.0	0.0	0.0	0.0							
G166.0	0.0	0.0	0.0							
G167.0	0.0	0.0	0.0							
G168.0	0.0	0.0	0.0							
G169.0	0.0	0.0	0.0							
G170.0	0.0	0.0	0.0							
G171.0	0.0	0.0	0.0							
G172.0	0.0	0.0	0.0							
G173.0	0.0	0.0	0.0							
G174.0	0.0	0.0	0.0							
G175.0	0.0	0.0	0.0							
G176.0	0.0	0.0	0.0							
G177.0	0.0	0.0	0.0							
G178.0	0.0	0.0	0.0							
G179.0	0.0	0.0	0.0							
G180.0	0.0	0.0	0.0							

C Plane (°):0.0-360.0: 30.0
 Test Lab:
 Test Type: TYPE C
 Temperature:
 Operator:

Gamma Plane (°):0.0-180.0:1.0
 Test Device: GPM-1800B
 Distance: 11.655 m [K=1.0000]
 Humidity:
 Inspector:

LED Average Luminance Report

Avg.L	cd/m ²
L 0-180(65) av	-1.#J
L 0-180(75) av	-1.#J
L 0-180(85) av	-1.#J
L 90-270(65) av	-1.#J
L 90-270(75) av	-1.#J
L 90-270(85) av	-1.#J
L 45(65) av	-1.#J
L 45(75) av	-1.#J
L 45(85) av	-1.#J

Standard: GB/T 29293-2012