

Report No.: MSTLAB260416012

Test Time: 2026/4/16/周四 15:40

Luminaire Property

Luminaire Manufacturer: MESTER

Luminaire Category:

Luminaire Description: IRIS 489875-3000K-60°

Lamp Catalog:

Number of Lamps: 1

Luminous Length (mm):

Luminous Height (mm):

Current: 0.1940 A

Power Factor: 0.7427

Lamp Description:

Lumens per Lamp:

Luminous Width (mm):

Voltage: 12.01 V

Power: 1.75 W

Photometric Results

CIE Class: Direct

Measurement Flux: 151.8 lm

Downward Ratio: 98%

Horizontal Diffuse Angle(10%,50%,75%,100%): H94.8,H56.7,H35.3,H0

Vertical Diffuse Angle(10%,50%,75%,100%): V94.6,V57.1,V35.7,V0

Luminous Efficacy (lm/w): 86.76

Max. Intensity: 158.68 cd

S/MH(C0/C180): 0.85

Total Rated Lamp Lumens: 151.8 lm

Efficiency: 100%


Upward Ratio: 2%

C0r0 Intensity: 155.92 cd

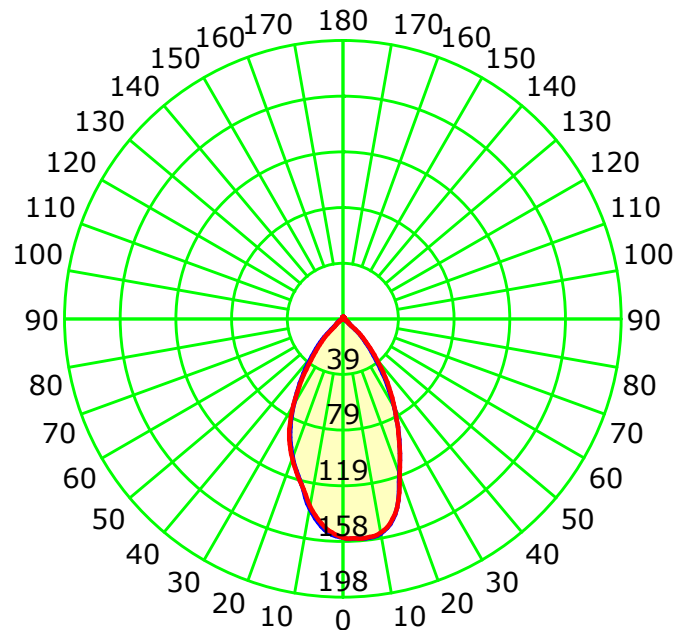
Pos of Max. Intensity: H60 V6

S/MH(C90/C270): 0.85

Picture Of Luminaire



Luminous Intensity Distribution Curve



Unit: cd

Average Diffuse Angle(50%): 56.9°

— C0-C180 — C90-C270

C Plane (°):0.0-360.0: 30.0

Test Lab: MESTER LAB

Test Type: TYPE C

Temperature: 25.5°C

Gamma Plane (°):0.0-180.0:1.0

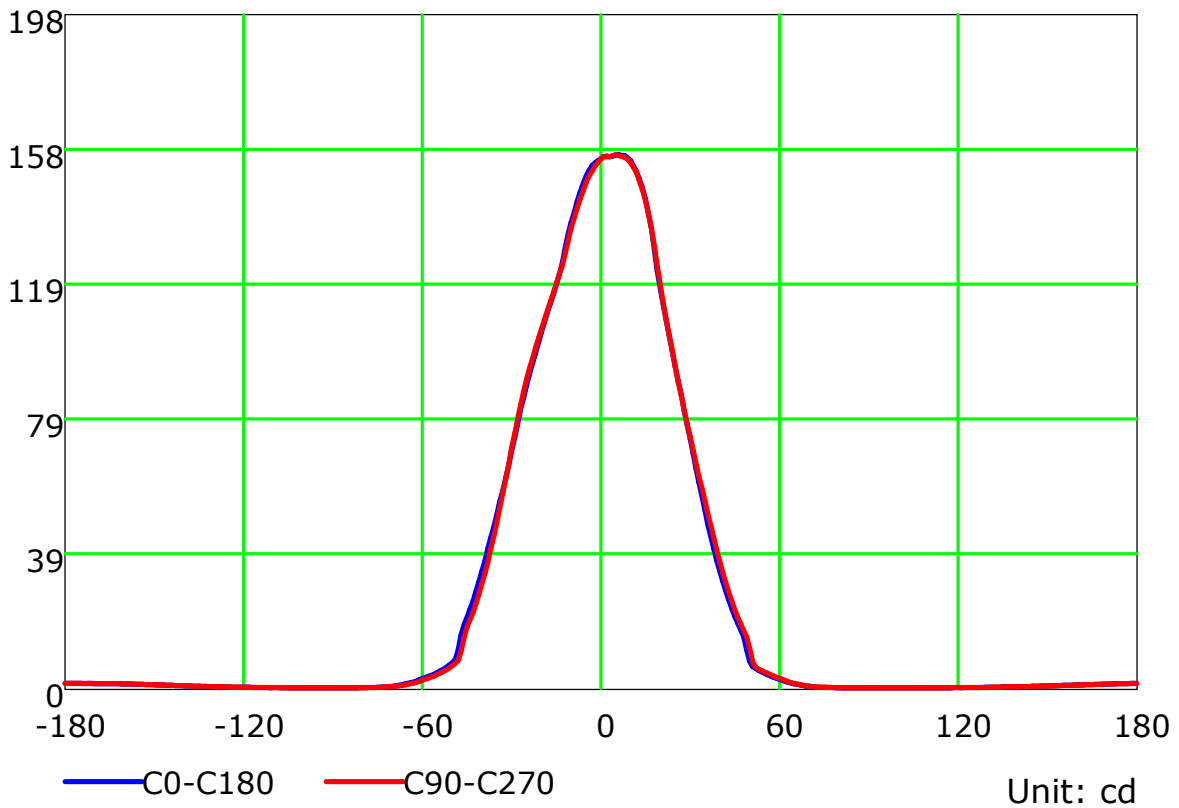
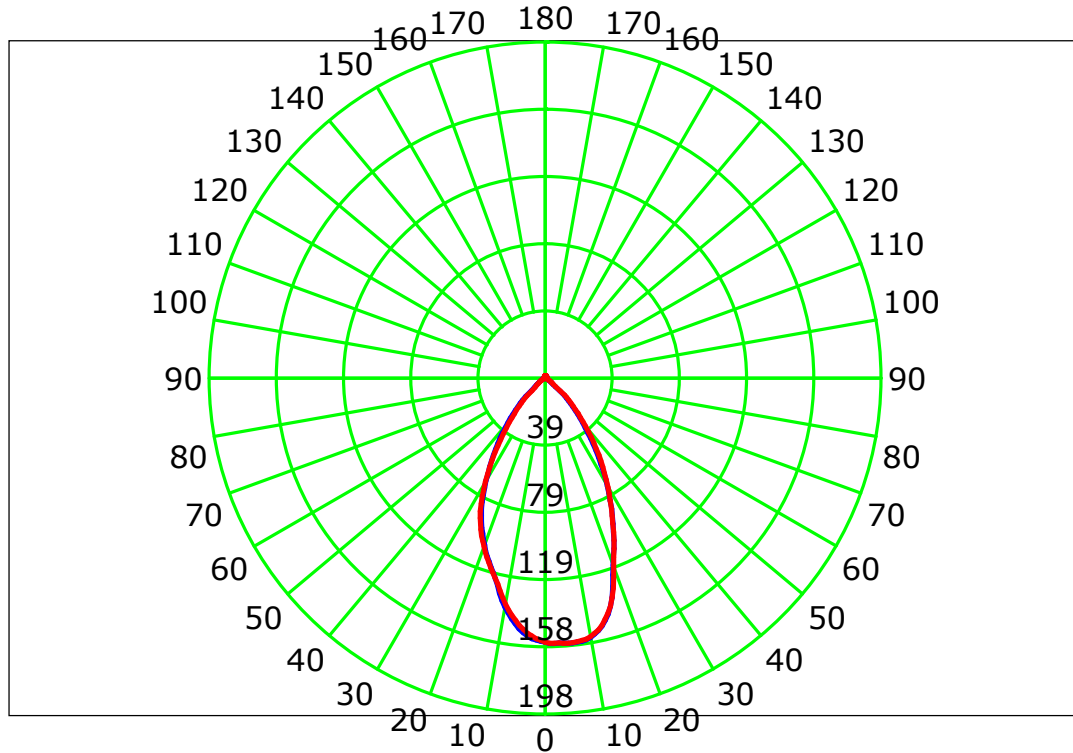
Test Device: GPM-1800B

Distance: 13.600 m [K=1.0000]

Humidity: 45% R.H

Inspector:

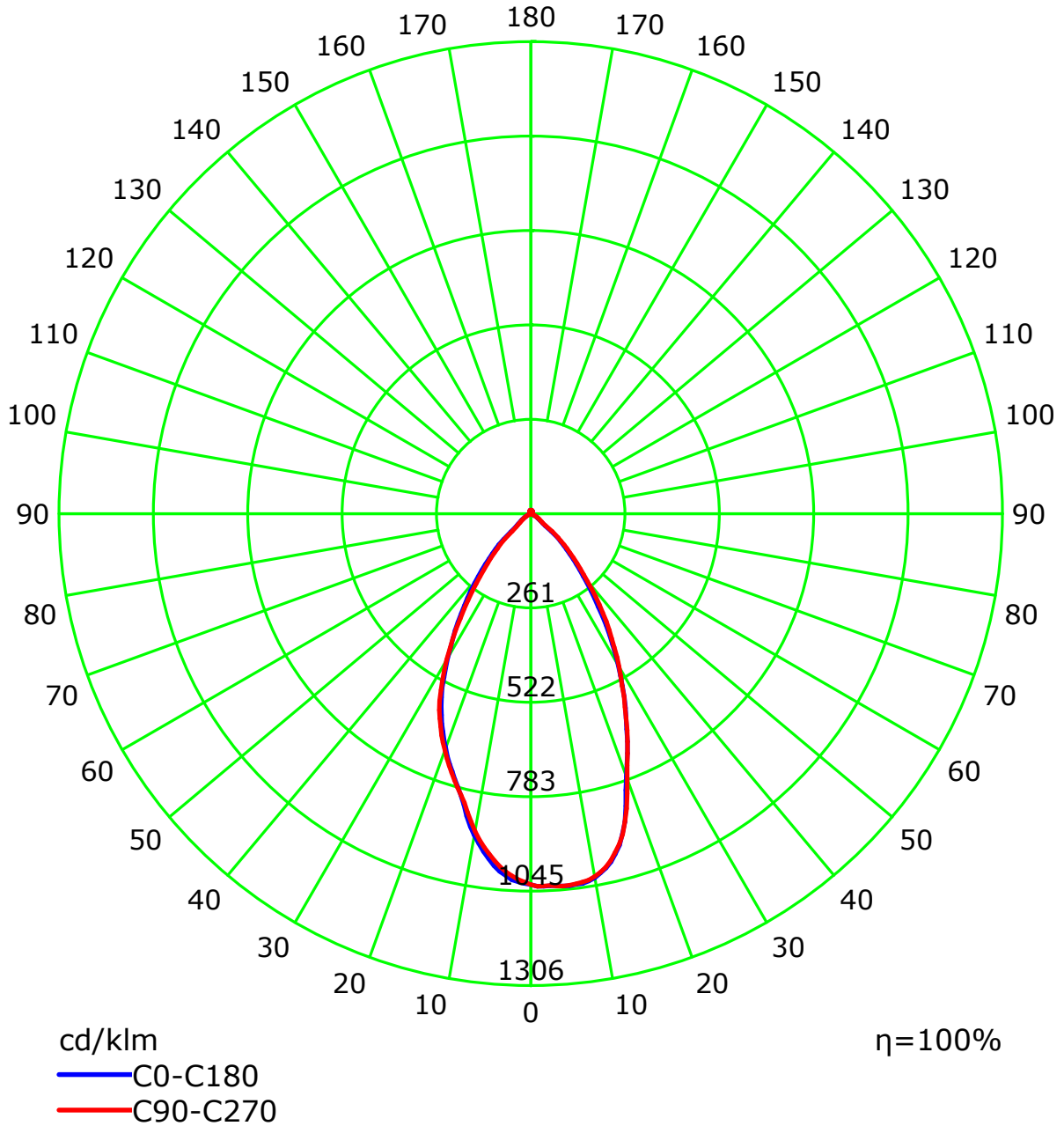
Luminous Intensity Distribution Curve



C Plane (°):0.0-360.0: 30.0
 Test Lab: MESTER LAB
 Test Type: TYPE C
 Temperature: 25.5°C

Gamma Plane (°):0.0-180.0:1.0
 Test Device: GPM-1800B
 Distance: 13.600 m [K=1.0000]
 Humidity: 45% R.H
 Inspector:

Luminous Intensity Distribution Curve(cd/klm)



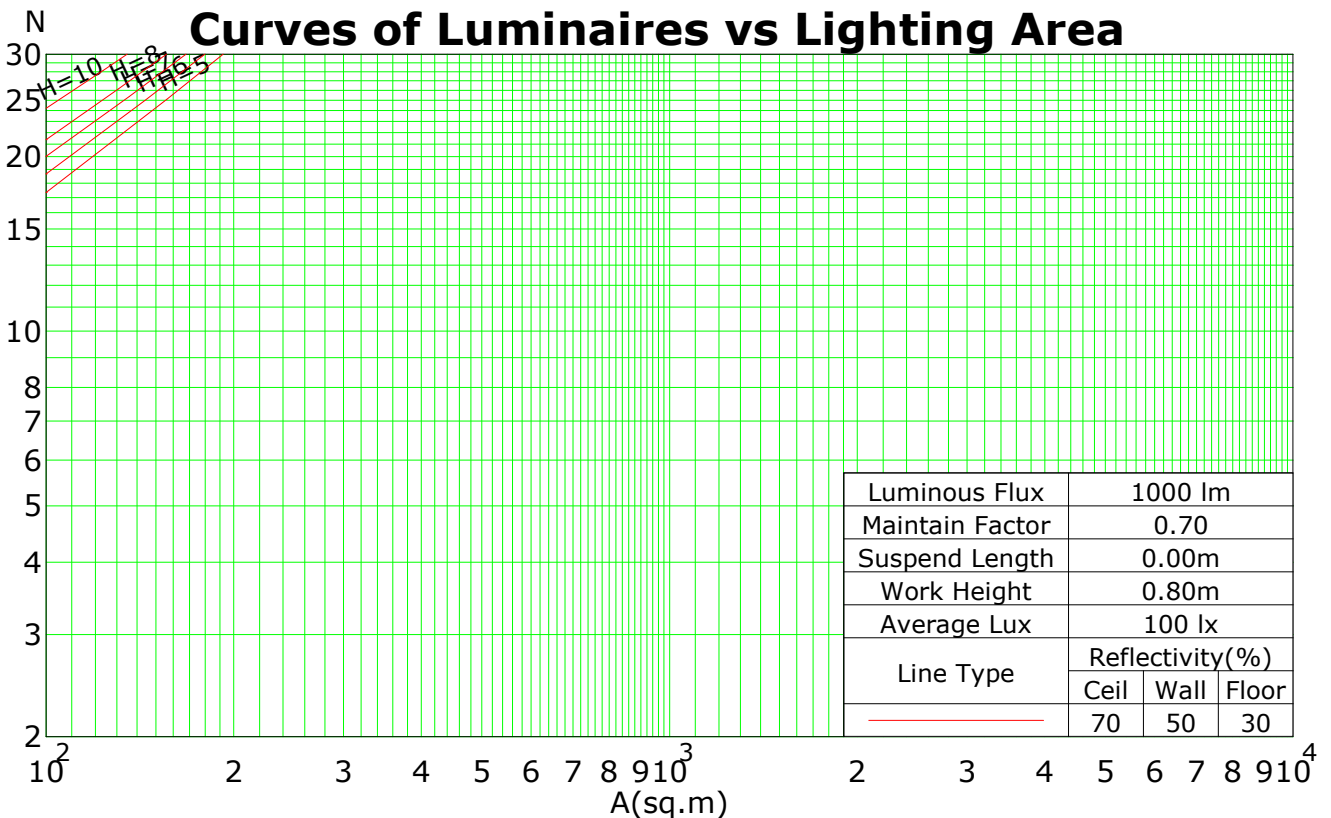
C Plane (°):0.0-360.0: 30.0
 Test Lab: MESTER LAB
 Test Type: TYPE C
 Temperature: 25.5°C

Gamma Plane (°):0.0-180.0:1.0
 Test Device: GPM-1800B
 Distance: 13.600 m [K=1.0000]
 Humidity: 45% R.H
 Inspector:

Coefficients Of Utilization - Zonal Cavity Method

RC	0.8	0.8	0.8	0.8	0.7	0.7	0.7	0.7	0.5	0.5	0.5	0.3	0.3	0.3	0.1	0.1	0.1	0
RW	0.7	0.5	0.3	0.1	0.7	0.5	0.3	0.1	0.5	0.3	0.1	0.5	0.3	0.1	0.5	0.3	0.1	0
RCR	RF = 0.2																	
0	1.19	1.19	1.19	1.19	1.16	1.16	1.16	1.16	1.10	1.10	1.10	1.05	1.05	1.05	1.00	1.00	1.00	0.98
1	1.12	1.10	1.07	1.04	1.10	1.07	1.05	1.03	1.03	1.01	0.99	0.99	0.97	0.96	0.95	0.94	0.93	0.91
2	1.06	1.01	0.97	0.93	1.04	0.99	0.95	0.92	0.96	0.92	0.90	0.92	0.90	0.87	0.89	0.87	0.85	0.83
3	1.00	0.94	0.88	0.84	0.98	0.92	0.87	0.83	0.89	0.85	0.81	0.86	0.83	0.80	0.84	0.81	0.78	0.77
4	0.95	0.87	0.81	0.76	0.93	0.85	0.80	0.76	0.83	0.78	0.75	0.81	0.77	0.73	0.79	0.75	0.72	0.71
5	0.90	0.81	0.74	0.70	0.88	0.80	0.74	0.69	0.78	0.72	0.69	0.76	0.71	0.68	0.74	0.70	0.67	0.65
6	0.85	0.75	0.69	0.64	0.83	0.74	0.68	0.64	0.73	0.67	0.63	0.71	0.66	0.63	0.69	0.65	0.62	0.61
7	0.80	0.70	0.64	0.59	0.79	0.70	0.63	0.59	0.68	0.63	0.59	0.67	0.62	0.58	0.65	0.61	0.58	0.56
8	0.76	0.66	0.60	0.55	0.75	0.65	0.59	0.55	0.64	0.59	0.55	0.63	0.58	0.54	0.62	0.57	0.54	0.52
9	0.72	0.62	0.56	0.51	0.71	0.61	0.55	0.51	0.60	0.55	0.51	0.59	0.54	0.51	0.58	0.54	0.50	0.49
10	0.69	0.58	0.52	0.48	0.67	0.58	0.52	0.48	0.57	0.52	0.48	0.56	0.51	0.48	0.55	0.51	0.47	0.46

Spacing Criteria (0-180): 0.85
 Spacing Criteria (90-270): 0.85
 Spacing Criteria (Diagonal): 0.89



C Plane (°):0.0-360.0: 30.0
 Test Lab: MESTER LAB
 Test Type: TYPE C
 Temperature: 25.5°C

Gamma Plane (°):0.0-180.0:1.0
 Test Device: GPM-1800B
 Distance: 13.600 m [K=1.0000]
 Humidity: 45% R.H
 Inspector:

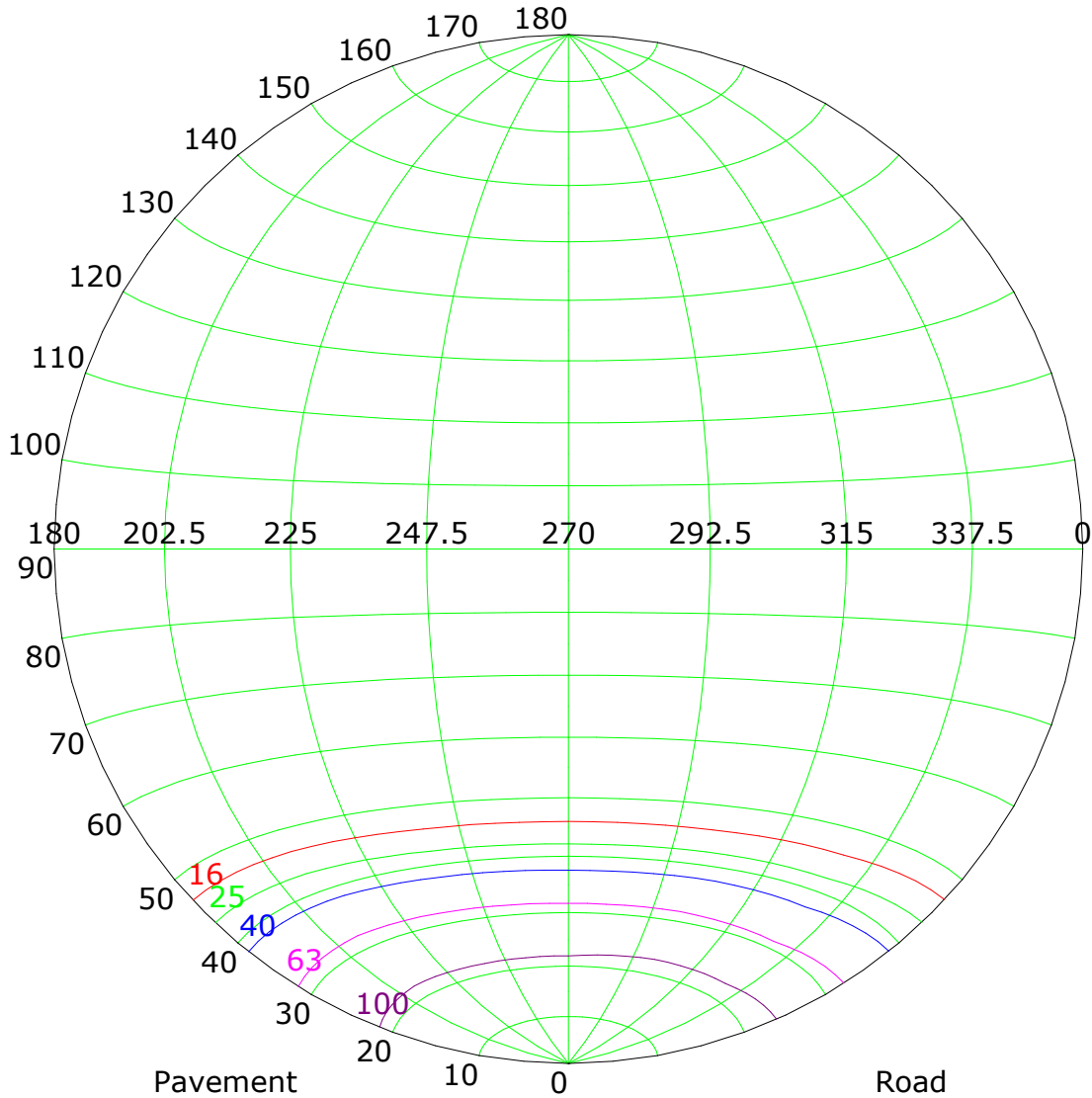
Isocandela (rectangle)



C Plane (°):0.0-360.0: 30.0
 Test Lab: MESTER LAB
 Test Type: TYPE C
 Temperature: 25.5°C

Gamma Plane (°):0.0-180.0:1.0
 Test Device: GPM-1800B
 Distance: 13.600 m [K=1.0000]
 Humidity: 45% R.H
 Inspector:

Isocandela (sphere)



Imax (100%): 159 cd

— (10%): 16 cd	— (16%): 25 cd
— (25%): 40 cd	— (40%): 63 cd
— (63%): 100 cd	— (100%): 159 cd

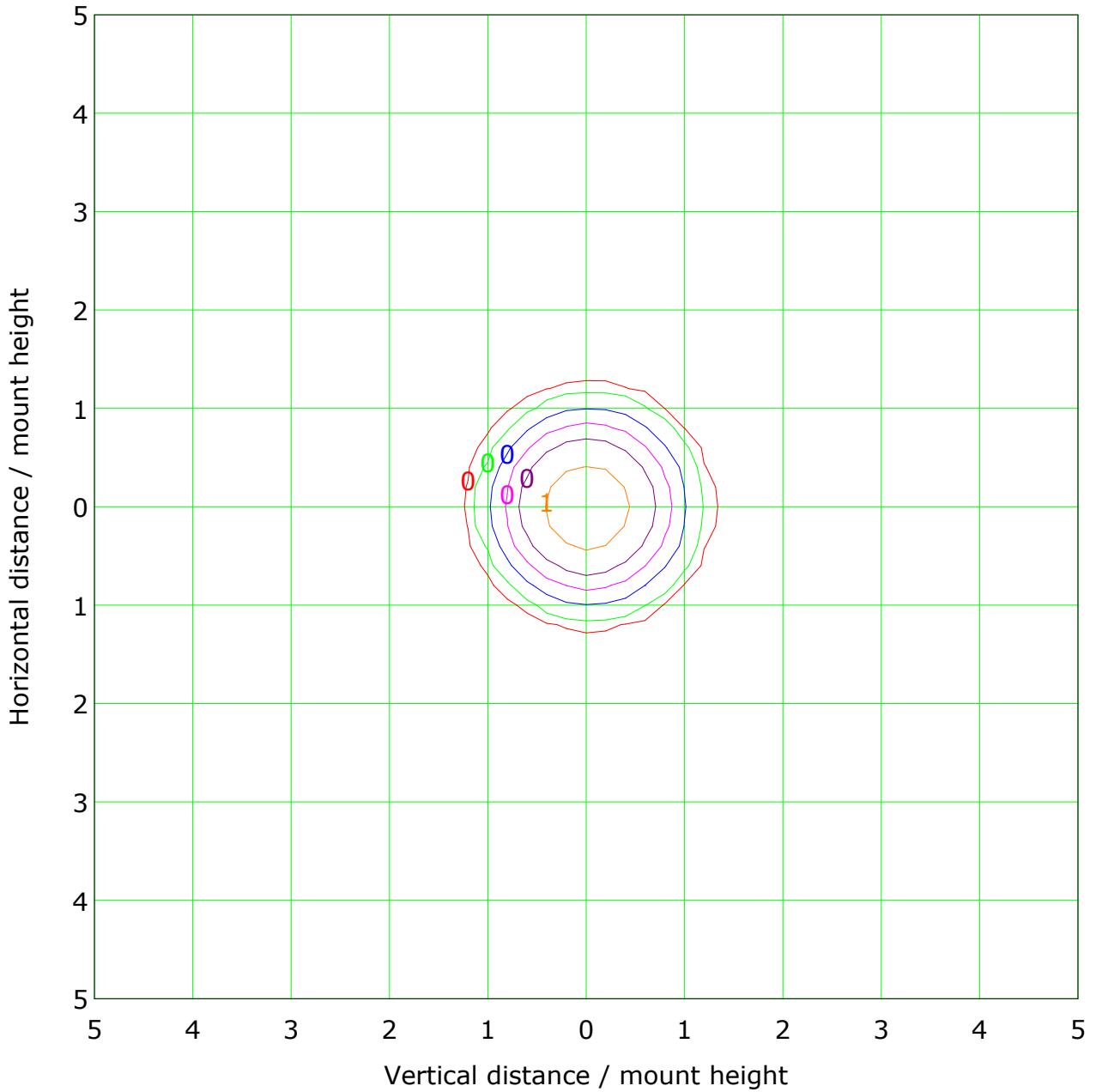
CIE: narrow - short
CIE: Full-cut-off luminaire
Max.At90: 1.833 cd/klm

IES: Cut-off
Max.At80: 2.095 cd/klm
Max.80-90: 2.095 cd/klm

C Plane (°):0.0-360.0: 30.0
Test Lab: MESTER LAB
Test Type: TYPE C
Temperature: 25.5°C

Gamma Plane (°):0.0-180.0:1.0
Test Device: GPM-1800B
Distance: 13.600 m [K=1.0000]
Humidity: 45% R.H
Inspector:

IsoLux Plot



Mounting Height: 10.0m Max Lux(100%): 1.6 lx

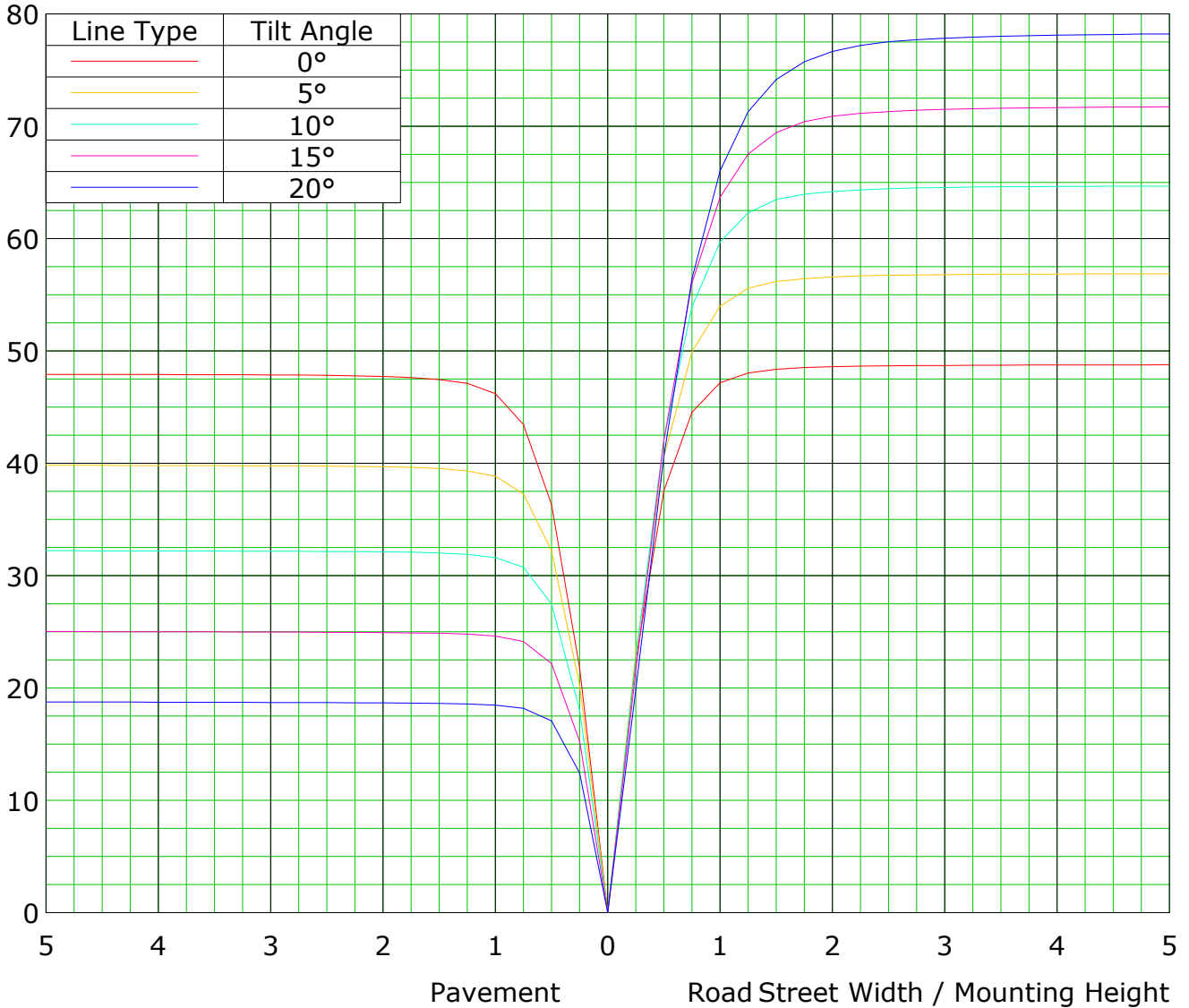
— (1%): 0.0 lx	— (2%): 0.0 lx
— (5%): 0.1 lx	— (10%): 0.2 lx
— (20%): 0.3 lx	— (50%): 0.8 lx
— (100%): 1.6 lx	

C Plane (°):0.0-360.0: 30.0
 Test Lab: MESTER LAB
 Test Type: TYPE C
 Temperature: 25.5°C

Gamma Plane (°):0.0-180.0:1.0
 Test Device: GPM-1800B
 Distance: 13.600 m [K=1.0000]
 Humidity: 45% R.H
 Inspector:

Roadway CU Curve

Efficiency(%)



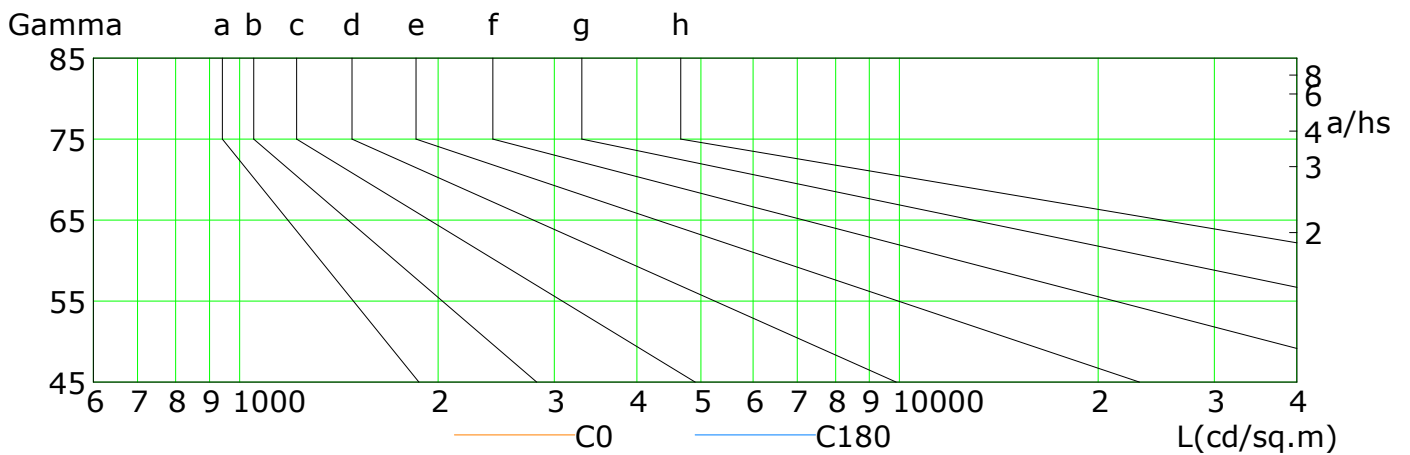
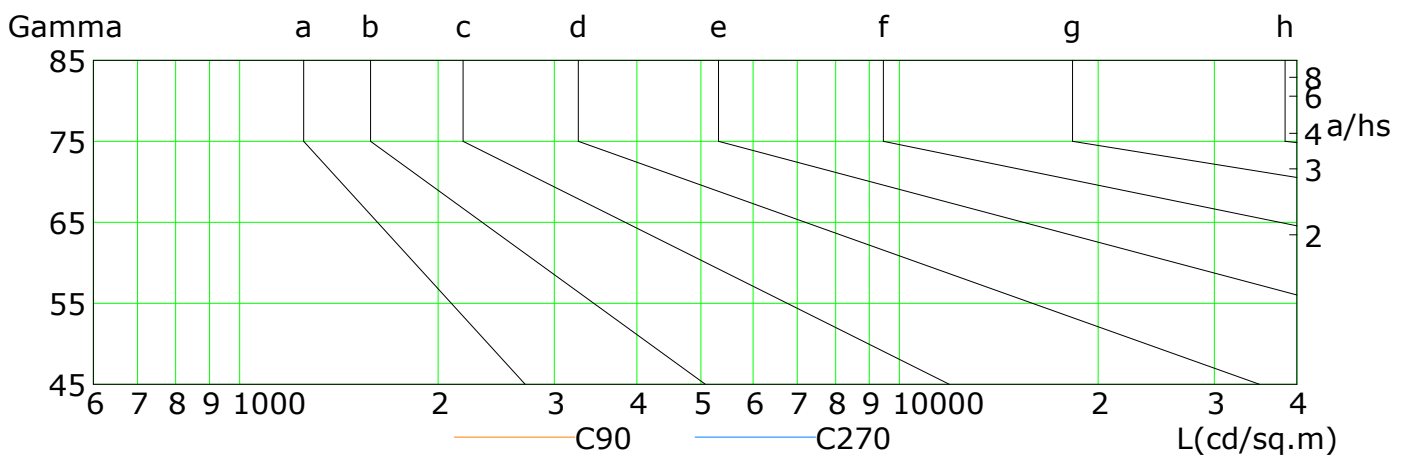
C Plane (°):0.0-360.0: 30.0
 Test Lab: MESTER LAB
 Test Type: TYPE C
 Temperature: 25.5°C

Gamma Plane (°):0.0-180.0:1.0
 Test Device: GPM-1800B
 Distance: 13.600 m [K=1.0000]
 Humidity: 45% R.H
 Inspector:

Lum Limit Curve

Dazzle	Quality	Illuminance (lx)							
		2000	1000	500	<=300				
1.15	A	2000	1000	500	<=300				
1.50	B		2000	1000	500	<=300			
1.85	C			2000	1000	500	<=300		
2.20	D				2000	1000	500	<=300	
2.55	E					2000	1000	500	<=300

a b c d e f g h

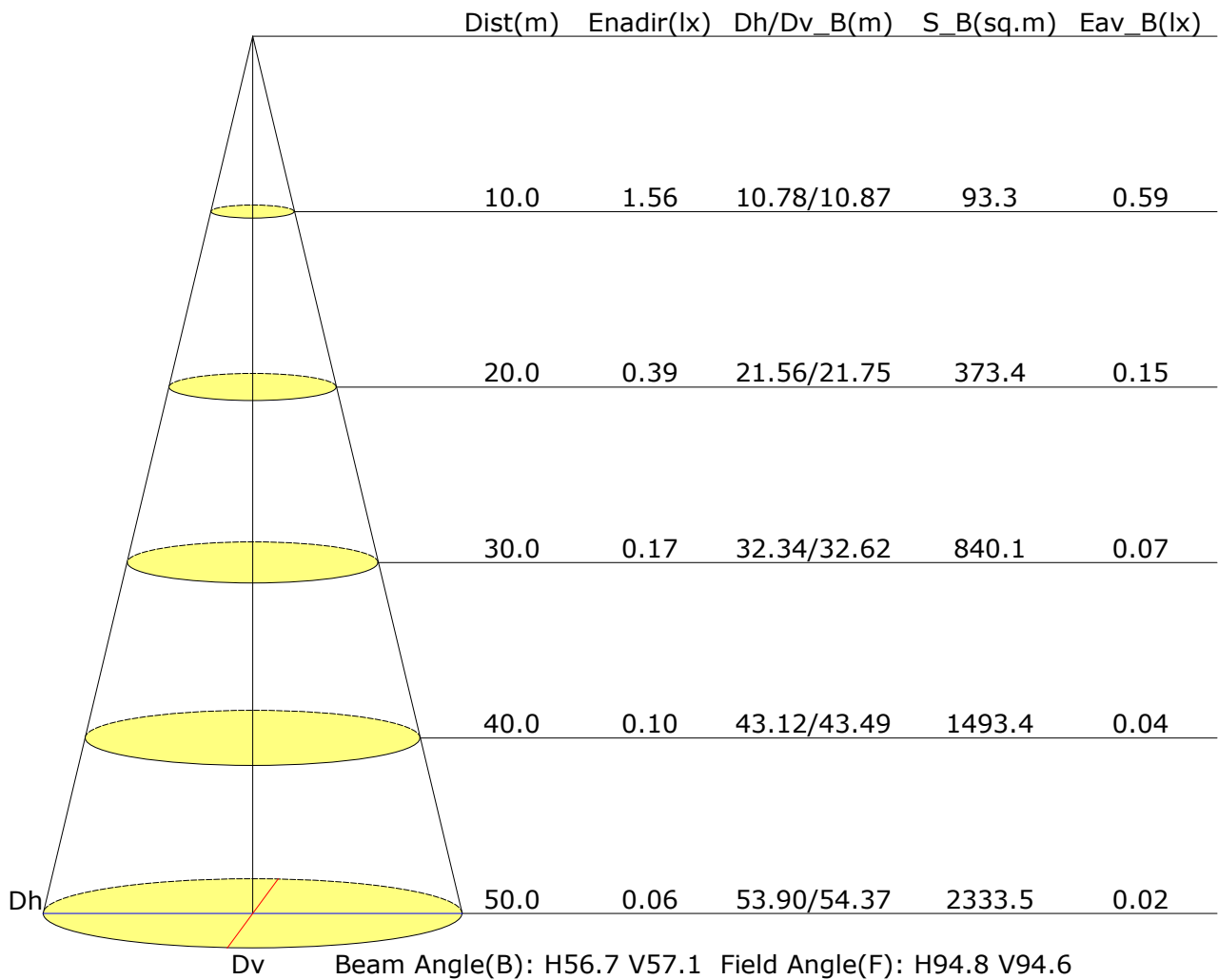


L(cd/sq.m)	G45	G50	G55	G60	G65	G70	G75	G80	G85
C0	21	8	5	3	1	1	0	0	0
C90	23	12	5	3	2	1	0	0	0
C180	21	8	5	3	2	1	0	0	0
C270	18	7	4	2	1	1	0	0	0

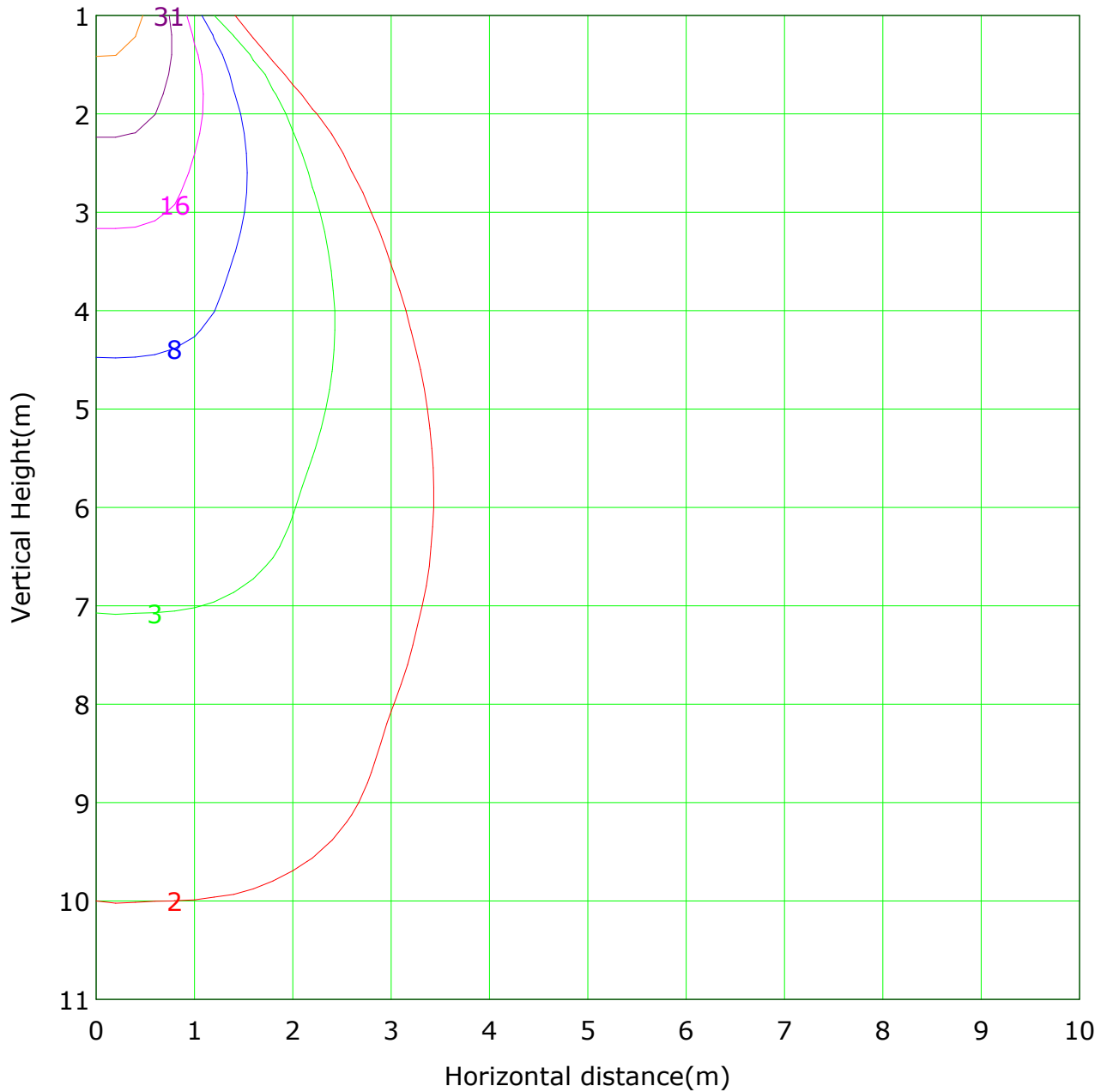
C Plane (°):0.0-360.0: 30.0
Test Lab: MESTER LAB
Test Type: TYPE C
Temperature: 25.5°C

Gamma Plane (°):0.0-180.0:1.0
Test Device: GPM-1800B
Distance: 13.600 m [K=1.0000]
Humidity: 45% R.H
Inspector:

Illuminance at a Distance



Vertical IsoLux Plot



Lowest(m): 1.0m Highest(m): 11.0m Max Lux: 155.9 lx

— (1%): 1.6 lx	— (2%): 3.1 lx
— (5%): 7.8 lx	— (10%): 15.6 lx
— (20%): 31.2 lx	— (50%): 78.0 lx
— (100%): 155.9 lx	

C Plane (°):0.0-360.0: 30.0
 Test Lab: MESTER LAB
 Test Type: TYPE C
 Temperature: 25.5°C

Gamma Plane (°):0.0-180.0:1.0
 Test Device: GPM-1800B
 Distance: 13.600 m [K=1.0000]
 Humidity: 45% R.H
 Inspector:

Area Flux Table

Unit: lm

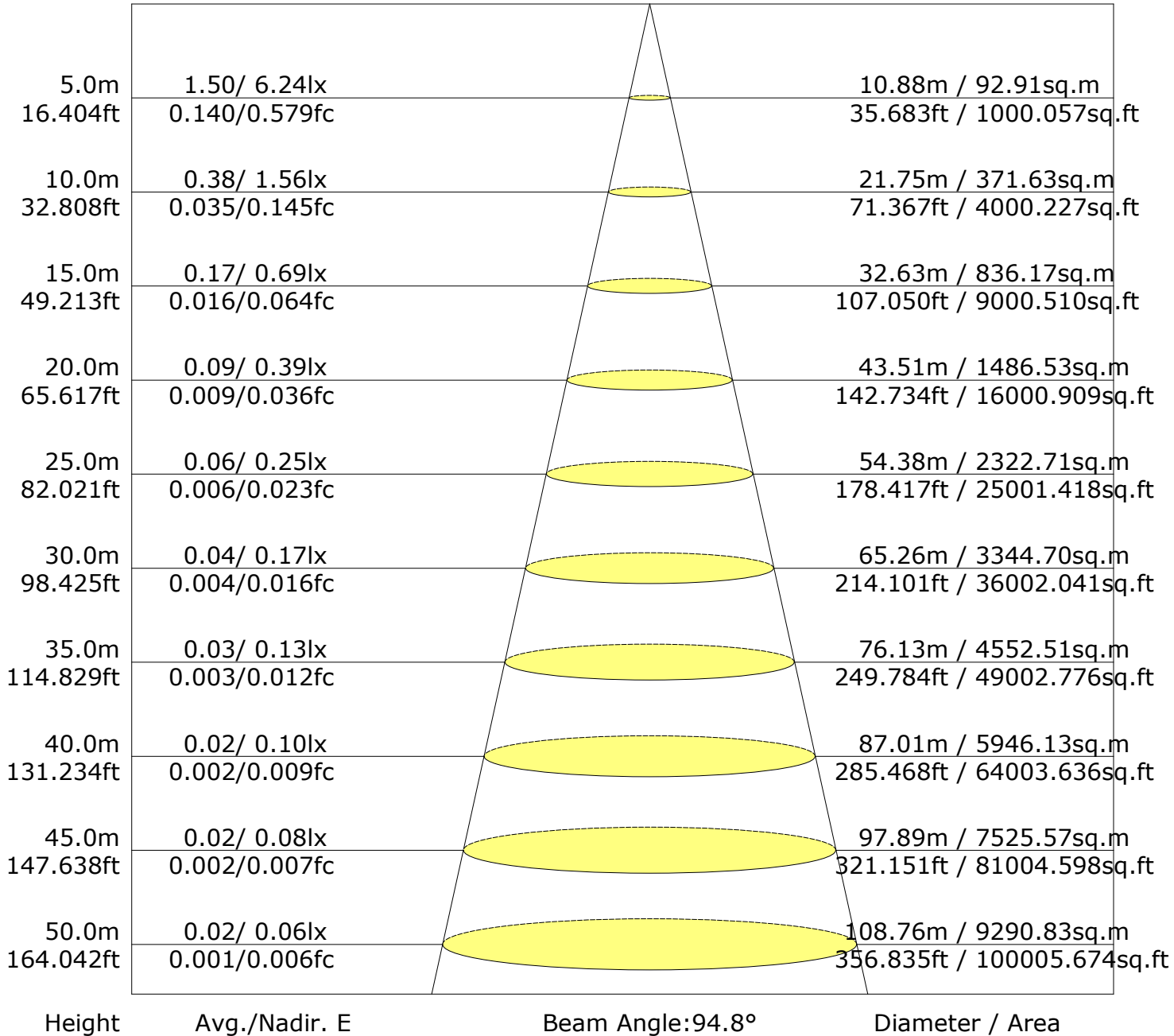
		Vertical plane																				
		-90	-80	-70	-60	-50	-40	-30	-20	-10	0	10	20	30	40	50	60	70	80	90	Flux(T)	Flux(E)
Horizontal plane	-90	0.0	0.0	0.0	0.0	0.0	0.0	0.0	0.0	0.0	0.0	0.0	0.0	0.0	0.0	0.0	0.0	0.0	0.0	0.0	0.0	0.0
	-80	0.0	0.0	0.0	0.0	0.0	0.0	0.0	0.0	0.0	0.0	0.0	0.0	0.0	0.0	0.0	0.0	0.0	0.0	0.0	0.0	0.0
	-70	0.0	0.0	0.0	0.0	0.0	0.0	0.0	0.0	0.0	0.0	0.0	0.0	0.0	0.0	0.0	0.0	0.0	0.0	0.0	0.0	0.0
	-60	0.0	0.0	0.0	0.0	0.0	0.0	0.0	0.0	0.0	0.0	0.0	0.0	0.0	0.0	0.0	0.0	0.0	0.0	0.0	0.2	0.0
	-50	0.0	0.0	0.0	0.0	0.0	0.0	0.0	0.0	0.0	0.0	0.0	0.0	0.0	0.0	0.0	0.0	0.0	0.0	0.0	0.6	0.0
	-40	0.0	0.0	0.0	0.0	0.0	0.0	0.0	0.0	0.0	0.0	0.0	0.0	0.0	0.0	0.0	0.0	0.0	0.0	0.0	2.5	1.4
	-30	0.0	0.0	0.0	0.0	0.0	0.0	0.0	0.0	0.0	0.0	0.0	0.0	0.0	0.0	0.0	0.0	0.0	0.0	0.0	7.3	6.6
	-20	0.0	0.0	0.0	0.0	0.0	0.0	0.0	0.0	0.0	0.0	0.0	0.0	0.0	0.0	0.0	0.0	0.0	0.0	0.0	14.5	13.9
	-10	0.0	0.0	0.0	0.0	0.0	0.0	0.0	0.0	0.0	0.0	0.0	0.0	0.0	0.0	0.0	0.0	0.0	0.0	0.0	21.7	21.0
	0	0.0	0.0	0.0	0.0	0.0	0.0	0.0	0.0	0.0	0.0	0.0	0.0	0.0	0.0	0.0	0.0	0.0	0.0	0.0	26.7	26.1
	10	0.0	0.0	0.0	0.0	0.0	0.0	0.0	0.0	0.0	0.0	0.0	0.0	0.0	0.0	0.0	0.0	0.0	0.0	0.0	27.3	26.7
	20	0.0	0.0	0.0	0.0	0.0	0.0	0.0	0.0	0.0	0.0	0.0	0.0	0.0	0.0	0.0	0.0	0.0	0.0	0.0	22.8	22.2
	30	0.0	0.0	0.0	0.0	0.0	0.0	0.0	0.0	0.0	0.0	0.0	0.0	0.0	0.0	0.0	0.0	0.0	0.0	0.0	14.5	13.9
	40	0.0	0.0	0.0	0.0	0.0	0.0	0.0	0.0	0.0	0.0	0.0	0.0	0.0	0.0	0.0	0.0	0.0	0.0	0.0	7.1	6.4
	50	0.0	0.0	0.0	0.0	0.0	0.0	0.0	0.0	0.0	0.0	0.0	0.0	0.0	0.0	0.0	0.0	0.0	0.0	0.0	2.4	1.4
	60	0.0	0.0	0.0	0.0	0.0	0.0	0.0	0.0	0.0	0.0	0.0	0.0	0.0	0.0	0.0	0.0	0.0	0.0	0.0	0.6	0.0
	70	0.0	0.0	0.0	0.0	0.0	0.0	0.0	0.0	0.0	0.0	0.0	0.0	0.0	0.0	0.0	0.0	0.0	0.0	0.0	0.2	0.0
	80	0.0	0.0	0.0	0.0	0.0	0.0	0.0	0.0	0.0	0.0	0.0	0.0	0.0	0.0	0.0	0.0	0.0	0.0	0.0	0.0	0.0
90	0.0	0.0	0.0	0.0	0.0	0.0	0.0	0.0	0.0	0.0	0.0	0.0	0.0	0.0	0.0	0.0	0.0	0.0	0.0	0.0	0.0	
																				149	140	

C Plane (°):0.0-360.0: 30.0
 Test Lab: MESTER LAB
 Test Type: TYPE C
 Temperature: 25.5°C

Gamma Plane (°):0.0-180.0:1.0
 Test Device: GPM-1800B
 Distance: 13.600 m [K=1.0000]
 Humidity: 45% R.H
 Inspector:

The Average Illuminance Effective Figure

Flux Out: 139.74lm



C Plane (°):0.0-360.0: 30.0
Test Lab: MESTER LAB
Test Type: TYPE C
Temperature: 25.5°C

Gamma Plane (°):0.0-180.0:1.0
Test Device: GPM-1800B
Distance: 13.600 m [K=1.0000]
Humidity: 45% R.H
Inspector:

UGR Table

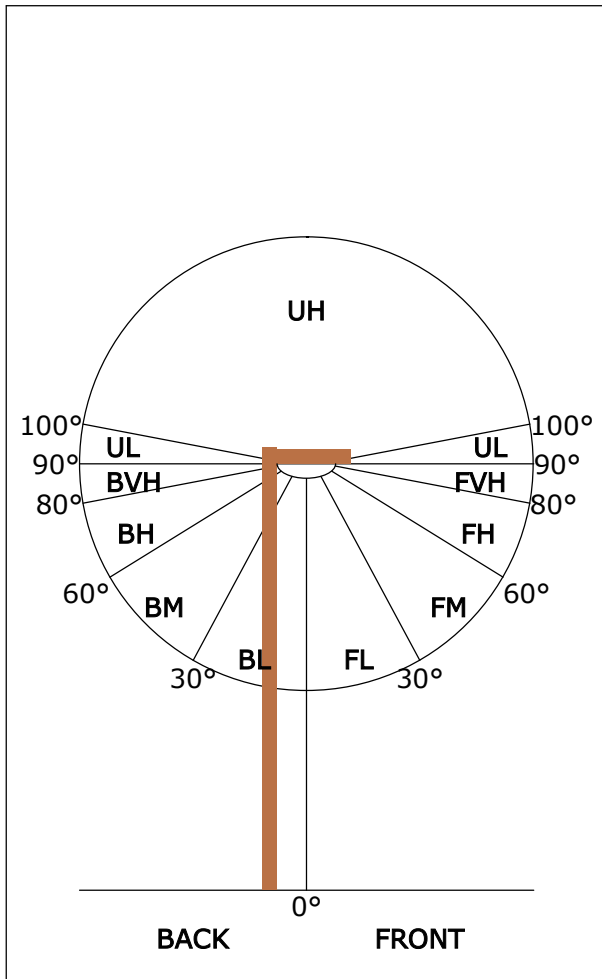
Reflectance:											
Ceiling (cavity)	0.7	0.7	0.5	0.5	0.3	0.7	0.7	0.5	0.5	0.3	
Wall	0.5	0.3	0.5	0.3	0.3	0.5	0.3	0.5	0.3	0.3	
Reference plane	0.2	0.2	0.2	0.2	0.2	0.2	0.2	0.2	0.2	0.2	
Room dimensions	Viewed crosswise					Viewed endwise					
X=2H Y=2H	1.\$	1.\$	1.\$	1.\$	1.\$	1.\$	1.\$	1.\$	1.\$	1.\$	1.\$
3H	1.\$	1.\$	1.\$	1.\$	1.\$	1.\$	1.\$	1.\$	1.\$	1.\$	1.\$
4H	1.\$	1.\$	1.\$	1.\$	1.\$	1.\$	1.\$	1.\$	1.\$	1.\$	1.\$
6H	1.\$	1.\$	1.\$	1.\$	1.\$	1.\$	1.\$	1.\$	1.\$	1.\$	1.\$
8H	1.\$	1.\$	1.\$	1.\$	1.\$	1.\$	1.\$	1.\$	1.\$	1.\$	1.\$
12H	1.\$	1.\$	1.\$	1.\$	1.\$	1.\$	1.\$	1.\$	1.\$	1.\$	1.\$
X=4H Y=2H	1.\$	1.\$	1.\$	1.\$	1.\$	1.\$	1.\$	1.\$	1.\$	1.\$	1.\$
3H	1.\$	1.\$	1.\$	1.\$	1.\$	1.\$	1.\$	1.\$	1.\$	1.\$	1.\$
4H	1.\$	1.\$	1.\$	1.\$	1.\$	1.\$	1.\$	1.\$	1.\$	1.\$	1.\$
6H	1.\$	1.\$	1.\$	1.\$	1.\$	1.\$	1.\$	1.\$	1.\$	1.\$	1.\$
8H	1.\$	1.\$	1.\$	1.\$	1.\$	1.\$	1.\$	1.\$	1.\$	1.\$	1.\$
12H	1.\$	1.\$	1.\$	1.\$	1.\$	1.\$	1.\$	1.\$	1.\$	1.\$	1.\$
X=8H Y=4H	1.\$	1.\$	1.\$	1.\$	1.\$	1.\$	1.\$	1.\$	1.\$	1.\$	1.\$
6H	1.\$	1.\$	1.\$	1.\$	1.\$	1.\$	1.\$	1.\$	1.\$	1.\$	1.\$
8H	1.\$	1.\$	1.\$	1.\$	1.\$	1.\$	1.\$	1.\$	1.\$	1.\$	1.\$
12H	1.\$	1.\$	1.\$	1.\$	1.\$	1.\$	1.\$	1.\$	1.\$	1.\$	1.\$
X=12H Y=4H	1.\$	1.\$	1.\$	1.\$	1.\$	1.\$	1.\$	1.\$	1.\$	1.\$	1.\$
6H	1.\$	1.\$	1.\$	1.\$	1.\$	1.\$	1.\$	1.\$	1.\$	1.\$	1.\$
8H	1.\$	1.\$	1.\$	1.\$	1.\$	1.\$	1.\$	1.\$	1.\$	1.\$	1.\$

Calculate in accordance with CIE 190:2010 The table is revised with $152lm$ ($8\log(F/F_0) = -6.5$).

C Plane (°):0.0-360.0: 30.0
 Test Lab: MESTER LAB
 Test Type: TYPE C
 Temperature: 25.5°C

Gamma Plane (°):0.0-180.0:1.0
 Test Device: GPM-1800B
 Distance: 13.600 m [K=1.0000]
 Humidity: 45% R.H
 Inspector:

FLUX DISTRIBUTION TABLE BASED ON THE IESNA LUMINAIRE CLASSIFICATION SYSTEM



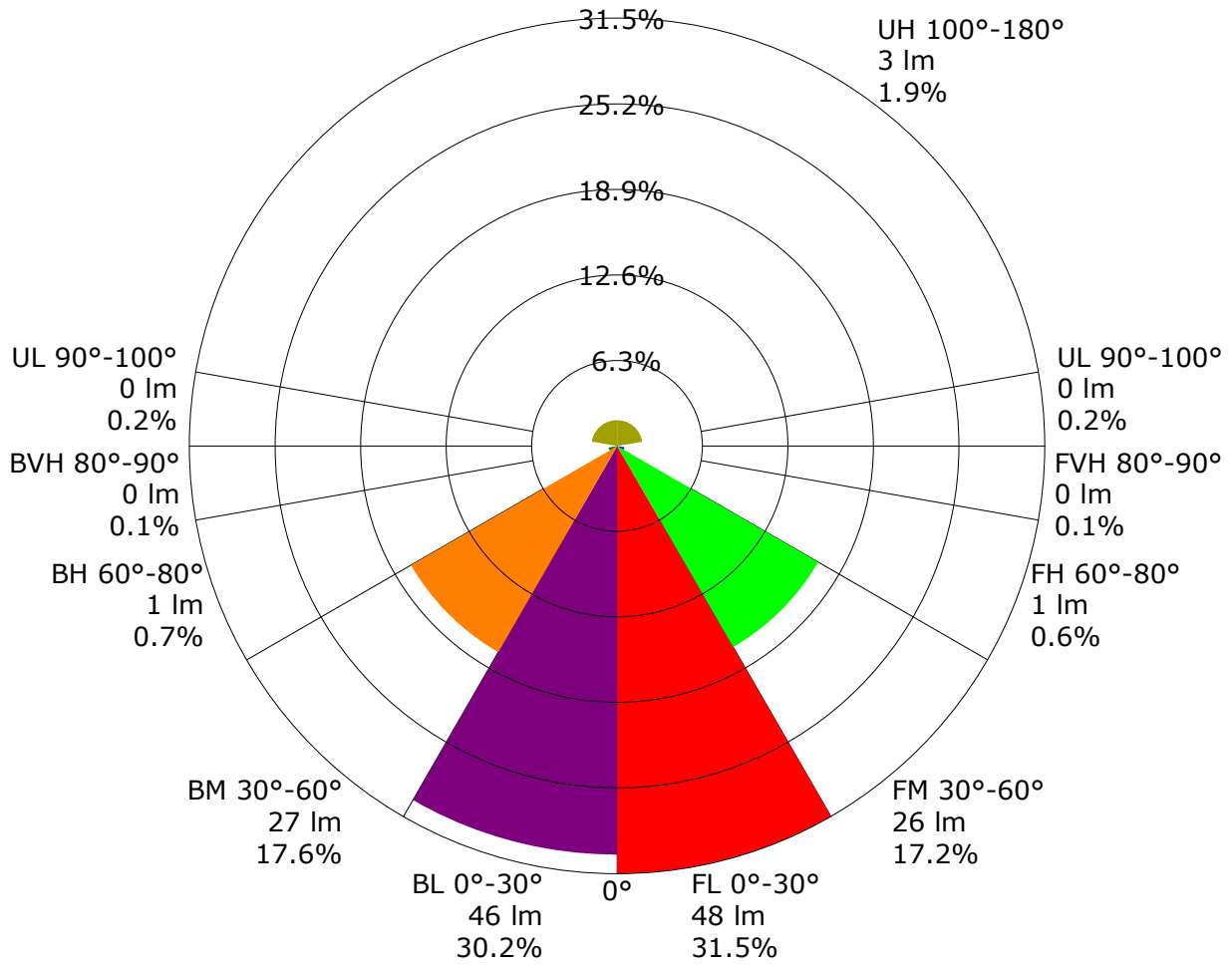
ZONE	LUMENS	% LAMP LUMENS
FORWARD LIGHT	75	49.4
FL (0°-30°)	48	31.5
FM (30°-60°)	26	17.2
FH (60°-80°)	1	0.6
FVH (80°-90°)	0	0.1
BACK LIGHT	74	48.5
BL (0°-30°)	46	30.2
BM (30°-60°)	27	17.6
BH (60°-80°)	1	0.7
BVH (80°-90°)	0	0.1
UP LIGHT	3	2.1
UL (90°-100°)	0	0.2
UH (100°-180°)	3	1.9
TRAPPED LIGHT	NA	NA

BUG(Backlight,Uplight,Glare) Rating Base On TM-15-07	
Asymmetrical Luminaire Types (Type I,II,III,IV)	B0 U1 G0
Quadrilateral Symmetrical Luminaire Types (Type V,Area Light)	B0 U1 G0

C Plane (°):0.0-360.0: 30.0
 Test Lab: MESTER LAB
 Test Type: TYPE C
 Temperature: 25.5°C

Gamma Plane (°):0.0-180.0:1.0
 Test Device: GPM-1800B
 Distance: 13.600 m [K=1.0000]
 Humidity: 45% R.H
 Inspector:

LCS Graph



Back Light

Forward Light

Scale= MAX LCS%

Trapped Light:NA,NA

Utilisation Factor Table(Floor cavity)

Utilisation Factors UF(F)			SHR NOM = 0.75									
Room Reflectance			Room Index(RI)									
Ceiling	Wall	Floor	0.75	1.00	1.25	1.50	2.00	2.50	3.00	4.00	5.00	
0.70	0.50	0.20	0.77	0.86	0.91	0.95	1.00	1.03	1.05	1.08	1.09	
		0.30	0.72	0.80	0.86	0.90	0.96	0.99	1.02	1.05	1.07	
		0.20	0.68	0.77	0.82	0.87	0.92	0.96	0.99	1.03	1.05	
0.50	0.50	0.20	0.76	0.84	0.89	0.92	0.96	0.99	1.01	1.03	1.05	
		0.30	0.71	0.79	0.84	0.88	0.93	0.96	0.99	1.01	1.03	
		0.20	0.68	0.76	0.81	0.85	0.90	0.94	0.96	1.00	1.02	
0.30	0.50	0.20	0.74	0.82	0.86	0.89	0.93	0.96	0.98	1.00	1.01	
		0.30	0.70	0.78	0.83	0.86	0.91	0.94	0.95	0.98	1.00	
		0.20	0.67	0.75	0.80	0.84	0.88	0.92	0.94	0.97	0.98	
0.00	0.00	0.00	0.65	0.73	0.77	0.81	0.85	0.88	0.89	0.92	0.93	
<p>Rating:2W Photometrically tested without ceiling board. Multiply UF values by service correction factors Calculate in accordance with CIBSE Technical Memorandum NO.5 1980</p>												

Utilisation Factor Table(Wall)

Utilisation Factors UF(W)			SHR NOM = 0.75									
Room Reflectance			Room Index(RI)									
Ceiling	Wall	Floor	0.75	1.00	1.25	1.50	2.00	2.50	3.00	4.00	5.00	
0.70	0.50	0.20	0.69	0.55	0.46	0.39	0.31	0.25	0.21	0.16	0.13	
	0.30		0.57	0.47	0.40	0.35	0.28	0.23	0.20	0.15	0.13	
	0.20		0.49	0.41	0.35	0.31	0.25	0.21	0.18	0.15	0.12	
0.50	0.50	0.20	0.66	0.52	0.43	0.37	0.29	0.27	0.20	0.15	0.12	
	0.30		0.55	0.45	0.38	0.33	0.26	0.22	0.18	0.14	0.12	
	0.20		0.48	0.40	0.34	0.30	0.24	0.20	0.17	0.14	0.11	
0.30	0.50	0.20	0.63	0.49	0.40	0.34	0.26	0.22	0.18	0.14	0.11	
	0.30		0.54	0.43	0.36	0.31	0.24	0.20	0.17	0.13	0.11	
	0.20		0.47	0.38	0.33	0.29	0.23	0.19	0.16	0.13	0.10	
0.00	0.00	0.00	0.34	0.26	0.22	0.18	0.14	0.11	0.10	0.07	0.06	
<p>Rating:2W Photometrically tested without ceiling board. Multiply UF values by service correction factors Calculate in accordance with CIBSE Technical Memorandum NO.5 1980</p>												

Utilisation Factor Table(Ceiling cavity)

Utilisation Factors UF(C)			SHR NOM = 0.75								
Room Reflectance			Room Index(RI)								
Ceiling	Wall	Floor	0.75	1.00	1.25	1.50	2.00	2.50	3.00	4.00	5.00
0.70	0.50	0.20	0.16	0.17	0.18	0.19	0.20	0.21	0.22	0.23	0.23
	0.30		0.11	0.13	0.14	0.15	0.17	0.19	0.19	0.21	0.22
	0.20		0.08	0.10	0.11	0.13	0.15	0.16	0.17	0.19	0.20
0.50	0.50	0.20	0.15	0.17	0.18	0.18	0.20	0.20	0.21	0.22	0.22
	0.30		0.11	0.13	0.14	0.15	0.17	0.18	0.19	0.20	0.21
	0.20		0.08	0.10	0.11	0.12	0.14	0.16	0.17	0.18	0.19
0.30	0.50	0.20	0.15	0.16	0.17	0.18	0.19	0.20	0.20	0.21	0.21
	0.30		0.11	0.12	0.14	0.15	0.16	0.17	0.18	0.19	0.20
	0.20		0.08	0.09	0.11	0.12	0.14	0.16	0.17	0.18	0.19
0.00	0.00	0.00	0.02	0.02	0.02	0.02	0.02	0.02	0.02	0.02	0.02
<p>Rating:2W Photometrically tested without ceiling board. Multiply UF values by service correction factors Calculate in accordance with CIBSE Technical Memorandum NO.5 1980</p>											

Zonal Lumen

Gamma [°]	I _{mean} [cd]	Zonal Flux [lm]	Sum Zonal Flux [lm]	Rel Zonal Flux [%]	Sum Rel Zonal Flux [%]
0.0-1.0	155.9	0.1	0.1	0.10	0.10
1.0-2.0	155.7	0.4	0.6	0.29	0.39
2.0-3.0	155.1	0.7	1.3	0.49	0.88
3.0-4.0	154.5	1.0	2.4	0.68	1.56
4.0-5.0	153.8	1.3	3.7	0.87	2.43
5.0-6.0	153.0	1.6	5.3	1.06	3.49
6.0-7.0	151.9	1.9	7.2	1.24	4.74
7.0-8.0	150.6	2.2	9.3	1.42	6.16
8.0-9.0	149.1	2.4	11.8	1.59	7.75
9.0-10.0	147.3	2.7	14.4	1.76	9.50
10.0-11.0	145.3	2.9	17.3	1.91	11.42
11.0-12.0	143.0	3.1	20.5	2.06	13.48
12.0-13.0	140.3	3.3	23.8	2.19	15.67
13.0-14.0	137.3	3.5	27.3	2.31	17.98
14.0-15.0	134.2	3.7	31.0	2.43	20.41
15.0-16.0	130.9	3.8	34.8	2.53	22.94
16.0-17.0	127.4	4.0	38.8	2.61	25.55
17.0-18.0	123.6	4.1	42.9	2.69	28.24
18.0-19.0	119.7	4.2	47.0	2.74	30.98
19.0-20.0	115.5	4.2	51.3	2.79	33.76
20.0-21.0	111.3	4.3	55.5	2.81	36.58
21.0-22.0	107.0	4.3	59.8	2.83	39.41
22.0-23.0	102.9	4.3	64.2	2.84	42.26
23.0-24.0	98.9	4.3	68.5	2.85	45.11
24.0-25.0	95.0	4.3	72.8	2.84	47.95
25.0-26.0	91.0	4.3	77.1	2.83	50.78
26.0-27.0	87.0	4.3	81.4	2.80	53.58
27.0-28.0	82.8	4.2	85.5	2.76	56.35
28.0-29.0	78.6	4.1	89.7	2.71	59.06
29.0-30.0	74.5	4.0	93.7	2.65	61.70
30.0-31.0	70.3	3.9	97.6	2.58	64.28
31.0-32.0	66.2	3.8	101.4	2.50	66.78
32.0-33.0	62.1	3.7	105.1	2.41	69.19
33.0-34.0	58.2	3.5	108.6	2.32	71.51
34.0-35.0	54.3	3.4	111.9	2.22	73.73
35.0-36.0	50.4	3.2	115.2	2.11	75.84

C Plane (°):0.0-360.0: 30.0
 Test Lab: MESTER LAB
 Test Type: TYPE C
 Temperature: 25.5°C

Gamma Plane (°):0.0-180.0:1.0
 Test Device: GPM-1800B
 Distance: 13.600 m [K=1.0000]
 Humidity: 45% R.H
 Inspector:

Zonal Lumen (Continue 1)

Gamma [°]	Imean [cd]	Zonal Flux [lm]	Sum Zonal Flux [lm]	Rel Zonal Flux [%]	Sum Rel Zonal Flux [%]
36.0-37.0	46.7	3.0	118.2	2.00	77.85
37.0-38.0	43.1	2.9	121.1	1.89	79.74
38.0-39.0	39.5	2.7	123.8	1.78	81.52
39.0-40.0	36.1	2.5	126.3	1.66	83.18
40.0-41.0	32.9	2.3	128.6	1.54	84.72
41.0-42.0	29.9	2.2	130.8	1.43	86.16
42.0-43.0	27.1	2.0	132.8	1.32	87.48
43.0-44.0	24.4	1.8	134.7	1.21	88.69
44.0-45.0	22.0	1.7	136.3	1.11	89.80
45.0-46.0	19.7	1.5	137.9	1.02	90.82
46.0-47.0	17.1	1.4	139.3	0.90	91.72
47.0-48.0	14.3	1.2	140.4	0.76	92.48
48.0-49.0	11.9	1.0	141.4	0.64	93.12
49.0-50.0	9.7	0.8	142.2	0.53	93.65
50.0-51.0	7.7	0.7	142.8	0.43	94.08
51.0-52.0	6.4	0.6	143.4	0.36	94.45
52.0-53.0	5.7	0.5	143.9	0.33	94.78
53.0-54.0	5.2	0.5	144.4	0.30	95.08
54.0-55.0	4.8	0.4	144.8	0.28	95.36
55.0-56.0	4.3	0.4	145.2	0.26	95.62
56.0-57.0	4.0	0.4	145.5	0.24	95.85
57.0-58.0	3.6	0.3	145.9	0.22	96.07
58.0-59.0	3.2	0.3	146.2	0.20	96.27
59.0-60.0	2.9	0.3	146.4	0.18	96.45
60.0-61.0	2.6	0.2	146.7	0.16	96.62
61.0-62.0	2.3	0.2	146.9	0.14	96.76
62.0-63.0	2.0	0.2	147.1	0.13	96.89
63.0-64.0	1.7	0.2	147.3	0.11	97.00
64.0-65.0	1.5	0.1	147.4	0.10	97.10
65.0-66.0	1.3	0.1	147.6	0.09	97.19
66.0-67.0	1.1	0.1	147.7	0.08	97.26
67.0-68.0	1.0	0.1	147.8	0.06	97.33
68.0-69.0	0.8	0.1	147.9	0.06	97.38
69.0-70.0	0.7	0.1	147.9	0.05	97.43
70.0-71.0	0.6	0.1	148.0	0.04	97.47
71.0-72.0	0.6	0.1	148.0	0.04	97.51

C Plane (°):0.0-360.0: 30.0
 Test Lab: MESTER LAB
 Test Type: TYPE C
 Temperature: 25.5°C

Gamma Plane (°):0.0-180.0:1.0
 Test Device: GPM-1800B
 Distance: 13.600 m [K=1.0000]
 Humidity: 45% R.H
 Inspector:

Zonal Lumen (Continue 2)

Gamma [°]	I _{mean} [cd]	Zonal Flux [lm]	Sum Zonal Flux [lm]	Rel Zonal Flux [%]	Sum Rel Zonal Flux [%]
72.0-73.0	0.5	0.1	148.1	0.03	97.54
73.0-74.0	0.4	0.0	148.1	0.03	97.58
74.0-75.0	0.4	0.0	148.2	0.03	97.60
75.0-76.0	0.4	0.0	148.2	0.03	97.63
76.0-77.0	0.3	0.0	148.3	0.02	97.65
77.0-78.0	0.3	0.0	148.3	0.02	97.67
78.0-79.0	0.3	0.0	148.3	0.02	97.70
79.0-80.0	0.3	0.0	148.4	0.02	97.72
80.0-81.0	0.3	0.0	148.4	0.02	97.74
81.0-82.0	0.3	0.0	148.4	0.02	97.75
82.0-83.0	0.3	0.0	148.4	0.02	97.77
83.0-84.0	0.3	0.0	148.5	0.02	97.79
84.0-85.0	0.3	0.0	148.5	0.02	97.81
85.0-86.0	0.3	0.0	148.5	0.02	97.83
86.0-87.0	0.2	0.0	148.6	0.02	97.85
87.0-88.0	0.2	0.0	148.6	0.02	97.86
88.0-89.0	0.2	0.0	148.6	0.02	97.88
89.0-90.0	0.2	0.0	148.6	0.02	97.90
90.0-91.0	0.2	0.0	148.7	0.02	97.92
91.0-92.0	0.3	0.0	148.7	0.02	97.94
92.0-93.0	0.3	0.0	148.7	0.02	97.95
93.0-94.0	0.3	0.0	148.8	0.02	97.97
94.0-95.0	0.3	0.0	148.8	0.02	97.99
95.0-96.0	0.3	0.0	148.8	0.02	98.01
96.0-97.0	0.3	0.0	148.8	0.02	98.03
97.0-98.0	0.3	0.0	148.9	0.02	98.04
98.0-99.0	0.3	0.0	148.9	0.02	98.06
99.0-100.0	0.3	0.0	148.9	0.02	98.08
100.0-101.0	0.3	0.0	148.9	0.02	98.10
101.0-102.0	0.3	0.0	149.0	0.02	98.12
102.0-103.0	0.3	0.0	149.0	0.02	98.14
103.0-104.0	0.3	0.0	149.0	0.02	98.15
104.0-105.0	0.3	0.0	149.1	0.02	98.17
105.0-106.0	0.3	0.0	149.1	0.02	98.19
106.0-107.0	0.3	0.0	149.1	0.02	98.21
107.0-108.0	0.3	0.0	149.1	0.02	98.23

C Plane (°):0.0-360.0: 30.0
 Test Lab: MESTER LAB
 Test Type: TYPE C
 Temperature: 25.5°C
 Operator: YanQin Zeng

Gamma Plane (°):0.0-180.0:1.0
 Test Device: GPM-1800B
 Distance: 13.600 m [K=1.0000]
 Humidity: 45% R.H
 Inspector:

Zonal Lumen (Continue 3)

Gamma [°]	I _{mean} [cd]	Zonal Flux [lm]	Sum Zonal Flux [lm]	Rel Zonal Flux [%]	Sum Rel Zonal Flux [%]
108.0-109.0	0.3	0.0	149.2	0.02	98.24
109.0-110.0	0.3	0.0	149.2	0.02	98.26
110.0-111.0	0.3	0.0	149.2	0.02	98.28
111.0-112.0	0.3	0.0	149.2	0.02	98.30
112.0-113.0	0.3	0.0	149.3	0.02	98.32
113.0-114.0	0.3	0.0	149.3	0.02	98.34
114.0-115.0	0.3	0.0	149.3	0.02	98.36
115.0-116.0	0.3	0.0	149.4	0.02	98.38
116.0-117.0	0.3	0.0	149.4	0.02	98.40
117.0-118.0	0.3	0.0	149.4	0.02	98.42
118.0-119.0	0.3	0.0	149.5	0.02	98.44
119.0-120.0	0.3	0.0	149.5	0.02	98.46
120.0-121.0	0.3	0.0	149.5	0.02	98.48
121.0-122.0	0.4	0.0	149.6	0.02	98.50
122.0-123.0	0.4	0.0	149.6	0.02	98.53
123.0-124.0	0.4	0.0	149.6	0.02	98.55
124.0-125.0	0.4	0.0	149.7	0.02	98.57
125.0-126.0	0.4	0.0	149.7	0.02	98.60
126.0-127.0	0.4	0.0	149.7	0.02	98.62
127.0-128.0	0.4	0.0	149.8	0.02	98.65
128.0-129.0	0.5	0.0	149.8	0.03	98.67
129.0-130.0	0.5	0.0	149.9	0.03	98.70
130.0-131.0	0.5	0.0	149.9	0.03	98.73
131.0-132.0	0.5	0.0	149.9	0.03	98.75
132.0-133.0	0.5	0.0	150.0	0.03	98.78
133.0-134.0	0.5	0.0	150.0	0.03	98.81
134.0-135.0	0.6	0.0	150.1	0.03	98.84
135.0-136.0	0.6	0.0	150.1	0.03	98.87
136.0-137.0	0.6	0.0	150.2	0.03	98.90
137.0-138.0	0.6	0.0	150.2	0.03	98.93
138.0-139.0	0.7	0.0	150.3	0.03	98.96
139.0-140.0	0.7	0.0	150.3	0.03	98.99
140.0-141.0	0.7	0.0	150.4	0.03	99.03
141.0-142.0	0.7	0.1	150.4	0.03	99.06
142.0-143.0	0.8	0.1	150.5	0.03	99.09
143.0-144.0	0.8	0.1	150.5	0.03	99.13

C Plane (°):0.0-360.0: 30.0
 Test Lab: MESTER LAB
 Test Type: TYPE C
 Temperature: 25.5°C

Gamma Plane (°):0.0-180.0:1.0
 Test Device: GPM-1800B
 Distance: 13.600 m [K=1.0000]
 Humidity: 45% R.H
 Inspector:

Zonal Lumen (Continue 4)

Gamma [°]	Imean [cd]	Zonal Flux [lm]	Sum Zonal Flux [lm]	Rel Zonal Flux [%]	Sum Rel Zonal Flux [%]
144.0-145.0	0.8	0.1	150.6	0.03	99.16
145.0-146.0	0.8	0.1	150.6	0.03	99.20
146.0-147.0	0.9	0.1	150.7	0.03	99.23
147.0-148.0	0.9	0.1	150.7	0.03	99.26
148.0-149.0	0.9	0.1	150.8	0.03	99.30
149.0-150.0	0.9	0.1	150.8	0.03	99.33
150.0-151.0	1.0	0.1	150.9	0.03	99.37
151.0-152.0	1.0	0.1	150.9	0.03	99.40
152.0-153.0	1.0	0.1	151.0	0.03	99.44
153.0-154.0	1.0	0.1	151.0	0.03	99.47
154.0-155.0	1.1	0.1	151.1	0.03	99.50
155.0-156.0	1.1	0.1	151.1	0.03	99.54
156.0-157.0	1.1	0.0	151.2	0.03	99.57
157.0-158.0	1.2	0.0	151.2	0.03	99.60
158.0-159.0	1.2	0.0	151.3	0.03	99.63
159.0-160.0	1.2	0.0	151.3	0.03	99.66
160.0-161.0	1.2	0.0	151.4	0.03	99.69
161.0-162.0	1.2	0.0	151.4	0.03	99.72
162.0-163.0	1.3	0.0	151.4	0.03	99.75
163.0-164.0	1.3	0.0	151.5	0.03	99.78
164.0-165.0	1.3	0.0	151.5	0.03	99.80
165.0-166.0	1.3	0.0	151.6	0.02	99.83
166.0-167.0	1.4	0.0	151.6	0.02	99.85
167.0-168.0	1.4	0.0	151.6	0.02	99.87
168.0-169.0	1.4	0.0	151.7	0.02	99.89
169.0-170.0	1.4	0.0	151.7	0.02	99.91
170.0-171.0	1.4	0.0	151.7	0.02	99.93
171.0-172.0	1.4	0.0	151.7	0.02	99.94
172.0-173.0	1.5	0.0	151.8	0.01	99.95
173.0-174.0	1.5	0.0	151.8	0.01	99.97
174.0-175.0	1.5	0.0	151.8	0.01	99.98
175.0-176.0	1.5	0.0	151.8	0.01	99.98
176.0-177.0	1.5	0.0	151.8	0.01	99.99
177.0-178.0	1.5	0.0	151.8	0.00	100.00
178.0-179.0	1.5	0.0	151.8	0.00	100.00
179.0-180.0	1.5	0.0	151.8	0.00	100.00

C Plane (°):0.0-360.0: 30.0
 Test Lab: MESTER LAB
 Test Type: TYPE C
 Temperature: 25.5°C

Gamma Plane (°):0.0-180.0:1.0
 Test Device: GPM-1800B
 Distance: 13.600 m [K=1.0000]
 Humidity: 45% R.H
 Inspector:

Zonal Lumen (Continue 5)

cone flux(90°): 136.35 lm

%lum = 89.8%

%lamp = 89.8%

cone flux(120°): 146.45 lm

%lum = 96.5%

%lamp = 96.5%

Candlepower Table

Unit: cd

G\C	C0.0	C30.0	C60.0	C90.0	C120.0	C150.0	C180.0	C210.0	C240.0
G0.0	155.9	155.8	155.8	155.9	155.8	156.1	155.9	155.8	155.8
G1.0	156.7	156.7	156.7	156.6	156.2	155.9	155.4	154.9	154.8
G2.0	156.7	156.9	156.9	156.6	156.4	155.8	154.8	154.1	153.7
G3.0	156.5	157.1	157.1	156.5	155.7	155.3	154.0	152.8	152.0
G4.0	156.7	157.7	157.6	156.9	155.2	154.5	152.5	151.1	150.3
G5.0	157.1	158.2	158.3	157.1	155.3	153.5	150.9	149.1	148.5
G6.0	157.2	158.4	158.7	157.0	154.8	152.1	148.7	147.1	146.2
G7.0	156.9	158.6	158.5	156.6	154.4	151.0	146.1	144.4	143.4
G8.0	156.9	158.4	158.1	156.4	153.7	149.6	143.5	141.6	140.4
G9.0	156.3	158.0	157.5	155.9	152.7	148.1	140.3	138.1	137.4
G10.0	155.4	157.4	156.6	154.8	151.5	146.0	137.3	135.4	134.4
G11.0	153.8	156.1	155.2	153.4	150.1	143.8	133.9	132.7	131.1
G12.0	152.2	154.7	153.3	151.9	148.4	141.3	130.0	129.4	127.6
G13.0	150.1	152.9	151.3	149.5	146.2	137.9	125.5	126.0	124.5
G14.0	147.3	150.4	148.9	146.7	143.9	134.4	121.9	122.9	120.7
G15.0	144.2	147.9	145.9	143.7	141.3	130.3	119.0	119.7	117.9
G16.0	140.0	144.8	142.1	140.1	137.8	125.9	116.1	116.2	115.4
G17.0	135.3	140.8	138.2	135.3	134.1	121.5	113.3	113.4	113.0
G18.0	129.2	136.5	133.8	130.3	130.2	118.0	110.7	111.0	110.5
G19.0	122.9	131.7	128.2	124.5	125.9	114.6	108.0	108.7	108.1
G20.0	117.5	126.1	122.9	118.6	120.3	111.4	104.8	106.0	105.6
G21.0	112.8	119.7	116.6	113.3	114.6	107.8	101.9	103.4	103.3
G22.0	108.4	112.7	109.3	108.7	109.2	104.4	98.8	100.9	100.5
G23.0	104.1	107.2	104.0	104.2	104.3	101.1	95.9	97.9	97.7
G24.0	99.3	102.1	99.1	99.6	100.0	97.2	92.6	95.0	94.8
G25.0	95.0	96.5	94.6	94.7	95.9	93.8	89.3	91.9	91.4
G26.0	90.8	91.8	90.0	90.4	91.8	90.4	85.8	88.6	87.8
G27.0	86.7	87.3	85.9	86.4	87.4	86.9	82.2	84.4	84.0
G28.0	82.0	82.3	81.8	82.0	83.6	82.8	77.9	80.7	80.2
G29.0	77.8	77.9	77.7	78.0	79.7	78.9	74.0	76.7	75.7
G30.0	73.5	73.7	73.6	74.2	75.8	75.0	69.9	72.3	71.5
G31.0	69.3	69.4	69.7	70.4	71.7	71.0	65.6	68.2	67.2
G32.0	64.9	65.0	66.0	66.3	67.9	66.7	62.0	64.2	63.1
G33.0	60.7	61.1	62.3	62.6	64.3	62.8	58.5	60.2	58.7
G34.0	56.6	57.3	58.5	58.9	60.7	58.9	55.0	55.9	54.6
G35.0	52.6	53.5	55.0	55.4	56.7	55.2	51.2	52.0	50.6
G36.0	48.3	49.5	51.6	51.4	53.0	51.0	47.7	48.2	46.2

C Plane (°):0.0-360.0: 30.0
 Test Lab: MESTER LAB
 Test Type: TYPE C
 Temperature: 25.5°C

Gamma Plane (°):0.0-180.0:1.0
 Test Device: GPM-1800B
 Distance: 13.600 m [K=1.0000]
 Humidity: 45% R.H
 Inspector:

Candlepower Table(Continue 1)

Unit: cd

G\C	C0.0	C30.0	C60.0	C90.0	C120.0	C150.0	C180.0	C210.0	C240.0
G37.0	44.6	45.8	48.1	47.8	49.4	47.5	44.5	44.5	42.5
G38.0	41.1	42.4	44.3	44.3	45.7	43.9	41.3	40.5	38.8
G39.0	37.7	39.1	41.0	40.8	41.9	40.6	37.7	37.1	35.4
G40.0	34.4	35.9	37.8	37.2	38.5	36.9	34.6	33.8	31.6
G41.0	31.5	32.5	34.8	34.1	35.2	33.8	31.5	30.6	28.5
G42.0	28.8	29.5	31.5	31.3	31.7	30.9	28.8	27.2	25.6
G43.0	26.2	26.8	28.7	28.6	28.8	28.2	25.8	24.6	22.9
G44.0	23.6	24.3	26.1	25.8	26.1	25.4	23.4	22.0	20.4
G45.0	21.3	21.7	23.6	23.4	23.6	23.1	21.0	19.8	18.2
G46.0	19.3	19.7	21.0	21.1	21.3	21.0	18.8	17.5	15.9
G47.0	17.2	17.7	18.9	19.1	19.0	18.8	15.8	13.4	11.8
G48.0	15.3	15.7	17.0	17.0	17.1	17.0	11.4	10.0	8.9
G49.0	11.5	13.0	15.1	15.4	14.9	13.6	8.5	8.2	7.7
G50.0	7.9	9.4	11.0	11.8	11.0	9.9	7.6	7.4	7.0
G51.0	6.5	6.9	8.0	8.0	7.9	7.5	6.9	6.7	6.4
G52.0	5.9	5.8	6.3	6.4	6.5	6.7	6.3	6.1	5.8
G53.0	5.4	5.3	5.6	5.8	5.9	6.1	5.7	5.5	5.3
G54.0	5.0	4.9	5.2	5.3	5.4	5.6	5.2	5.0	4.8
G55.0	4.6	4.5	4.7	4.9	5.0	5.1	4.7	4.5	4.4
G56.0	4.1	4.1	4.4	4.5	4.6	4.7	4.3	4.1	4.0
G57.0	3.7	3.7	3.9	4.1	4.1	4.3	3.9	3.7	3.6
G58.0	3.4	3.3	3.5	3.7	3.7	3.9	3.6	3.4	3.3
G59.0	3.1	3.0	3.2	3.3	3.4	3.6	3.2	3.1	3.0
G60.0	2.8	2.7	2.9	3.1	3.1	3.3	3.0	2.8	2.7
G61.0	2.4	2.4	2.6	2.8	2.8	3.0	2.6	2.5	2.3
G62.0	2.1	2.0	2.2	2.4	2.5	2.6	2.2	2.1	2.0
G63.0	1.8	1.7	1.8	2.0	2.1	2.2	1.9	1.8	1.7
G64.0	1.6	1.5	1.6	1.8	1.8	1.9	1.7	1.6	1.5
G65.0	1.4	1.3	1.4	1.6	1.6	1.7	1.5	1.5	1.3
G66.0	1.2	1.1	1.3	1.4	1.4	1.5	1.3	1.2	1.2
G67.0	1.0	1.0	1.1	1.2	1.3	1.3	1.1	1.1	1.0
G68.0	0.9	0.8	0.9	1.0	1.1	1.1	1.0	0.9	0.8
G69.0	0.7	0.7	0.7	0.8	0.9	1.0	0.8	0.8	0.7
G70.0	0.7	0.6	0.7	0.7	0.8	0.8	0.7	0.7	0.6
G71.0	0.6	0.5	0.6	0.6	0.7	0.7	0.6	0.6	0.6
G72.0	0.5	0.5	0.5	0.5	0.6	0.6	0.5	0.5	0.5

C Plane (°):0.0-360.0: 30.0
 Test Lab: MESTER LAB
 Test Type: TYPE C
 Temperature: 25.5°C

Gamma Plane (°):0.0-180.0:1.0
 Test Device: GPM-1800B
 Distance: 13.600 m [K=1.0000]
 Humidity: 45% R.H
 Inspector:

Candlepower Table(Continue 2)

Unit: cd

G\C	C0.0	C30.0	C60.0	C90.0	C120.0	C150.0	C180.0	C210.0	C240.0
G73.0	0.5	0.4	0.4	0.5	0.5	0.6	0.5	0.5	0.4
G74.0	0.4	0.4	0.4	0.4	0.5	0.5	0.4	0.4	0.4
G75.0	0.4	0.3	0.4	0.4	0.4	0.4	0.4	0.4	0.4
G76.0	0.3	0.3	0.3	0.4	0.4	0.4	0.4	0.4	0.4
G77.0	0.3	0.3	0.3	0.3	0.3	0.4	0.3	0.3	0.3
G78.0	0.3	0.3	0.3	0.3	0.3	0.3	0.3	0.3	0.3
G79.0	0.3	0.3	0.3	0.3	0.3	0.3	0.3	0.3	0.3
G80.0	0.3	0.3	0.2	0.3	0.3	0.3	0.3	0.3	0.3
G81.0	0.3	0.3	0.3	0.3	0.3	0.3	0.3	0.3	0.3
G82.0	0.3	0.3	0.3	0.3	0.3	0.3	0.3	0.3	0.3
G83.0	0.3	0.3	0.2	0.3	0.2	0.3	0.3	0.3	0.3
G84.0	0.3	0.3	0.2	0.3	0.2	0.3	0.3	0.2	0.2
G85.0	0.3	0.3	0.3	0.3	0.3	0.3	0.3	0.3	0.2
G86.0	0.2	0.2	0.2	0.2	0.3	0.3	0.3	0.2	0.2
G87.0	0.3	0.2	0.2	0.2	0.3	0.3	0.2	0.2	0.2
G88.0	0.2	0.2	0.2	0.2	0.3	0.3	0.3	0.2	0.2
G89.0	0.2	0.2	0.2	0.3	0.2	0.2	0.3	0.3	0.3
G90.0	0.2	0.3	0.2	0.2	0.2	0.2	0.3	0.2	0.2
G91.0	0.3	0.3	0.2	0.3	0.2	0.2	0.3	0.2	0.2
G92.0	0.2	0.2	0.2	0.2	0.3	0.3	0.2	0.3	0.2
G93.0	0.3	0.3	0.2	0.2	0.2	0.2	0.3	0.3	0.2
G94.0	0.3	0.2	0.2	0.3	0.2	0.2	0.3	0.2	0.2
G95.0	0.2	0.3	0.2	0.3	0.2	0.3	0.2	0.2	0.2
G96.0	0.3	0.3	0.2	0.2	0.2	0.2	0.2	0.3	0.2
G97.0	0.2	0.2	0.2	0.2	0.2	0.3	0.3	0.2	0.2
G98.0	0.3	0.2	0.2	0.3	0.2	0.3	0.3	0.3	0.2
G99.0	0.2	0.2	0.2	0.2	0.3	0.2	0.3	0.2	0.3
G100.0	0.3	0.2	0.2	0.3	0.3	0.2	0.3	0.3	0.3
G101.0	0.2	0.2	0.2	0.2	0.2	0.2	0.3	0.3	0.2
G102.0	0.3	0.2	0.2	0.2	0.2	0.2	0.2	0.3	0.3
G103.0	0.2	0.2	0.2	0.3	0.2	0.3	0.3	0.3	0.3
G104.0	0.2	0.2	0.2	0.3	0.2	0.3	0.3	0.2	0.2
G105.0	0.2	0.2	0.2	0.3	0.2	0.2	0.3	0.3	0.3
G106.0	0.2	0.3	0.2	0.2	0.2	0.2	0.3	0.3	0.2
G107.0	0.3	0.2	0.2	0.2	0.3	0.2	0.3	0.3	0.3
G108.0	0.2	0.3	0.2	0.3	0.2	0.2	0.3	0.3	0.3

C Plane (°):0.0-360.0: 30.0
 Test Lab: MESTER LAB
 Test Type: TYPE C
 Temperature: 25.5°C

Gamma Plane (°):0.0-180.0:1.0
 Test Device: GPM-1800B
 Distance: 13.600 m [K=1.0000]
 Humidity: 45% R.H
 Inspector:

Candlepower Table(Continue 3)

Unit: cd

G\C	C0.0	C30.0	C60.0	C90.0	C120.0	C150.0	C180.0	C210.0	C240.0
G109.0	0.3	0.2	0.2	0.3	0.2	0.3	0.3	0.3	0.3
G110.0	0.3	0.3	0.2	0.3	0.3	0.3	0.3	0.3	0.3
G111.0	0.3	0.3	0.2	0.3	0.2	0.2	0.3	0.3	0.3
G112.0	0.3	0.3	0.3	0.2	0.2	0.3	0.3	0.3	0.3
G113.0	0.2	0.3	0.3	0.2	0.3	0.3	0.3	0.3	0.3
G114.0	0.3	0.3	0.3	0.3	0.3	0.3	0.3	0.3	0.3
G115.0	0.3	0.3	0.3	0.3	0.3	0.3	0.3	0.3	0.3
G116.0	0.3	0.3	0.3	0.3	0.3	0.3	0.4	0.3	0.3
G117.0	0.3	0.3	0.3	0.3	0.3	0.3	0.4	0.3	0.3
G118.0	0.3	0.3	0.3	0.3	0.3	0.3	0.4	0.3	0.4
G119.0	0.3	0.3	0.3	0.3	0.3	0.3	0.4	0.4	0.4
G120.0	0.3	0.3	0.3	0.3	0.3	0.3	0.4	0.4	0.4
G121.0	0.3	0.3	0.3	0.3	0.3	0.3	0.4	0.4	0.4
G122.0	0.3	0.3	0.3	0.3	0.3	0.3	0.4	0.4	0.4
G123.0	0.3	0.3	0.3	0.3	0.3	0.3	0.4	0.4	0.4
G124.0	0.3	0.3	0.3	0.3	0.3	0.3	0.4	0.5	0.5
G125.0	0.3	0.3	0.3	0.4	0.3	0.3	0.5	0.4	0.4
G126.0	0.4	0.4	0.3	0.3	0.3	0.4	0.5	0.5	0.5
G127.0	0.4	0.4	0.3	0.3	0.3	0.3	0.5	0.5	0.5
G128.0	0.4	0.4	0.3	0.3	0.4	0.4	0.5	0.5	0.5
G129.0	0.4	0.4	0.4	0.4	0.4	0.4	0.6	0.5	0.5
G130.0	0.4	0.4	0.4	0.4	0.4	0.4	0.6	0.6	0.6
G131.0	0.4	0.4	0.4	0.4	0.4	0.4	0.6	0.6	0.6
G132.0	0.4	0.4	0.4	0.4	0.4	0.4	0.6	0.6	0.6
G133.0	0.4	0.4	0.4	0.4	0.4	0.4	0.6	0.6	0.7
G134.0	0.5	0.4	0.4	0.4	0.4	0.4	0.6	0.7	0.7
G135.0	0.5	0.5	0.4	0.5	0.4	0.4	0.7	0.7	0.7
G136.0	0.5	0.5	0.5	0.5	0.4	0.5	0.7	0.7	0.7
G137.0	0.5	0.5	0.5	0.5	0.5	0.5	0.7	0.7	0.7
G138.0	0.5	0.5	0.5	0.5	0.5	0.5	0.8	0.8	0.8
G139.0	0.6	0.5	0.5	0.5	0.5	0.6	0.8	0.8	0.8
G140.0	0.6	0.6	0.6	0.6	0.6	0.6	0.8	0.8	0.8
G141.0	0.6	0.6	0.6	0.6	0.6	0.6	0.9	0.9	0.9
G142.0	0.6	0.6	0.6	0.6	0.6	0.6	0.9	0.9	0.9
G143.0	0.6	0.6	0.6	0.6	0.6	0.7	0.9	0.9	0.9
G144.0	0.6	0.6	0.6	0.7	0.6	0.7	1.0	1.0	0.9

C Plane (°):0.0-360.0: 30.0
 Test Lab: MESTER LAB
 Test Type: TYPE C
 Temperature: 25.5°C
 Operator: YanQin Zeng

Gamma Plane (°):0.0-180.0:1.0
 Test Device: GPM-1800B
 Distance: 13.600 m [K=1.0000]
 Humidity: 45% R.H
 Inspector:

Candlepower Table(Continue 4)

Unit: cd

G\C	C0.0	C30.0	C60.0	C90.0	C120.0	C150.0	C180.0	C210.0	C240.0
G145.0	0.7	0.7	0.6	0.7	0.7	0.7	1.0	1.0	1.0
G146.0	0.7	0.7	0.7	0.7	0.7	0.7	1.0	1.0	1.0
G147.0	0.7	0.7	0.7	0.7	0.7	0.7	1.0	1.0	1.0
G148.0	0.8	0.7	0.7	0.7	0.7	0.8	1.1	1.1	1.1
G149.0	0.8	0.8	0.8	0.7	0.8	0.8	1.1	1.1	1.1
G150.0	0.8	0.8	0.8	0.8	0.8	0.8	1.1	1.1	1.1
G151.0	0.8	0.8	0.8	0.8	0.8	0.8	1.1	1.1	1.1
G152.0	0.9	0.8	0.8	0.8	0.9	0.9	1.2	1.2	1.2
G153.0	0.9	0.9	0.9	0.8	0.9	0.9	1.2	1.2	1.2
G154.0	0.9	0.9	0.9	0.9	0.9	0.9	1.2	1.2	1.2
G155.0	0.9	0.9	0.9	0.9	0.9	0.9	1.3	1.3	1.3
G156.0	1.0	0.9	1.0	1.0	1.0	1.0	1.3	1.3	1.3
G157.0	1.0	1.0	1.0	1.0	1.0	1.0	1.3	1.3	1.3
G158.0	1.0	1.0	1.0	1.0	1.0	1.0	1.3	1.3	1.3
G159.0	1.0	1.0	1.0	1.0	1.0	1.1	1.3	1.4	1.4
G160.0	1.1	1.1	1.1	1.1	1.1	1.1	1.4	1.4	1.4
G161.0	1.1	1.1	1.1	1.1	1.1	1.1	1.4	1.4	1.4
G162.0	1.1	1.1	1.1	1.1	1.1	1.1	1.4	1.4	1.4
G163.0	1.2	1.1	1.1	1.1	1.2	1.2	1.4	1.4	1.4
G164.0	1.2	1.2	1.2	1.2	1.2	1.2	1.4	1.4	1.4
G165.0	1.2	1.2	1.2	1.2	1.2	1.2	1.5	1.5	1.4
G166.0	1.2	1.2	1.2	1.2	1.2	1.3	1.5	1.5	1.4
G167.0	1.3	1.3	1.2	1.3	1.3	1.3	1.5	1.5	1.5
G168.0	1.3	1.3	1.3	1.3	1.3	1.3	1.5	1.5	1.5
G169.0	1.3	1.3	1.3	1.3	1.3	1.3	1.5	1.5	1.5
G170.0	1.4	1.3	1.3	1.3	1.4	1.3	1.5	1.5	1.5
G171.0	1.4	1.3	1.4	1.4	1.4	1.4	1.5	1.5	1.5
G172.0	1.4	1.4	1.4	1.4	1.4	1.4	1.5	1.5	1.5
G173.0	1.4	1.4	1.4	1.4	1.4	1.4	1.5	1.5	1.5
G174.0	1.4	1.4	1.4	1.4	1.4	1.4	1.5	1.5	1.5
G175.0	1.5	1.4	1.4	1.4	1.4	1.4	1.5	1.5	1.5
G176.0	1.5	1.5	1.5	1.5	1.5	1.5	1.5	1.5	1.5
G177.0	1.5	1.5	1.5	1.5	1.5	1.5	1.6	1.5	1.5
G178.0	1.5	1.5	1.5	1.5	1.5	1.5	1.6	1.5	1.5
G179.0	1.5	1.5	1.5	1.5	1.5	1.5	1.5	1.5	1.5
G180.0	1.5	1.5	1.5	1.5	1.5	1.5	1.5	1.5	1.5

C Plane (°):0.0-360.0: 30.0
 Test Lab: MESTER LAB
 Test Type: TYPE C
 Temperature: 25.5°C

Gamma Plane (°):0.0-180.0:1.0
 Test Device: GPM-1800B
 Distance: 13.600 m [K=1.0000]
 Humidity: 45% R.H
 Inspector:

Candlepower Table(Continue 5)

Unit: cd

G\C	C270.0	C300.0	C330.0	C360.0					
G0.0	155.9	155.8	156.1	155.9					
G1.0	154.9	155.4	156.0	156.7					
G2.0	153.9	154.6	155.3	156.7					
G3.0	152.4	153.4	154.7	156.5					
G4.0	150.9	152.1	154.6	156.7					
G5.0	149.0	150.8	154.2	157.1					
G6.0	146.6	149.8	153.9	157.2					
G7.0	144.1	148.4	153.2	156.9					
G8.0	141.5	147.0	152.4	156.9					
G9.0	138.7	145.1	151.1	156.3					
G10.0	135.6	142.9	149.7	155.4					
G11.0	132.0	140.7	147.9	153.8					
G12.0	128.3	137.8	145.7	152.2					
G13.0	124.7	134.4	142.8	150.1					
G14.0	121.9	130.3	139.7	147.3					
G15.0	119.2	126.7	136.3	144.2					
G16.0	116.6	123.3	132.1	140.0					
G17.0	113.9	119.8	127.9	135.3					
G18.0	111.3	116.7	122.8	129.2					
G19.0	108.7	113.6	117.0	122.9					
G20.0	105.8	110.3	111.5	117.5					
G21.0	103.1	106.4	106.9	112.8					
G22.0	100.4	103.0	102.8	108.4					
G23.0	97.3	99.3	98.2	104.1					
G24.0	94.2	95.4	94.0	99.3					
G25.0	91.1	91.7	89.9	95.0					
G26.0	87.6	87.7	85.7	90.8					
G27.0	83.3	83.5	80.9	86.7					
G28.0	79.4	79.0	76.8	82.0					
G29.0	75.2	74.8	72.4	77.8					
G30.0	70.9	70.6	68.1	73.5					
G31.0	66.1	66.4	63.4	69.3					
G32.0	61.9	61.8	59.4	64.9					
G33.0	57.7	57.7	55.5	60.7					
G34.0	53.1	53.6	51.3	56.6					
G35.0	49.0	49.6	47.6	52.6					
G36.0	45.0	45.4	44.1	48.3					

C Plane (°):0.0-360.0: 30.0
 Test Lab: MESTER LAB
 Test Type: TYPE C
 Temperature: 25.5°C

Gamma Plane (°):0.0-180.0:1.0
 Test Device: GPM-1800B
 Distance: 13.600 m [K=1.0000]
 Humidity: 45% R.H
 Inspector:

Candlepower Table(Continue 6)

Unit: cd

G\C	C270.0	C300.0	C330.0	C360.0					
G37.0	41.2	41.7	40.8	44.6					
G38.0	37.3	38.2	37.2	41.1					
G39.0	34.0	34.5	34.0	37.7					
G40.0	30.8	31.2	30.9	34.4					
G41.0	27.8	28.1	28.0	31.5					
G42.0	25.2	25.2	25.4	28.8					
G43.0	22.5	22.6	22.7	26.2					
G44.0	20.3	20.2	20.4	23.6					
G45.0	18.1	17.9	18.4	21.3					
G46.0	15.2	15.7	16.4	19.3					
G47.0	10.8	11.3	13.1	17.2					
G48.0	8.3	8.5	9.5	15.3					
G49.0	7.4	7.1	7.4	11.5					
G50.0	6.7	6.4	6.4	7.9					
G51.0	6.1	5.8	5.9	6.5					
G52.0	5.5	5.2	5.4	5.9					
G53.0	5.0	4.7	4.9	5.4					
G54.0	4.6	4.3	4.5	5.0					
G55.0	4.2	3.9	4.0	4.6					
G56.0	3.8	3.5	3.7	4.1					
G57.0	3.4	3.2	3.3	3.7					
G58.0	3.1	3.0	3.0	3.4					
G59.0	2.8	2.6	2.7	3.1					
G60.0	2.5	2.3	2.3	2.8					
G61.0	2.1	1.9	2.0	2.4					
G62.0	1.8	1.7	1.8	2.1					
G63.0	1.6	1.5	1.6	1.8					
G64.0	1.4	1.3	1.4	1.6					
G65.0	1.3	1.2	1.2	1.4					
G66.0	1.1	1.0	1.0	1.2					
G67.0	0.9	0.8	0.9	1.0					
G68.0	0.8	0.7	0.7	0.9					
G69.0	0.7	0.6	0.6	0.7					
G70.0	0.6	0.5	0.5	0.7					
G71.0	0.5	0.5	0.5	0.6					
G72.0	0.5	0.5	0.5	0.5					

C Plane (°):0.0-360.0: 30.0
 Test Lab: MESTER LAB
 Test Type: TYPE C
 Temperature: 25.5°C

Gamma Plane (°):0.0-180.0:1.0
 Test Device: GPM-1800B
 Distance: 13.600 m [K=1.0000]
 Humidity: 45% R.H
 Inspector:

Candlepower Table(Continue 7)

Unit: cd

G\C	C270.0	C300.0	C330.0	C360.0					
G73.0	0.4	0.4	0.4	0.5					
G74.0	0.4	0.4	0.4	0.4					
G75.0	0.3	0.4	0.3	0.4					
G76.0	0.3	0.3	0.3	0.3					
G77.0	0.3	0.3	0.3	0.3					
G78.0	0.3	0.3	0.3	0.3					
G79.0	0.3	0.3	0.3	0.3					
G80.0	0.2	0.3	0.3	0.3					
G81.0	0.3	0.3	0.3	0.3					
G82.0	0.3	0.3	0.3	0.3					
G83.0	0.2	0.3	0.3	0.3					
G84.0	0.2	0.3	0.3	0.3					
G85.0	0.2	0.3	0.3	0.3					
G86.0	0.3	0.2	0.3	0.2					
G87.0	0.3	0.3	0.2	0.3					
G88.0	0.2	0.2	0.3	0.2					
G89.0	0.2	0.2	0.2	0.2					
G90.0	0.3	0.3	0.2	0.2					
G91.0	0.2	0.3	0.2	0.3					
G92.0	0.2	0.3	0.3	0.2					
G93.0	0.2	0.3	0.3	0.3					
G94.0	0.3	0.2	0.3	0.3					
G95.0	0.2	0.3	0.3	0.2					
G96.0	0.3	0.3	0.3	0.3					
G97.0	0.3	0.3	0.2	0.2					
G98.0	0.3	0.3	0.3	0.3					
G99.0	0.3	0.3	0.2	0.2					
G100.0	0.2	0.3	0.3	0.3					
G101.0	0.3	0.2	0.3	0.2					
G102.0	0.2	0.3	0.3	0.3					
G103.0	0.3	0.3	0.3	0.2					
G104.0	0.3	0.3	0.3	0.2					
G105.0	0.3	0.3	0.3	0.2					
G106.0	0.3	0.3	0.3	0.2					
G107.0	0.3	0.3	0.3	0.3					
G108.0	0.3	0.3	0.3	0.2					

C Plane (°):0.0-360.0: 30.0
 Test Lab: MESTER LAB
 Test Type: TYPE C
 Temperature: 25.5°C

Gamma Plane (°):0.0-180.0:1.0
 Test Device: GPM-1800B
 Distance: 13.600 m [K=1.0000]
 Humidity: 45% R.H
 Inspector:

Candlepower Table(Continue 8)

Unit: cd

G\C	C270.0	C300.0	C330.0	C360.0					
G109.0	0.3	0.3	0.3	0.3					
G110.0	0.3	0.3	0.3	0.3					
G111.0	0.3	0.3	0.3	0.3					
G112.0	0.3	0.3	0.3	0.3					
G113.0	0.3	0.3	0.3	0.2					
G114.0	0.3	0.3	0.3	0.3					
G115.0	0.3	0.3	0.3	0.3					
G116.0	0.3	0.4	0.3	0.3					
G117.0	0.4	0.4	0.4	0.3					
G118.0	0.4	0.4	0.4	0.3					
G119.0	0.4	0.4	0.4	0.3					
G120.0	0.4	0.4	0.4	0.3					
G121.0	0.4	0.4	0.4	0.3					
G122.0	0.4	0.4	0.4	0.3					
G123.0	0.4	0.4	0.4	0.3					
G124.0	0.4	0.4	0.5	0.3					
G125.0	0.5	0.5	0.5	0.3					
G126.0	0.5	0.5	0.5	0.4					
G127.0	0.5	0.5	0.5	0.4					
G128.0	0.5	0.5	0.5	0.4					
G129.0	0.5	0.5	0.5	0.4					
G130.0	0.6	0.6	0.6	0.4					
G131.0	0.6	0.6	0.6	0.4					
G132.0	0.6	0.6	0.6	0.4					
G133.0	0.7	0.6	0.7	0.4					
G134.0	0.7	0.7	0.7	0.5					
G135.0	0.7	0.7	0.7	0.5					
G136.0	0.7	0.7	0.7	0.5					
G137.0	0.7	0.8	0.8	0.5					
G138.0	0.8	0.8	0.8	0.5					
G139.0	0.8	0.8	0.8	0.6					
G140.0	0.9	0.8	0.8	0.6					
G141.0	0.9	0.9	0.9	0.6					
G142.0	0.9	0.9	0.9	0.6					
G143.0	0.9	0.9	0.9	0.6					
G144.0	1.0	1.0	1.0	0.6					

C Plane (°):0.0-360.0: 30.0
 Test Lab: MESTER LAB
 Test Type: TYPE C
 Temperature: 25.5°C

Gamma Plane (°):0.0-180.0:1.0
 Test Device: GPM-1800B
 Distance: 13.600 m [K=1.0000]
 Humidity: 45% R.H
 Inspector:

Candlepower Table(Continue 9)

Unit: cd

G\C	C270.0	C300.0	C330.0	C360.0					
G145.0	1.0	1.0	1.0	0.7					
G146.0	1.0	1.0	1.0	0.7					
G147.0	1.0	1.0	1.0	0.7					
G148.0	1.1	1.1	1.1	0.8					
G149.0	1.1	1.1	1.1	0.8					
G150.0	1.1	1.1	1.1	0.8					
G151.0	1.2	1.1	1.2	0.8					
G152.0	1.2	1.2	1.2	0.9					
G153.0	1.2	1.2	1.2	0.9					
G154.0	1.2	1.2	1.2	0.9					
G155.0	1.3	1.3	1.3	0.9					
G156.0	1.3	1.3	1.3	1.0					
G157.0	1.3	1.3	1.3	1.0					
G158.0	1.3	1.3	1.3	1.0					
G159.0	1.4	1.4	1.4	1.0					
G160.0	1.4	1.4	1.4	1.1					
G161.0	1.4	1.4	1.4	1.1					
G162.0	1.4	1.4	1.4	1.1					
G163.0	1.4	1.4	1.4	1.2					
G164.0	1.4	1.4	1.4	1.2					
G165.0	1.4	1.5	1.5	1.2					
G166.0	1.5	1.5	1.5	1.2					
G167.0	1.5	1.5	1.5	1.3					
G168.0	1.5	1.5	1.5	1.3					
G169.0	1.5	1.5	1.5	1.3					
G170.0	1.5	1.5	1.5	1.4					
G171.0	1.5	1.5	1.5	1.4					
G172.0	1.5	1.5	1.5	1.4					
G173.0	1.5	1.5	1.5	1.4					
G174.0	1.5	1.5	1.5	1.4					
G175.0	1.5	1.5	1.5	1.5					
G176.0	1.5	1.5	1.6	1.5					
G177.0	1.6	1.5	1.5	1.5					
G178.0	1.5	1.5	1.5	1.5					
G179.0	1.5	1.5	1.5	1.5					
G180.0	1.5	1.5	1.5	1.5					

C Plane (°):0.0-360.0: 30.0
 Test Lab: MESTER LAB
 Test Type: TYPE C
 Temperature: 25.5°C

Gamma Plane (°):0.0-180.0:1.0
 Test Device: GPM-1800B
 Distance: 13.600 m [K=1.0000]
 Humidity: 45% R.H
 Inspector:

LED Average Luminance Report

Avg.L	cd/m ²
L 0-180(65) av	1.#J
L 0-180(75) av	1.#J
L 0-180(85) av	1.#J
L 90-270(65) av	1.#J
L 90-270(75) av	1.#J
L 90-270(85) av	1.#J
L 45(65) av	1.#J
L 45(75) av	1.#J
L 45(85) av	1.#J

Standard: GB/T 29293-2012